

Results and timing service provided by **TISSOT**

LIQUI MOLY MOTORRAD GRAND PRIX DEUTSCHLAND

Free Practice Nr. 1

Best Partial Times

NTC

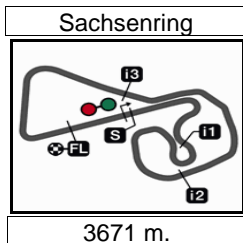
IT Ideal Lap Time, sum of the best partial times

BT Best Lap Time

T1		T2		T3		T4				IT		BT
Pos	Rider	Time	Rider	Time	Rider	Time	Rider	Time	Pos	Rider	IT	BT
1	L.PHOMMARA	22.236	L.PHOMMARA	25.752	J.VAN CRUGTEN	21.811	L.PHOMMARA	25.054	1	J.VAN CRUGT	1'35.069	1'35.273 (2)
2	A.NATIVI	22.245	L.PHOMMARA	25.826	L.PHOMMARA	22.066	J.VAN CRUGTEN	25.086	2	L.PHOMMARA	1'35.108	1'35.108 (1)
3	L.PHOMMARA	22.245	J.VAN CRUGTEN	25.926	L.PHOMMARA	22.110	R.SESSLER	25.120	3	L.PHOMMARA	1'35.365	1'35.516 (3)
4	J.VAN CRUGTEN	22.246	M.VINCZE	26.017	R.SESSLER	22.295	L.PHOMMARA	25.184	4	R.SESSLER	1'36.044	1'36.044 (4)
5	J.FRELLSEN	22.247	J.FRELLSEN	26.094	M.VINCZE	22.333	M.VINCZE	25.200	5	M.VINCZE	1'36.148	1'36.402 (5)
6	M.MASILI	22.322	L.PONTILLO	26.143	A.NATIVI	22.453	M.MASILI	25.262	6	A.NATIVI	1'36.300	1'36.805 (8)
7	R.SESSLER	22.326	A.NATIVI	26.146	T.WILLEM KUIL	22.504	M.SCHMID	25.390	7	M.MASILI	1'36.394	1'36.551 (6)
8	A.ZELENAK	22.411	M.MASILI	26.156	M.SCHMID	22.547	A.NATIVI	25.456	8	J.FRELLSEN	1'36.564	1'36.664 (7)
9	D.KRABACHER	22.488	M.SCHMID	26.290	F.NOVOTNY	22.548	L.PONTILLO	25.495	9	M.SCHMID	1'36.717	1'36.849 (9)
10	M.SCHMID	22.490	F.NOVOTNY	26.293	L.PONTILLO	22.594	J.FRELLSEN	25.509	10	F.NOVOTNY	1'36.919	1'37.157 (10)
11	F.NOVOTNY	22.561	R.SESSLER	26.303	M.MASILI	22.654	F.NOVOTNY	25.517	11	L.PONTILLO	1'37.056	1'37.576 (13)
12	M.VINCZE	22.598	K.SCHOO	26.323	K.SCHOO	22.697	T.WILLEM KUIL	25.572	12	T.WILLEM KUI	1'37.289	1'37.289 (11)
13	J.COENEN	22.618	L.DEKKERS	26.364	A.ZELENAK	22.703	A.ZELENAK	25.669	13	K.SCHOO	1'37.440	1'37.572 (12)
14	T.WILLEM KUIL	22.672	T.WILLEM KUIL	26.541	J.FRELLSEN	22.714	K.SCHOO	25.700	14	A.ZELENAK	1'37.470	1'37.784 (14)
15	K.SCHOO	22.720	A.WEIZEL	26.572	J.COENEN	22.742	J.COENEN	25.731	15	J.COENEN	1'37.807	1'38.025 (15)
16	A.WEIZEL	22.745	L.HAFENEGER	26.597	L.DEKKERS	22.851	D.KRABACHER	25.903	16	L.DEKKERS	1'38.105	1'38.260 (16)
17	L.HAFENEGER	22.775	A.ZELENAK	26.687	K.GUNDERMANN	22.939	L.HAFENEGER	26.006	17	D.KRABACHE	1'38.207	1'38.953 (19)
18	L.DEKKERS	22.776	J.COENEN	26.716	D.GREVEN	22.949	A.WEIZEL	26.040	18	L.HAFENEGER	1'38.422	1'38.792 (17)
19	L.PONTILLO	22.824	D.KRABACHER	26.827	D.KRABACHER	22.989	T.GERVAIS	26.051	19	A.WEIZEL	1'38.443	1'38.832 (18)
20	K.GUNDERMAN	23.125	K.GUNDERMAN	26.848	L.HAFENEGER	23.044	L.DEKKERS	26.114	20	K.GUNDERMA	1'39.100	1'39.100 (20)
21	D.GREVEN	23.266	T.GERVAIS	26.934	A.WEIZEL	23.086	K.GUNDERMANN	26.188	21	D.GREVEN	1'39.589	1'39.589 (21)
22	T.GERVAIS	23.352	D.GREVEN	27.078	J.VERNER	23.415	D.GREVEN	26.296	22	T.GERVAIS	1'39.901	1'40.188 (22)
23	J.VERNER	23.416	J.VERNER	27.493	T.GERVAIS	23.564	J.VERNER	26.793	23	J.VERNER	1'41.117	1'41.117 (23)
24	L.RAMMERSTOR	23.594	N.WANNENMAC	27.724	L.RAMMERSTOR	23.616	N.WANNENMAC	26.991	24	L.RAMMERST	1'42.288	(-1)

These data/results cannot be reproduced, stored and/or transmitted in whole or in part by any manner of electronic, mechanical, photocopying, recording, broadcasting or otherwise now known or herein after developed without the previous express consent by the copyright owner, except for reproduction in daily press and regular printed publications on sale to the public within 60 days of the event related to those data/results and always provided that copyright symbol appears together as follows below.
© DORNA, 2023





Results and timing service provided by **TISSOT**

NTC

LIQUI MOLY MOTORRAD GRAND PRIX DEUTSCHLAND

Free Practice Nr. 1

Best Partial Times

IT Ideal Lap Time, sum of the best partial times


BT Best Lap Time

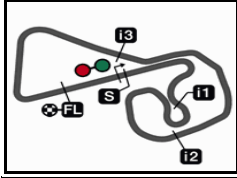
		T1		T2		T3		T4					
<i>Pos</i>	<i>Rider</i>	<i>Time</i>	<i>Rider</i>	<i>Time</i>	<i>Rider</i>	<i>Time</i>	<i>Rider</i>	<i>Time</i>	<i>Pos</i>	<i>Rider</i>	<i>IT</i>	<i>BT</i>	
25	D.KIESEWETTER	23.898	L.RAMMERSTOR	27.907	N.WANNENMAC	23.711	D.KIESEWETTER	27.098	25	N.WANNENMA	1'42.387		(-1)
26	N.WANNENMAC	23.961	D.KIESEWETTER	28.064	D.KIESEWETTER	24.051	L.RAMMERSTOR	27.171	26	D.KIESEWETT	1'43.111		(-1)

These data/results cannot be reproduced, stored and/or transmitted in whole or in part by any manner of electronic, mechanical, photocopying, recording, broadcasting or otherwise now known or herein after developed without the previous express consent by the copyright owner, except for reproduction in daily press and regular printed publications on sale to the public within 60 days of the event related to those data/results and always provided that copyright symbol appears together as follows below.
© DORNA, 2023



Sachsenring

Results and timing service provided by 




3671 m.

LIQUI MOLY MOTORRAD GRAND PRIX DEUTSCHLAND

Free Practice Nr. 1

Fastest Laps Sequence

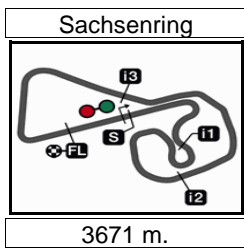
NTC

<i>Practice Time</i>	 <i>Rider</i>	<i>Nation</i>	<i>Motorcycle</i>	<i>Time</i>	<i>Km/h</i>	<i>Rider's Lap</i>
3'51.470	12 Martin VINCZE	HUN	KTM	1'37.058	136.1	2
3'51.711	53 Levin PHOMMARA	SWI	KTM	1'37.015	136.2	2
3'53.323	48 Lenox PHOMMARA	SWI	KTM	1'36.700	136.6	2
15'01.314	48 Lenox PHOMMARA	SWI	KTM	1'36.398	137.0	6
18'15.441	48 Lenox PHOMMARA	SWI	KTM	1'36.087	137.5	8
20'39.721	36 Jurrien VAN CRUGTEN	NED	KTM	1'35.273	138.7	12
26'17.760	53 Levin PHOMMARA	SWI	KTM	1'35.108	138.9	12

DORNA DATA PROCESSING TIMING SERVICE DORNA DATA PROCESSING TIMING SERVICE DORNA DATA PROCESSING TIMING SERVICE DORNA DATA PROCESSING TIMING SERVICE DORNA DATA PROCESSING TIMING SERVICE DORNA DATA PROCESSING TIMING SERVICE DORNA DATA PROCESSING TIMING SERVICE DORNA DATA PROCESSING TIMING SERVICE DORNA DATA PROCESSING TIMING SERVICE DORNA DATA PROCCEESSS



Sachsenring, Friday, June 16, 2023



LIQUI MOLY MOTORRAD GRAND PRIX DEUTSCHLAND

Free Practice Nr. 1

Chronological Analysis of Performances

* Lap / Sector time cancelled

T1 Time from finish line to 1st intermediate

T3 Time from 2nd intermed. to 3rd intermed.

P Crossing the finish line in pit lane

T2 Time from 1st intermed. to 2nd intermed.

T4 Time from 3rd intermediate to finish line

Lap	Lap Time	T1	T2	T3	T4	Speed	Lap	Lap Time	T1	T2	T3	T4	Speed
1st	53	Levin PHOMMARA Team Phommara SWI Runs=2 Total laps=12 Full laps=9 Valid laps=12					11	1'35.847	22.391	26.069	22.196	25.191	183.0
							12	1'35.516	22.245	25.866	22.196	25.209	181.8
							13	1'38.239	22.344	27.752	22.774	25.369	182.4

1	2'14.696	21.348	27.595	22.369	26.469	
2	1'37.015	22.763	26.551	22.184	25.517	186.8
	unfinished	22.857	27.004	22.858		180.0
3	1'37.650	21.722	27.261	22.834	25.833	
4	1'36.925	22.327	26.484	22.534	25.580	187.8
5	1'36.729	22.622	26.211	22.268	25.628	181.2
6	1'36.874	22.648	26.129	22.386	25.711	183.9
7	1'37.012	22.612	26.310	22.318	25.772	181.2
8	1'37.161	22.535	26.041	22.926	25.659	182.1
9	1'37.287	22.236	26.019	22.912	26.120	184.3
10	1'36.479	22.622	26.084	22.283	25.490	179.7
11	1'36.156	22.443	26.020	22.440	25.253	182.1
12	1'35.108	22.236	25.752	22.066	25.054	182.4

4th	7	Rocco SESSLER MCA Racing GER Runs=2 Total laps=7 Full laps=4 Valid laps=3				
1	2'27.438	20.604	26.724	22.881	26.384	
2	1'39.894 *	23.212	27.198	22.796*	26.688	183.0
3	1'39.472	23.192	26.951	23.296	26.033	180.6
4	1'51.288 P	24.405	29.107	23.611	34.165	180.6
5	14'21.713	22.008	27.177	23.134	25.752	
6	1'37.507	22.662	26.679	22.676	25.490	182.7
7	1'36.044	22.326	26.303	22.295	25.120	183.0

2nd	36	Jurrien VAN CRUGT BB64 Academy NED Runs=1 Total laps=15 Full laps=14 Valid laps=14				
1	2'36.458	22.874	27.954	23.830	26.509	
2	1'39.656	23.361	27.020	22.608	26.667	180.9
3	1'41.213	23.063	27.443	23.533	27.174	183.9
4	1'38.672	22.984	26.714	23.125	25.849	181.5
5	1'37.748	22.791	26.729	22.428	25.800	183.3
6	1'38.910	24.309	26.608	22.498	25.495	185.8
7	1'39.886	23.272	28.659	22.466	25.489	185.5
8	1'39.311	22.696	26.557	23.606	26.452	185.5
9	1'38.427	22.865	26.758	22.940	25.864	183.0
10	1'37.885	23.036	26.871	22.466	25.512	181.8
11	1'36.282	22.578	26.400	22.218	25.086	180.9
12	1'35.273	22.287	26.057	21.811	25.118	183.3
13	1'35.353	22.246	25.926	22.077	25.104	185.2
14	1'35.875	22.400	25.975	22.118	25.382	184.3
15	1'36.820	22.503	26.153	22.809	25.355	188.1

5th	12	Martin VINCZE VM Racing Team HUN Runs=2 Total laps=9 Full laps=6 Valid laps=6				
1	2'14.412	21.114	26.686	22.582	26.333	
2	1'37.058	22.844	26.441	22.351	25.422	182.1
3	1'44.074 P	23.852	26.371	22.582	31.269	180.0
4	12'41.907	23.020	26.576	22.637	25.809	
5	1'38.036	22.901	26.659	22.803	25.673	179.4
6	1'37.076	22.653	26.318	22.600	25.505	183.0
7	1'36.402	22.598	26.271	22.333	25.200	181.8
8	1'36.947	22.600	26.405	22.707	25.235	184.3
9	1'36.914	22.735	26.017	22.724	25.438	180.0

3rd	48	Lenoxx PHOMMAR Team Phommara SWI Runs=2 Total laps=13 Full laps=10 Valid laps=10				
1	2'16.623	22.098	27.170	23.173	25.596	
2	1'36.700	22.711	26.440	22.365	25.184	181.8
3	1'44.834 P	22.654	26.221	22.266	33.693	181.8
4	6'09.648	21.788	26.681	22.575	25.517	
5	1'37.111	22.687	26.530	22.437	25.457	182.1
6	1'36.398	22.480	26.196	22.402	25.320	180.6
7	1'38.040	22.626	26.427	22.633	26.354	179.7
8	1'36.087	22.374	26.011	22.110	25.592	182.1
9	1'36.277	22.430	25.826	22.556	25.465	180.6
10	1'36.110	22.275	26.181	22.276	25.378	183.0

6th	46	Matteo MASILI Fairium Next Generati ITA Runs=2 Total laps=11 Full laps=8 Valid laps=8				
1	2'49.368	24.360	31.760	26.774	29.171	
2	2'08.425 P	25.936	33.326	31.521	37.642	175.8
3	7'47.226	26.046	32.320	27.428	29.451	
4	1'50.559	25.335	30.906	26.105	28.213	176.7
5	1'47.091	24.569	29.437	25.199	27.886	176.7
6	1'44.855	23.959	28.379	25.048	27.469	178.5
7	1'42.424	23.648	28.148	24.067	26.561	176.4
8	1'40.010	23.263	27.458	23.171	26.118	179.7
9	1'38.597	22.990	26.838	23.064	25.705	181.8
10	1'37.603	22.860	26.513	22.654	25.576	181.5
11	1'36.551	22.322	26.156	22.811	25.262	187.5

7th	42	Julius FRELLSEN MCA Racing DEN Runs=1 Total laps=15 Full laps=14 Valid laps=14				
1	2'27.677	22.402	27.648	23.263	26.205	
2	1'41.489	23.236	27.715	23.746	26.792	188.4
3	1'40.626	23.314	26.992	23.942	26.378	183.0
4	1'40.425	22.869	27.171	23.717	26.668	187.8
5	1'39.854	22.956	27.145	23.554	26.199	181.2

Fastest Lap: Levin PHOMMARA Team Phommara SWI	1'35.108	22.236	25.752	22.066	25.054
--	-----------------	--------	--------	--------	--------

DORNA DATA PROCESSING TIMING SERVICE DORNA DATA PROCESSING TIMING SERVICE DORNA DATA PROCESSING TIMING SERVICE DORNA DATA PROCESSING TIMING SERVICE DORNA DATA PROCESSING TIMING SERVICE DORNA DATA PROCESSING TIMING SERVICE DORNA DATA PROCESSING TIMING SERVICE DORNA DATA PROCCESSS



Free Practice Nr. 1

NTC

Lap	Lap Time	T1	T2	T3	T4	Speed
6	1'39.347	22.624	27.072	23.541	26.110	183.0
7	1'38.727	22.766	26.708	23.324	25.929	181.5
8	1'37.951	22.671	26.561	23.066	25.653	182.4
9	1'37.781	22.535	26.504	22.991	25.751	182.1
10	1'37.719	22.373	26.486	23.075	25.785	183.3
11	1'37.733	22.626	26.259	23.035	25.813	180.9
12	1'37.582	22.522	26.516	23.013	25.531	181.5
13	1'37.168	22.551	26.314	22.714	25.589	183.9
14	1'36.664	22.347	26.094	22.714	25.509	183.6
15	1'37.361	22.247	26.314	23.070	25.730	184.3

8th		27	Antoine NATIVI		CTM 83 Junior Team		FRA
Runs=2	Total laps=12	Full laps=9	Valid laps=9				
1	2'17.750	21.791	27.408	23.925	26.307		
2	1'38.473	22.959	26.695	22.837	25.982	180.9	
3	1'44.691 P	22.613	26.489	23.739	31.850	184.9	
4	6'23.407	22.113	27.454	24.468	26.691		
5	1'40.003	23.062	27.091	23.559	26.291	180.9	
6	1'39.276	22.921	26.887	23.427	26.041	180.0	
7	1'38.661	22.996	26.647	23.139	25.879	180.6	
8	1'37.852	22.648	26.370	23.048	25.786	180.9	
9	1'37.755	22.711	26.457	22.967	25.620	182.1	
10	1'36.805	22.581	26.204	22.564	25.456	184.9	
11	1'37.824	22.685	26.536	22.724	25.879	190.4	
12	1'36.899	22.245	26.146	22.453	26.055	188.8	

9th		95	Maxime SCHMID		Team Schmid		SWI
Runs=2	Total laps=14	Full laps=11	Valid laps=11				
1	2'23.193	22.833	28.353	24.908	28.277		
2	1'44.175	23.967	28.547	24.317	27.344	183.0	
3	1'42.623	24.115	27.719	23.793	26.996	180.0	
4	1'40.891	23.381	27.570	23.432	26.508	187.8	
5	1'40.240	23.421	27.194	23.213	26.412	183.0	
6	1'39.763	23.321	26.949	23.313	26.180	183.0	
7	1'40.449	23.407	27.045	23.562	26.435	183.3	
8	1'40.777	23.074	27.086	23.771	26.846	185.2	
9	1'38.654	22.982	26.797	22.724	26.151	183.9	
10	1'38.560	23.316	26.602	22.735	25.907	186.5	
11	1'43.324 P	22.750	26.653	23.084	30.837	184.3	
12	2'47.800	21.913	27.232	23.121	25.775		
13	1'37.150	22.519	26.411	22.830	25.390	184.6	
14	1'36.849	22.490	26.290	22.547	25.522	183.6	

10th		29	Filip NOVOTNY		DG Corse		CZE
Runs=2	Total laps=9	Full laps=6	Valid laps=6				
1	2'14.033	21.156	27.161	23.365	26.534		
2	1'37.648	23.044	26.330	22.571	25.703	177.3	
3	1'43.189 P	22.561	26.339	23.031	31.258	183.3	
4	11'21.192	22.458	27.954	24.131	26.823		
5	1'40.137	23.315	27.204	23.198	26.420	177.3	
6	1'38.709	23.182	26.504	23.117	25.906	178.5	
7	1'37.157	22.799	26.293	22.548	25.517	181.8	
8	1'37.932	22.640	26.330	23.107	25.855	180.3	
9	1'38.207	22.842	26.563	22.848	25.954	180.0	

11th		5	Tom WILLEM KUIL		Beekman Racing		NED
Runs=1	Total laps=15	Full laps=14	Valid laps=14				
1	2'24.955	22.460	29.915	24.506	27.545		
2	1'46.493	24.684	29.541	24.372	27.896	181.8	
3	1'46.342	24.618	28.760	24.961	28.003	177.6	
4	1'44.293	23.866	28.588	24.380	27.459	180.6	
5	1'42.131	23.760	27.636	23.896	26.839	180.0	
6	1'43.795	23.576	28.828	24.319	27.072	180.9	
7	1'41.614	23.564	27.625	23.582	26.843	178.2	
8	1'40.817	23.487	27.516	23.469	26.345	178.5	
9	1'39.808	23.269	27.092	22.994	26.453	177.3	
10	1'39.875	23.131	27.236	23.142	26.366	179.1	
11	1'39.108	23.267	26.940	22.859	26.042	176.4	
12	1'39.041	23.085	26.881	23.238	25.837	178.2	
13	1'38.408	22.872	26.744	22.964	25.828	179.7	
14	1'37.767	22.807	26.568	22.592	25.800	179.4	
15	1'37.289	22.672	26.541	22.504	25.572	180.3	

12th		16	Kyano SCHOO		KS Racing		NED
Runs=2	Total laps=9	Full laps=6	Valid laps=6				
1	2'15.785	21.423	27.532	23.310	26.250		
2	1'38.609	23.070	27.088	22.697	25.754	180.9	
3	1'46.732 P	23.199	27.625	24.174	31.734	183.9	
4	11'14.955	22.414	28.058	24.115	26.888		
5	1'40.432	23.194	27.481	23.236	26.521	181.8	
6	1'39.498	23.162	27.031	23.297	26.008	186.2	
7	1'38.356	22.833	26.829	22.957	25.737	183.3	
8	1'37.921	22.720	26.662	22.829	25.710	185.8	
9	1'37.572	22.825	26.323	22.724	25.700	184.6	

13th		23	Lorenzo PONTILLO		Junior Black Knights		BEL
Runs=2	Total laps=14	Full laps=11	Valid laps=11				
1	2'18.257	22.652	28.065	24.024	26.859		
2	1'41.869	24.139	27.408	23.847	26.475	176.1	
3	1'47.211 P	23.808	27.644	23.610	32.149	174.7	
4	3'21.180	23.639	28.160	23.914	26.694		
5	1'41.126	23.881	27.477	23.648	26.120	173.0	
6	1'38.635	22.948	26.601	23.263	25.823	178.8	
7	1'37.977	22.997	26.465	22.770	25.745	178.5	
8	1'38.378	23.080	26.784	22.826	25.688	179.1	
9	1'37.751	22.903	26.143	22.941	25.764	177.0	
10	1'37.820	23.052	26.290	22.652	25.826	173.9	
11	1'37.646	23.011	26.223	22.687	25.725	173.9	
12	1'37.636	22.990	26.382	22.769	25.495	175.8	
13	1'37.576	22.824	26.413	22.594	25.745	177.9	
14	1'37.820	23.040	26.437	22.723	25.620	176.1	

14th		55	Anakin ZELENAK		JRP Academy Racing		GER
Runs=2	Total laps=14	Full laps=11	Valid laps=11				
1	2'22.088	22.751	28.207	24.517	27.312		
2	1'42.912	24.154	27.596	23.859	27.303	177.9	
3	1'43.342	24.344	28.216	23.663	27.119	178.2	
4	1'42.174	23.923	27.409	24.020	26.822	177.0	
5	1'40.742	23.502	27.177	23.437	26.626	180.0	
6	1'39.355	22.978	26.809	23.251	26.317	185.8	
7	1'40.547	23.460	27.119	23.552	26.416	178.8	

Fastest Lap:	Levin PHOMMARA	Team Phommara	SWI	1'35.108	22.236	25.752	22.066	25.054
---------------------	----------------	---------------	-----	----------	--------	--------	--------	--------

DORNA DATA PROCESSING TIMING SERVICE DORNA DATA PROCESSING TIMING SERVICE DORNA DATA PROCESSING TIMING SERVICE DORNA DATA PROCESSING TIMING SERVICE DORNA DATA PROCESSING TIMING SERVICE DORNA DATA PROCESSING TIMING SERVICE DORNA DATA PROCESSING TIMING SERVICE DORNA DATA PROCCESSS



Free Practice Nr. 1

NTC

Lap	Lap Time	T1	T2	T3	T4	Speed	Lap	Lap Time	T1	T2	T3	T4	Speed
8	1'39.842	22.984	27.158	23.574	26.126	181.8	14	1'38.792	22.775	26.597	23.414	26.006	176.7
9	1'39.408	23.184	27.172	22.969	26.083	179.7							
10	1'38.494	22.767	26.947	22.846	25.934	184.9							
11	1'42.152 P	22.916	26.829	22.930	29.477	177.6							
12	3'13.389	23.157	26.732	22.703	25.954								
13	1'38.426	22.923	26.830	23.004	25.669	180.0							
14	1'37.784	22.411	26.687	22.840	25.846	186.2							
15th	15	Julius COENEN		JRP Academy Racing		GER							
		Runs=1	Total laps=15	Full laps=14	Valid laps=14								
1	2'23.913	21.945	29.360	23.987	27.437								
2	1'43.656	23.887	28.086	24.327	27.356	181.5							
3	1'41.993	23.640	27.911	23.573	26.869	185.2							
4	1'41.439	23.561	27.767	23.363	26.748	181.5							
5	1'40.550	23.664	27.440	23.101	26.345	184.9							
6	1'39.560	23.248	27.111	23.081	26.120	189.8							
7	1'39.768	22.850	27.225	23.624	26.069	188.8							
8	1'40.150	23.150	27.227	23.513	26.260	181.8							
9	1'39.519	23.042	27.226	22.954	26.297	181.8							
10	1'38.537	23.101	26.940	22.754	25.742	179.7							
11	1'38.116	22.618	26.874	22.801	25.823	183.6							
12	1'38.574	22.743	27.026	22.906	25.899	181.2							
13	1'38.769	22.843	26.963	22.844	26.119	182.1							
14	1'38.214	22.643	26.953	22.887	25.731	183.9							
15	1'38.025	22.822	26.716	22.742	25.745	182.7							
19th	81	Daniel KRABACHE		Kini Bikeworld		AUT							
		Runs=2	Total laps=10	Full laps=7	Valid laps=7								
1	2'14.741	21.479	27.845	23.804	26.867								
2	1'39.937	23.561	26.827	23.339	26.210	183.3							
3	1'47.209 P	23.244	27.378	24.139	32.448	183.3							
4	9'26.860	24.755	28.341	24.238	27.272								
5	1'42.046	24.023	27.616	23.571	26.836	176.4							
6	1'40.715	23.434	27.174	23.404	26.703	178.2							
7	1'40.514	23.164	27.291	23.334	26.725	178.5							
8	1'38.953	23.051	27.010	22.989	25.903	181.2							
9	1'39.222	22.648	26.922	23.499	26.153	185.5							
10	1'39.356	22.488	26.914	23.144	26.810	184.6							
16th	41	Loris DEKKERS		Junior Black Knights		BEL							
		Runs=2	Total laps=12	Full laps=9	Valid laps=9								
1	2'14.342	21.154	28.161	24.119	27.066								
2	1'40.890	24.213	27.203	22.974	26.500	177.9							
3	1'47.217 P	24.165	27.850	23.630	31.572	176.1							
4	6'38.474	23.225	28.503	24.099	27.587								
5	1'41.443	24.149	27.229	23.377	26.688	173.0							
6	1'40.588	23.691	27.041	23.315	26.541	173.6							
7	1'39.800	23.604	26.715	23.268	26.213	173.3							
8	1'38.861	23.107	26.571	22.918	26.265	176.1							
9	1'38.570	23.099	26.364	22.911	26.196	177.0							
10	1'38.260	22.776	26.370	23.000	26.114	178.2							
11	1'38.381	22.782	26.418	22.851	26.330	177.9							
12	1'38.639	22.905	26.377	23.084	26.273	175.8							
20th	25	Kimi-Nikita GUNDE		KG Racing		SWI							
		Runs=2	Total laps=9	Full laps=6	Valid laps=6								
1	2'22.994	22.650	28.877	25.099	28.923								
2	1'48.835	24.883	30.364	24.913	28.675	177.0							
3	1'48.931	24.817	29.580	25.695	28.839	180.6							
4	1'51.479 P	24.683	29.270	25.167	32.359	173.6							
5	10'34.526	27.107	29.405	25.343	28.065								
6	1'43.531	24.118	28.053	24.386	26.974	176.1							
7	1'41.042	23.679	27.518	23.437	26.408	175.3							
8	1'40.838	23.214	27.668	23.571	26.385	183.0							
9	1'39.100	23.125	26.848	22.939	26.188	179.1							
21st	31	Delano GREVEN		DG Motorsport by Bro		NED							
		Runs=2	Total laps=13	Full laps=11	Valid laps=11								
1	2'24.661	P	22.486	28.341	24.610	30.456							
2	3'50.133		22.548	30.413	24.831	28.085							
3	1'46.782		24.869	29.293	24.463	28.157	172.8						
4	1'46.413		24.581	29.617	24.479	27.736	175.0						
5	1'45.159		24.714	28.827	24.151	27.467	174.7						
6	1'44.057		24.222	28.281	24.228	27.326	175.6						
7	1'44.095		24.261	28.362	24.237	27.235	175.0						
8	1'43.160		24.103	28.224	23.741	27.092	175.6						
9	1'41.764		23.676	27.693	23.452	26.943	175.3						
10	1'42.471		23.909	27.829	23.937	26.796	175.3						
11	1'42.133		23.990	28.064	23.613	26.466	176.7						
12	1'41.794		23.555	27.802	23.517	26.920	180.6						
13	1'39.589		23.266	27.078	22.949	26.296	185.5						

Fastest Lap: Levin PHOMMARA Team Phommara SWI **1'35.108** 22.236 25.752 22.066 25.054

DORNA DATA PROCESSING TIMING SERVICE DORNA DATA PROCESSING TIMING SERVICE DORNA DATA PROCESSING TIMING SERVICE DORNA DATA PROCESSING TIMING SERVICE DORNA DATA PROCESSING TIMING SERVICE DORNA DATA PROCESSING TIMING SERVICE DORNA DATA PROCESSING TIMING SERVICE DORNA DATA PROCESSING TIMING SERVICE DORNA DATA PROCESSING TIMING SERVICE DORNA DATA PROCESSES



Free Practice Nr. 1

NTC

Lap	Lap Time	T1	T2	T3	T4	Speed	Lap	Lap Time	T1	T2	T3	T4	Speed
22nd	32	Thomas GERVAIS PGE Racing BEL					3	1'48.700	24.640	29.662	26.127	28.271	181.2
		Runs=2	Total laps=14	Full laps=11	Valid laps=11		4	1'47.332	24.801	29.258	25.303	27.970	179.7
1	2'29.029	22.652	29.079	25.796	28.228		5	1'45.669	24.520	28.744	24.790	27.615	179.1
2	1'44.870	24.001	27.451	24.601	28.817	174.7	6	1'44.053	24.211	28.064	24.528	27.250	179.4
3	1'44.335	23.713	29.034	24.319	27.269	176.4	7	1'44.130	23.949	28.155	24.420	27.606	181.2
4	1'42.817	23.590	27.937	24.138	27.152	176.7	8	1'44.097	24.813	28.135	24.051	27.098	180.6
5	1'42.166	23.606	27.534	24.204	26.822	174.4	9	1'57.252 P	24.960	31.779	27.571	32.942	178.5
6	1'55.064 P	23.829	29.558	26.933	34.744	174.4	10	2'53.759	27.626	28.964	24.313	27.321	
7	2'54.118	30.173	28.124	24.524	26.857		11	1'44.234	24.105	28.458	24.299	27.372	178.5
8	1'40.482	23.402	26.953	23.759	26.368	179.1	12	1'45.356	24.132	28.339	24.485	28.400	179.7
9	1'41.619	23.618	27.424	23.904	26.673	177.0	13	1'50.532	24.733	32.510	25.231	28.058	175.8
10	1'41.692	23.918	27.421	23.723	26.630	172.5	14	1'43.757	23.898	28.088	24.586	27.185	177.6
11	1'41.324	23.507	27.331	24.089	26.397	174.7							
12	1'40.490	23.448	26.934	23.799	26.309	176.4							
13	1'40.730	23.352	27.296	23.679	26.403	174.7							
14	1'40.188	23.419	27.154	23.564	26.051	174.1							

23rd		Jan VERNER Austrian Junior Cup T CZE				
		Runs=3	Total laps=7	Full laps=2	Valid laps=2	
1	2'26.149	23.330	28.723	24.514	28.276	
2	1'54.673 P	25.114	28.345	25.352	35.862	179.7
3	13'48.188	24.062	30.398	25.907	28.878	
4	1'45.785	24.808	29.230	24.380	27.367	175.3
5	1'52.791 P	24.505	28.610	24.396	35.280	179.4
6	2'46.144	22.659	27.770	24.004	26.891	
7	1'41.117	23.416	27.493	23.415	26.793	177.3

24th		Niklas WANNENMA KTM Braumandl AUT				
		Runs=2	Total laps=5	Full laps=2	Valid laps=2	
1	2'23.935	22.788	29.249	24.868	29.228	
2	1'54.055 P	25.228	29.925	25.409	33.493	176.1
3	17'45.705	23.491	28.913	24.309	27.881	
4	1'43.783	24.408	28.051	24.131	27.193	176.7
5	1'42.387	23.961	27.724	23.711	26.991	177.3

25th		Luis RAMMERSTO Heating Factory Youn AUT				
		Runs=1	Total laps=14	Full laps=13	Valid laps=13	
1	2'23.722	23.661	29.136	24.286	27.878	
2	1'46.680	24.899	29.244	24.129	28.408	177.6
3	1'47.863	24.925	29.233	25.362	28.343	178.8
4	1'46.420	24.582	28.726	24.504	28.608	177.6
5	1'46.551	24.550	28.561	24.678	28.762	177.3
6	1'45.563	24.432	28.564	24.587	27.980	176.7
7	1'45.184	24.227	28.493	24.501	27.963	176.7
8	1'45.176	25.497	28.647	23.762	27.270	177.0
9	1'44.375	24.160	28.790	24.040	27.385	177.0
10	1'44.087	24.115	28.444	24.052	27.476	172.2
11	1'44.014	23.594	27.991	23.867	28.562	178.5
12	1'44.415	24.215	28.523	24.230	27.447	175.8
13	1'43.385	23.790	28.177	24.035	27.383	177.9
14	1'42.423	23.729	27.907	23.616	27.171	175.6

26th		Dennis KIESEWETT Austrian Junior Cup T AUT				
		Runs=2	Total laps=14	Full laps=11	Valid laps=11	
1	2'25.211	23.994	29.114	24.515	27.430	
2	1'47.023	24.254	28.952	25.105	28.712	184.9

Fastest Lap: Levin PHOMMARA	Team Phommara	SWI	1'35.108	22.236	25.752	22.066	25.054
------------------------------------	---------------	-----	-----------------	--------	--------	--------	--------

DORNA DATA PROCESSING TIMING SERVICE DORNA DATA PROCESSING TIMING SERVICE DORNA DATA PROCESSING TIMING SERVICE DORNA DATA PROCESSING TIMING SERVICE DORNA DATA PROCESSING TIMING SERVICE DORNA DATA PROCESSING TIMING SERVICE DORNA DATA PROCESSING TIMING SERVICE DORNA DATA PROCCEESSS

