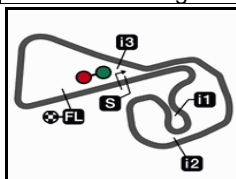


3671 m.

LIQUI MOLY MOTORRAD GRAND PRIX DEUTSCHLAND**Free Practice Nr. 2****Top Speed & Average**

Rider	Nation	Motorcycle	Top 5 speeds					Average	Top
48 Lenox PHOMMARA	SWI	KTM	181.8	178.8	173.9			178.2	181.8
25 Kimi-Nikita GUNDERMANN	SWI	KTM	179.7	177.3	175.0	174.7	172.5	175.8	179.7
53 Levin PHOMMARA	SWI	KTM	179.4	176.7	175.0			177.0	179.4
36 Jurrien VAN CRUGTEN	NED	KTM	178.5	178.2	177.3			178.0	178.5
46 Matteo MASILI	ITA	KTM	177.9	174.4	172.2	172.2	171.9	173.7	177.9
12 Martin VINCZE	HUN	KTM	176.7	176.1	172.2	171.9	171.1	173.6	176.7
15 Julius COENEN	GER	KTM	176.7	176.4	172.2	170.8		174.0	176.7
22 Alexander WEIZEL	GER	KTM	176.4	171.9	170.0	168.4	168.2	171.0	176.4
27 Antoine NATIVI	FRA	KTM	176.4	175.0	174.1	171.4	170.0	173.4	176.4
95 Maxime SCHMID	SWI	KTM	176.4	172.8	172.5	171.9	170.3	172.4	176.4
7 Rocco SESSLER	GER	KTM	176.1	174.4	173.3	169.2		173.3	176.1
16 Kyano SCHOO	NED	KTM	176.1	175.8	173.9	173.3		174.8	176.1
42 Julius FRELLSEN	DEN	KTM	176.1	175.8	175.0	173.3	173.3	174.7	176.1
29 Filip NOVOTNY	CZE	KTM	175.6	172.2	171.9			173.2	175.6
55 Anakin ZELENAK	GER	KTM	174.7	174.7	173.6	171.1	169.5	172.7	174.7
5 Tom WILLEM KUIL	NED	KTM	174.4	173.3	170.8	168.4	166.4	170.7	174.4
4 Niklas WANNENMACHER	AUT	KTM	174.1	173.9	172.8	172.2	171.1	172.8	174.1
81 Daniel KRABACHER	AUT	KTM	174.1	172.8	171.7	170.8		172.4	174.1
13 Luis RAMMERSTORFER	AUT	KTM	173.9	173.6	173.3	170.6	170.0	172.3	173.9
32 Thomas GERVAIS	BEL	KTM	173.9	171.9	170.0	169.2	167.4	170.0	173.9
94 Luca HAFENEGER	GER	KTM	173.9	173.3	173.0	170.3	170.0	172.1	173.9
23 Lorenzo PONTILLO	BEL	KTM	173.3	171.4	169.2	169.0	167.7	170.1	173.3
86 Dennis KIESEWETTER	AUT	KTM	172.8	170.8	170.0	169.5	169.0	170.4	172.8
41 Loris DEKKERS	BEL	KTM	170.8	169.2	169.0	166.9	165.8	168.3	170.8
31 Delano GREVEN	NED	KTM	170.6	170.3	170.0	168.7	167.1	169.3	170.6
65 Jan VERNER	CZE	KTM	154.2	152.1				153.2	154.2



3671 m.

LIQUI MOLY MOTORRAD GRAND PRIX DEUTSCHLAND

Free Practice Nr. 2

Best Partial Times

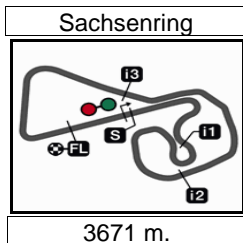
IT Ideal Lap Time, sum of the best partial times

BT Best Lap Time

T1		T2		T3		T4				IT	BT	
Pos	Rider	Time	Rider	Time	Rider	Time	Rider	Time	Pos	Rider	IT	BT
1	L.PHOMMARA	24.945	T.WILLEM KUIL	29.708	T.WILLEM KUIL	25.272	K.GUNDERMANN	28.216	1	K.GUNDERMA	1'48.992	1'48.992 (1)
2	K.GUNDERMAN	24.988	L.HAFENEGER	30.031	L.PHOMMARA	25.376	M.SCHMID	28.649	2	L.PHOMMARA	1'49.464	1'49.464 (2)
3	L.PHOMMARA	25.041	K.GUNDERMANN	30.157	K.GUNDERMANN	25.631	L.HAFENEGER	28.655	3	T.WILLEM KUI	1'49.661	1'50.255 (4)
4	L.HAFENEGER	25.229	L.PHOMMARA	30.276	J.VAN CRUGTEN	25.772	M.VINCZE	28.667	4	L.HAFENEGER	1'49.772	1'50.005 (3)
5	N.WANNENMAC	25.236	L.DEKKERS	30.623	L.HAFENEGER	25.857	N.WANNENMAC	28.708	5	L.PHOMMARA	1'50.591	1'50.591 (5)
6	L.DEKKERS	25.286	N.WANNENMAC	30.689	M.SCHMID	25.939	L.PHOMMARA	28.765	6	M.SCHMID	1'50.950	1'50.950 (6)
7	A.NATIVI	25.389	L.PONTILLO	30.746	R.SESSLER	26.061	L.PHOMMARA	28.771	7	L.PONTILLO	1'51.339	1'51.339 (7)
8	L.PONTILLO	25.551	L.PHOMMARA	30.764	L.PHOMMARA	26.117	J.VAN CRUGTEN	28.808	8	J.VAN CRUGT	1'51.444	1'51.444 (8)
9	M.SCHMID	25.564	T.GERVAIS	30.774	T.GERVAIS	26.146	R.SESSLER	28.824	9	T.GERVAIS	1'51.580	1'51.631 (9)
10	J.VAN CRUGTEN	25.589	M.SCHMID	30.798	M.VINCZE	26.154	L.PONTILLO	28.850	10	N.WANNENMA	1'51.785	1'51.863 (11)
11	T.GERVAIS	25.597	J.FRELLSEN	30.914	L.PONTILLO	26.192	T.WILLEM KUIL	28.941	11	M.VINCZE	1'51.799	1'51.799 (10)
12	F.NOVOTNY	25.620	R.SESSLER	31.196	L.RAMMERSTOR	26.585	T.GERVAIS	29.063	12	L.DEKKERS	1'51.837	1'52.106 (13)
13	A.WEIZEL	25.641	J.VAN CRUGTEN	31.275	F.NOVOTNY	26.589	A.NATIVI	29.198	13	R.SESSLER	1'51.938	1'51.938 (12)
14	J.FRELLSEN	25.665	M.VINCZE	31.310	A.NATIVI	26.632	J.FRELLSEN	29.269	14	A.NATIVI	1'52.575	1'52.771 (14)
15	M.VINCZE	25.668	A.WEIZEL	31.314	L.DEKKERS	26.654	L.DEKKERS	29.274	15	J.FRELLSEN	1'52.636	1'53.074 (16)
16	T.WILLEM KUIL	25.740	D.KRABACHER	31.348	J.FRELLSEN	26.788	F.NOVOTNY	29.321	16	F.NOVOTNY	1'53.040	1'53.040 (15)
17	R.SESSLER	25.857	A.NATIVI	31.356	A.WEIZEL	26.831	A.WEIZEL	29.509	17	A.WEIZEL	1'53.295	1'53.522 (17)
18	L.RAMMERSTOR	25.882	F.NOVOTNY	31.510	A.ZELENAK	26.862	A.ZELENAK	29.709	18	L.RAMMERST	1'54.524	1'55.249 (20)
19	M.MASILI	26.187	A.ZELENAK	31.803	D.KRABACHER	27.025	M.MASILI	29.875	19	D.KRABACHE	1'54.552	1'54.552 (18)
20	D.KRABACHER	26.197	M.MASILI	31.879	D.GREVEN	27.069	D.KRABACHER	29.982	20	A.ZELENAK	1'55.118	1'55.118 (19)
21	J.COENEN	26.450	L.RAMMERSTOR	31.982	N.WANNENMAC	27.152	L.RAMMERSTOR	30.075	21	M.MASILI	1'55.633	1'55.645 (21)
22	K.SCHOO	26.482	D.KIESEWETTER	32.074	J.COENEN	27.558	D.GREVEN	30.212	22	K.SCHOO	1'56.828	(-1)
23	D.KIESEWETTER	26.634	K.SCHOO	32.291	M.MASILI	27.692	D.KIESEWETTER	30.295	23	D.KIESEWETT	1'56.915	(-1)
24	A.ZELENAK	26.744	D.GREVEN	32.800	K.SCHOO	27.699	K.SCHOO	30.356	24	D.GREVEN	1'57.252	(-1)

These data/results cannot be reproduced, stored and/or transmitted in whole or in part by any manner of electronic, mechanical, photocopying, recording, broadcasting or otherwise now known or herein after developed without the previous express consent by the copyright owner, except for reproduction in daily press and regular printed publications on sale to the public within 60 days of the event related to those data/results and always provided that copyright symbol appears together as follows below.
© DORNA, 2023





Results and timing service provided by **TISSOT**

NTC

LIQUI MOLY MOTORRAD GRAND PRIX DEUTSCHLAND

Free Practice Nr. 2

Best Partial Times

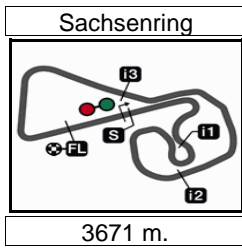
IT Ideal Lap Time, sum of the best partial times

BT Best Lap Time

		T1		T2		T3		T4					
<i>Pos</i>	<i>Rider</i>	<i>Time</i>	<i>Rider</i>	<i>Time</i>	<i>Rider</i>	<i>Time</i>	<i>Rider</i>	<i>Time</i>	<i>Pos</i>	<i>Rider</i>	<i>IT</i>	<i>BT</i>	
25	D.GREVEN	27.171	J.COENEN	32.972	D.KIESEWETTER	27.912	J.COENEN	30.395	25	J.COENEN	1'57.375		(-1)
26	J.VERNER	31.319	J.VERNER	38.135	J.VERNER	31.449	J.VERNER	35.301	26	J.VERNER	2'16.204		(-1)

These data/results cannot be reproduced, stored and/or transmitted in whole or in part by any manner of electronic, mechanical, photocopying, recording, broadcasting or otherwise now known or herein after developed without the previous express consent by the copyright owner, except for reproduction in daily press and regular printed publications on sale to the public within 60 days of the event related to those data/results and always provided that copyright symbol appears together as follows below.
© DORNA, 2023





LIQUI MOLY MOTORRAD GRAND PRIX DEUTSCHLAND

Free Practice Nr. 2

Chronological Analysis of Performances

* Lap / Sector time cancelled T1 Time from finish line to 1st intermed. T3 Time from 2nd intermed. to 3rd intermed.
 P Crossing the finish line in pit lane T2 Time from 1st intermed. to 2nd intermed. T4 Time from 3rd intermed. to finish line

Lap	Lap Time	T1	T2	T3	T4	Speed	Lap	Lap Time	T1	T2	T3	T4	Speed						
1st 25 Kimi-Nikita GUNDE KG Racing SWI Runs=1 Total laps=11 Full laps=10 Valid laps=10							5th 48 Lenox PHOMMAR Team Phommara SWI Runs=1 Total laps=4 Full laps=3 Valid laps=3												
1	7'11.870	25.840	34.541	28.945	31.494		1	19'50.645	25.680	33.668	27.966	31.431							
2	1'58.383	26.949	32.326	28.669	30.439	170.8	2	1'53.499	26.508	31.119	26.355	29.517	173.9						
3	1'55.803	26.524	32.306	27.055	29.918	169.8	3	1'55.040	26.088	32.798	26.297	29.857	178.8						
4	1'55.595	26.185	31.597	27.618	30.195	172.2	4	1'50.591	24.945	30.764	26.117	28.765	181.8						
5	1'54.029	26.415	31.338	26.953	29.323	171.4	6th 95 Maxime SCHMID Team Schmid SWI Runs=1 Total laps=11 Full laps=10 Valid laps=10												
6	1'53.041	25.987	31.069	26.778	29.207	171.1	1	7'16.674	27.491	35.842	30.503	32.593							
7	1'52.961	25.813	31.030	26.854	29.264	172.5	2	2'01.486	28.034	33.425	28.907	31.120	168.4						
8	1'51.602	25.377	30.414	27.062	28.749	175.0	3	2'00.299	27.458	32.742	28.008	32.091	168.7						
9	1'49.909	25.234	30.409	25.789	28.477	174.7	4	1'58.700	26.978	32.657	28.415	30.650	169.2						
10	1'48.992	24.988	30.157	25.631	28.216	177.3	5	1'58.195	26.899	32.629	28.186	30.481	170.3						
11	1'50.978	25.082	30.225	27.255	28.416	179.7	6	1'56.276	26.474	32.356	27.094	30.352	169.8						
2nd 53 Levin PHOMMARA Team Phommara SWI Runs=1 Total laps=4 Full laps=3 Valid laps=3							7th 23 Lorenzo PONTILLO Junior Black Knights BEL Runs=1 Total laps=11 Full laps=10 Valid laps=10												
1	19'49.462	25.587	34.005	27.977	31.031		1	7'07.263	27.535	34.945	29.055	32.269							
2	1'54.115	26.911	31.153	26.378	29.673	175.0	2	1'57.582	26.993	31.883	27.603	31.103	167.7						
3	1'57.070	26.026	34.460	27.076	29.508	176.7	3	1'58.290	27.021	32.099	28.167	31.003	166.6						
4	1'49.464	25.041	30.276	25.376	28.771	179.4	4	1'58.433	26.666	32.297	28.470	31.000	167.4						
3rd 94 Luca HAFENEGER Austrian Junior Cup T GER Runs=1 Total laps=11 Full laps=10 Valid laps=10							8th 36 Jurrien VAN CRUGT BB64 Academy NED Runs=1 Total laps=4 Full laps=3 Valid laps=3												
1	7'06.868	24.434	33.720	29.103	31.421		1	20'48.365	28.240	34.887	28.655	31.436							
2	1'55.345	26.844	31.475	27.068	29.958	166.1	2	1'56.424	26.818	32.949	26.916	29.741	177.3						
3	1'56.913	26.547	32.512	27.563	30.291	168.2	3	1'52.493	25.884	31.420	26.004	29.185	178.2						
4	1'57.053	27.194	32.356	27.521	29.982	168.4	4	1'51.444	25.589	31.275	25.772	28.808	178.5						
5	1'55.587	26.354	31.926	27.737	29.570	169.0	9th 32 Thomas GERVAIS PGE Racing BEL Runs=1 Total laps=9 Full laps=8 Valid laps=8												
6	1'53.544	26.522	31.036	26.694	29.292	168.4	1	7'08.103	28.074	34.432	29.655	32.200							
7	1'52.784	25.848	30.755	26.612	29.569	170.0	2	2'02.615	28.528	33.469	29.003	31.615	162.4						
8	1'51.693	25.756	30.373	26.553	29.011	170.3													
9	1'51.898	26.130	30.660	26.326	28.782	173.0													
10	1'50.005	25.462	30.031	25.857	28.655	173.3													
11	1'50.936	25.229	30.403	26.540	28.764	173.9													
4th 5 Tom WILLEM KUIL Beekman Racing NED Runs=2 Total laps=7 Full laps=4 Valid laps=4																			
1	6'51.942	24.802	33.223	28.781	32.529														
2	2'00.582	27.746	33.454	28.115	31.267	166.4													
3	2'06.893 P	27.758	33.767	28.912	36.456	168.4													
4	9'37.315	26.719	31.843	26.679	29.379														
5	1'51.952	26.274	30.560	26.149	28.969	173.3													
6	1'50.644	25.740	29.708	25.611	29.585	174.4													
7	1'50.255	25.998	30.044	25.272	28.941	170.8													

Fastest Lap:	Kimi-Nikita GUNDERMANN	KG Racing	SWI	1'48.992	24.988	30.157	25.631	28.216
---------------------	------------------------	-----------	-----	-----------------	--------	--------	--------	--------

DORNA DATA PROCESSING TIMING SERVICE DORNA DATA PROCESSING TIMING SERVICE DORNA DATA PROCESSING TIMING SERVICE DORNA DATA PROCESSING TIMING SERVICE DORNA DATA PROCESSING TIMING SERVICE DORNA DATA PROCESSING TIMING SERVICE DORNA DATA PROCESSES



Free Practice Nr. 2

NTC

Lap	Lap Time	T1	T2	T3	T4	Speed	Lap	Lap Time	T1	T2	T3	T4	Speed
3	2'02.135	27.623	32.758	29.335	32.419	167.1	1	7'24.862	26.655	36.039	30.896	31.894	
4	1'59.181	27.481	32.791	28.070	30.839	164.6	2	1'59.703	26.843	32.973	29.110	30.777	170.0
5	1'57.052	26.865	32.137	27.558	30.492	167.4	3	2'02.695 P	26.292	32.437	28.478	35.488	171.4
6	1'57.138	27.199	32.154	27.584	30.201	167.4	4	5'13.390	26.874	33.949	28.924	30.554	
7	1'54.989	26.413	31.790	27.211	29.575	169.2	5	1'57.289	26.336	32.372	27.638	30.943	167.9
8	1'53.440	26.261	31.361	26.710	29.108	170.0	6	1'56.410	27.363	31.895	27.596	29.556	161.9
9	1'51.631	25.648	30.774	26.146	29.063	171.9	7	1'52.771	25.398	31.436	26.632	29.305	176.4
unfinished		25.597				173.9	8	1'52.963	25.389	31.360	26.699	29.515	174.1
							9	1'53.030	25.774	31.356	26.702	29.198	175.0

10th 12 Martin VINCZE VM Racing Team HUN
Runs=2 Total laps=8 Full laps=5 Valid laps=5

1	9'00.398	33.816	36.719	31.488	31.868	
2	2'01.085	27.938	33.643	27.897	31.607	170.0
3	1'59.375	27.510	32.513	28.148	31.204	171.1
4	2'01.199 P	26.991	32.430	27.437	34.341	171.9
5	4'48.624	26.756	33.815	27.800	31.130	
6	1'54.150	26.823	31.619	26.696	29.012	172.2
7	1'53.283	25.980	31.478	26.608	29.217	176.7
8	1'51.799	25.668	31.310	26.154	28.667	176.1

11th 4 Niklas WANNENMA KTM Braumandl AUT
Runs=2 Total laps=10 Full laps=7 Valid laps=7

1	7'13.285	26.185	34.743	30.113	31.878	
2	2'04.622 P	27.202	32.553	29.218	35.649	166.1
3	3'19.891	25.374	33.168	28.711	30.786	
4	1'57.425	26.588	32.136	28.488	30.213	169.5
5	1'58.189	26.298	32.734	28.802	30.355	170.8
6	1'55.439	26.420	31.728	27.634	29.657	171.1
7	1'54.955	25.753	31.655	27.967	29.580	172.2
8	1'54.045	25.761	31.532	27.252	29.500	172.8
9	1'53.414	25.548	31.374	27.152	29.340	173.9
10	1'51.863	25.236	30.689	27.230	28.708	174.1

12th 7 Rocco SESSLER MCA Racing GER
Runs=2 Total laps=6 Full laps=3 Valid laps=3

1	8'35.990	26.085	34.041	27.923	31.455	
2	2'12.550 P	28.865	34.373	28.406	40.906	169.2
3	9'01.387	26.796	34.168	27.748	31.246	
4	1'53.914	26.873	31.275	26.285	29.481	174.4
5	1'53.850	26.241	31.533	26.959	29.117	176.1
6	1'51.938	25.857	31.196	26.061	28.824	173.3

13th 41 Loris DEKKERS Junior Black Knights BEL
Runs=1 Total laps=10 Full laps=9 Valid laps=9

1	7'33.175	24.334	33.729	30.234	32.249	
2	2'02.670	27.661	33.608	29.422	31.979	163.3
3	2'03.237	27.590	34.439	29.634	31.574	163.8
4	1'59.509	27.113	32.910	28.326	31.160	163.6
5	1'57.880	26.690	32.429	27.757	31.004	165.1
6	1'57.598	26.778	32.345	27.837	30.638	165.8
7	1'55.378	26.731	31.371	27.360	29.916	166.9
8	1'52.963	25.942	30.860	26.658	29.503	169.0
9	1'52.106	25.555	30.623	26.654	29.274	169.2
10	1'52.891	25.286	30.977	27.084	29.544	170.8

14th 27 Antoine NATIVI CTM 83 Junior Team FRA
Runs=2 Total laps=9 Full laps=6 Valid laps=6

--	--	--	--	--	--	--

15th 29 Filip NOVOTNY DG Corse CZE
Runs=1 Total laps=4 Full laps=3 Valid laps=3

1	19'54.387	26.813	35.845	29.651	31.395	
2	2'00.224	27.375	33.804	28.437	30.608	172.2
3	1'55.517	26.407	32.047	27.124	29.939	171.9
4	1'53.040	25.620	31.510	26.589	29.321	175.6

16th 42 Julius FRELLSEN MCA Racing DEN
Runs=1 Total laps=10 Full laps=9 Valid laps=9

1	8'23.919	26.117	35.483	30.189	31.947	
2	1'58.672	26.950	32.722	28.172	30.828	170.0
3	1'57.411	26.928	31.589	28.427	30.467	171.4
4	1'56.112	27.622	31.304	27.106	30.080	173.3
5	1'55.564	27.199	31.326	27.069	29.970	173.3
6	1'55.177	26.582	31.472	26.904	30.219	172.8
7	1'55.121	26.226	31.174	27.339	30.382	172.8
8	1'53.710	25.951	31.328	26.788	29.643	175.0
9	1'53.966	25.709	31.890	27.098	29.269	176.1
10	1'53.074	25.665	30.914	26.911	29.584	175.8

17th 22 Alexander WEIZEL Austrian Junior Cup T GER
Runs=1 Total laps=11 Full laps=10 Valid laps=10

1	7'09.713	26.654	34.437	28.923	32.596	
2	2'01.217	27.622	33.526	28.437	31.632	165.8
3	1'58.609	26.515	32.138	28.262	31.694	167.9
4	2'00.216	27.370	33.095	28.720	31.031	165.6
5	1'57.966	26.685	32.454	27.836	30.991	168.2
6	1'59.219	27.525	32.500	28.244	30.950	165.6
7	1'57.091	27.074	31.882	27.665	30.470	167.7
8	1'55.212	26.311	32.001	27.363	29.537	168.4
9	1'54.815	26.531	31.674	26.925	29.685	171.9
10	1'55.341	26.336	32.456	26.831	29.718	176.4
11	1'53.522	25.641	31.314	27.058	29.509	170.0

18th 81 Daniel KRABACHE Kini Bikeworld AUT
Runs=1 Total laps=5 Full laps=3 Valid laps=3

1	7'09.855	26.031	34.889	27.722	32.008	
2	2'01.369	27.088	33.793	28.829	31.659	170.8
3	1'56.808	26.665	32.092	28.034	30.017	174.1
4	1'54.552	26.197	31.348	27.025	29.982	171.7
5	2'00.832 P	26.616	32.026	27.469	34.721	172.8

19th 55 Anakin ZELENAK JRP Academy Racing GER
Runs=2 Total laps=9 Full laps=6 Valid laps=6

1	7'27.738	27.850	38.188	31.628	34.270	
2	2'06.857	28.551	35.437	30.299	32.570	168.4
3	2'11.555 P	28.519	35.101	30.407	37.528	169.0

Fastest Lap: Kimi-Nikita GUNDERMANN KG Racing SWI 1'48.992 24.988 30.157 25.631 28.216

DORNA DATA PROCESSING TIMING SERVICE DORNA DATA PROCESSING TIMING SERVICE DORNA DATA PROCESSING TIMING SERVICE DORNA DATA PROCESSING TIMING SERVICE DORNA DATA PROCESSING TIMING SERVICE DORNA DATA PROCESSING TIMING SERVICE DORNA DATA PROCESSING TIMING SERVICE DORNA DATA PROCESSING TIMING SERVICE DORNA DATA PROCESSING TIMING SERVICE DORNA DATA PROCESSES



Free Practice Nr. 2

NTC

Lap	Lap Time	T1	T2	T3	T4	Speed	Lap	Lap Time	T1	T2	T3	T4	Speed
4	4'11.201	29.237	35.440	30.093	32.267		2	3'40.262	25.704	35.866	29.374	33.241	
5	2'02.871	27.999	34.080	29.197	31.595	169.5	3	2'05.540	28.551	35.721	29.125	32.143	165.3
6	2'02.137	28.160	33.952	28.887	31.138	171.1	4	2'06.077	28.477	35.373	29.898	32.329	167.1
7	1'58.182	27.335	33.021	27.512	30.314	173.6	5	2'04.576	29.383	34.471	28.759	31.963	166.9
8	1'56.786	26.934	32.447	27.426	29.979	174.7	6	2'00.761	28.133	33.353	28.088	31.187	170.0
9	1'55.118	26.744	31.803	26.862	29.709	174.7	7	1'59.677	27.821	33.372	27.889	30.595	168.7
							8	1'57.861	27.199	32.800	27.219	30.643	170.3
							9	1'57.542	27.171	33.090	27.069	30.212	170.6

20th **13** **Luis RAMMERSTO** Heating Factory Youn AUT
Runs=1 Total laps=10 Full laps=9 Valid laps=9

1	7'28.745	27.196	38.941	32.331	35.658	
2	2'10.436	29.616	36.048	31.203	33.569	167.7
3	2'06.984	28.447	35.866	29.784	32.887	166.9
4	2'05.392	28.335	35.020	29.174	32.863	169.5
5	2'02.878	27.500	34.900	28.653	31.825	169.2
6	1'59.855	27.266	33.654	27.730	31.205	170.0
7	1'57.951	26.551	32.878	27.483	31.039	170.6
8	1'56.102	26.614	32.648	26.585	30.255	173.9
9	1'55.249	26.264	31.982	26.728	30.275	173.3
10	1'55.737	25.882	33.109	26.671	30.075	173.6

25th **15** **Julius COENEN** JRP Academy Racing GER
Runs=2 Total laps=6 Full laps=3 Valid laps=3

1	7'31.177	25.866	36.629	30.151	32.633	
2	2'05.314	28.024	35.478	29.855	31.957	170.8
3	2'10.301 P	27.964	34.324	30.229	37.784	172.2
4	11'06.920	28.086	33.150	28.181	30.395	
5	1'57.735	26.484	33.115	27.558	30.578	176.7
6	1'57.932	26.450	32.972	27.889	30.621	176.4

26th **65** **Jan VERNER** Austrian Junior Cup T CZE
Runs=1 Total laps=3 Full laps=1 Valid laps=1

1	8'32.099	31.343	41.881	34.732	36.667	
2	2'17.231	31.319	38.135	32.476	35.301	152.1
3	2'22.781 P	31.855	38.856	31.449	40.621	154.2

21st **46** **Matteo MASILI** Fairium Next Generati ITA
Runs=2 Total laps=10 Full laps=7 Valid laps=7

1	7'08.100	30.202	37.904	34.594	34.256	
2	2'06.076	28.316	34.232	31.293	32.235	165.8
3	2'04.278	27.476	34.370	30.217	32.215	167.9
4	2'01.768	27.448	33.554	29.465	31.301	168.4
5	2'01.436	26.806	33.555	29.697	31.378	172.2
6	1'59.524	26.664	32.949	28.785	31.126	172.2
7	2'01.735 P	26.346	32.822	28.864	33.703	171.9
8	2'18.376	25.240	33.146	28.828	30.654	
9	1'57.726	26.187	32.907	28.564	30.068	174.4
10	1'55.645	26.199	31.879	27.692	29.875	177.9

22nd **16** **Kyano SCHOO** KS Racing NED
Runs=2 Total laps=6 Full laps=2 Valid laps=2

1	7'58.556	27.865	35.288	30.015	31.251	
2	1'58.956	27.701	32.463	28.198	30.594	173.3
3	2'07.535 P	26.482	32.297	32.095	36.661	173.9
4	3'14.013	26.622	33.025	28.845	30.823	
5	1'56.862	26.516	32.291	27.699	30.356	175.8
6	2'02.217 P	27.013	32.393	27.937	34.874	176.1

23rd **86** **Dennis KIESEWETT** Austrian Junior Cup T AUT
Runs=2 Total laps=9 Full laps=6 Valid laps=6

1	8'18.126	30.812	36.531	31.044	32.607	
2	2'02.026	28.278	33.716	28.898	31.134	168.2
3	2'00.663	27.643	32.590	28.942	31.488	168.2
4	1'59.612	27.867	32.552	28.492	30.701	169.0
5	1'59.725	27.076	32.236	28.710	31.703	170.0
6	1'59.898	27.289	32.268	29.120	31.221	169.5
7	2'04.822 P	27.560	32.437	29.257	35.568	170.8
8	3'36.832	32.328	32.631	28.391	30.476	
9	1'56.915	26.634	32.074	27.912	30.295	172.8

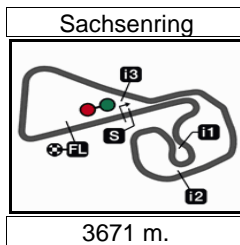
24th **31** **Delano GREVEN** DG Motorsport by Bro NED
Runs=2 Total laps=9 Full laps=7 Valid laps=7

1	7'15.641 P	26.184	35.357	30.712	34.676	
---	------------	--------	--------	--------	--------	--

Fastest Lap: Kimi-Nikita GUNDERMANN KG Racing SWI **1'48.992** 24.988 30.157 25.631 28.216

DORNA DATA PROCESSING TIMING SERVICE DORNA DATA PROCESSING TIMING SERVICE DORNA DATA PROCESSING TIMING SERVICE DORNA DATA PROCESSING TIMING SERVICE DORNA DATA PROCESSING TIMING SERVICE DORNA DATA PROCESSING TIMING SERVICE DORNA DATA PROCESSING TIMING SERVICE DORNA DATA PROCESSING TIMING SERVICE DORNA DATA PROCESSING TIMING SERVICE DORNA DATA PROCESSING TIMING SERVICE DORNA DATA PROCESSING TIMING SERVICE DORNA DATA PROCCESSS





LIQUI MOLY MOTORRAD GRAND PRIX DEUTSCHLAND

Free Practice Nr. 2

Combined Practice Times

3671 m.

Rider	Nation	Team	MOTORCYCLE	FP1	FP2	Gap
1 53 L.PHOMMARA	SWI	Team Phommara	KTM	1'35.108	12	1'49.464 4
2 36 J.VAN CRUGTEN	NED	BB64 Academy	KTM	1'35.273	12	1'51.444 4 0.165 0.165
3 48 L.PHOMMARA	SWI	Team Phommara	KTM	1'35.516	12	1'50.591 4 0.408 0.243
4 7 R.SESSLER	GER	MCA Racing	KTM	1'36.044	7	1'51.938 6 0.936 0.528
5 12 M.VINCZE	HUN	VM Racing Team	KTM	1'36.402	7	1'51.799 8 1.294 0.358
6 46 M.MASILI	ITA	Fairium Next Generation Riders	KTM	1'36.551	11	1'55.645 10 1.443 0.149
7 42 J.FRELLSEN	DEN	MCA Racing	KTM	1'36.664	14	1'53.074 10 1.556 0.113
8 27 A.NATIVI	FRA	CTM 83 Junior Team	KTM	1'36.805	10	1'52.771 7 1.697 0.141
9 95 M.SCHMID	SWI	Team Schmid	KTM	1'36.849	14	1'50.950 11 1.741 0.044
10 29 F.NOVOTNY	CZE	DG Corse	KTM	1'37.157	7	1'53.040 4 2.049 0.308
11 5 T.WILLEM KUIL	NED	Beekman Racing	KTM	1'37.289	15	1'50.255 7 2.181 0.132
12 16 K.SCHOO	NED	KS Racing	KTM	1'37.572	9	1'56.862 5 2.464 0.283
13 23 L.PONTILLO	BEL	Junior Black Knights	KTM	1'37.576	13	1'51.339 11 2.468 0.004
14 55 A.ZELENAK	GER	JRP Academy Racing Team	KTM	1'37.784	14	1'55.118 9 2.676 0.208
15 15 J.COENEN	GER	JRP Academy Racing Team	KTM	1'38.025	15	1'57.735 5 2.917 0.241
16 41 L.DEKKERS	BEL	Junior Black Knights	KTM	1'38.260	10	1'52.106 9 3.152 0.235
17 94 L.HAFENEGER	GER	Austrian Junior Cup Team	KTM	1'38.792	14	1'50.005 10 3.684 0.532
18 22 A.WEIZEL	GER	Austrian Junior Cup Team	KTM	1'38.832	10	1'53.522 11 3.724 0.040
19 81 D.KRABACHER	AUT	Kini Bikeworld	KTM	1'38.953	8	1'54.552 4 3.845 0.121
20 25 K.GUNDERMANN	SWI	KG Racing	KTM	1'39.100	9	1'48.992 10 3.992 0.147
21 31 D.GREVEN	NED	DG Motorsport by BrouwerMotors	KTM	1'39.589	13	1'57.542 9 4.481 0.489
22 32 T.GERVAIS	BEL	PGE Racing	KTM	1'40.188	14	1'51.631 9 5.080 0.599
23 65 J.VERNER	CZE	Austrian Junior Cup Team	KTM	1'41.117	7	2'17.231 2 6.009 0.929
4 N.WANNENMACH	AUT	KTM Braumandl	KTM	1'42.387	5	1'51.863 10 7.279 1.270
13 L.RAMMERSTOR	AUT	Heating Factory Youngsters	KTM	1'42.423	14	1'55.249 9 7.315 0.036
86 D.KIESEWETTER	AUT	Austrian Junior Cup Team	KTM	1'43.757	14	1'56.915 9 8.649 1.334

Pole Position Record:	2021	Jakub GURECKY	1'32.274	143.2 Km/h
------------------------------	------	----------------------	-----------------	------------

The results are provisional until the end of the limit for protest and appeals.

Time limit for protest expires 60' after publication of the results - Time:

DORNA DATA PROCESSING TIMING SERVICE DORNA DATA PROCESSING TIMING SERVICE DORNA DATA PROCESSING TIMING SERVICE DORNA DATA PROCESSING TIMING SERVICE DORNA DATA PROCESSING TIMING SERVICE DORNA DATA PROCESSING TIMING SERVICE DORNA DATA PROCESSING TIMING SERVICE DORNA DATA PROCESSING TIMING SERVICE DORNA DATA PROCESSING

