

Results and timing service provided by **TISSOT**

# LIQUI MOLY MOTORRAD GRAND PRIX DEUTSCHLAND

## Qualifying Practice

### Best Partial Times

**NTC**

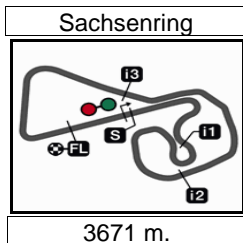
*IT* Ideal Lap Time, sum of the best partial times

*BT* Best Lap Time

T1		T2		T3		T4				IT		BT
Pos	Rider	Time	Rider	Time	Rider	Time	Rider	Time	Pos	Rider	IT	BT
1	L.PHOMMARA	23.089	L.PHOMMARA	27.667	L.PHOMMARA	22.781	M.VINCZE	26.541	1	L.PHOMMARA	1'40.107	1'40.107 (1)
2	A.NATIVI	23.424	J.VAN CRUGTEN	27.836	J.VAN CRUGTEN	22.936	L.PHOMMARA	26.570	2	J.VAN CRUGT	1'40.861	1'41.596 (3)
3	J.VAN CRUGTEN	23.441	M.VINCZE	27.880	L.RAMMERSTOR	23.399	J.VAN CRUGTEN	26.648	3	M.VINCZE	1'41.453	1'41.453 (2)
4	J.FRELLSEN	23.483	L.RAMMERSTOR	27.973	M.MASILI	23.421	T.WILLEM KUIL	26.855	4	A.NATIVI	1'41.991	1'42.158 (4)
5	M.MASILI	23.540	K.GUNDERMANN	27.986	M.VINCZE	23.434	A.NATIVI	26.900	5	L.RAMMERST	1'42.012	1'42.720 (8)
6	M.VINCZE	23.598	F.NOVOTNY	28.042	L.PHOMMARA	23.459	R.SESSLER	26.921	6	R.SESSLER	1'42.259	1'42.259 (5)
7	D.KRABACHER	23.609	L.DEKKERS	28.046	L.DEKKERS	23.481	L.PHOMMARA	26.987	7	K.GUNDERMA	1'42.298	1'42.757 (9)
8	K.GUNDERMAN	23.611	A.NATIVI	28.092	R.SESSLER	23.508	L.RAMMERSTOR	27.027	8	T.WILLEM KUI	1'42.340	1'42.692 (7)
9	L.RAMMERSTOR	23.613	T.WILLEM KUIL	28.115	F.NOVOTNY	23.539	J.FRELLSEN	27.037	9	L.PHOMMARA	1'42.486	1'42.515 (6)
10	N.WANNENMAC	23.615	J.FRELLSEN	28.148	K.GUNDERMAN	23.544	D.KRABACHER	27.068	10	J.FRELLSEN	1'42.650	1'42.915 (11)
11	R.SESSLER	23.619	R.SESSLER	28.211	T.WILLEM KUIL	23.558	N.WANNENMAC	27.089	11	F.NOVOTNY	1'42.776	1'42.776 (10)
12	M.SCHMID	23.625	M.SCHMID	28.305	A.NATIVI	23.575	M.SCHMID	27.132	12	L.DEKKERS	1'42.811	1'43.157 (16)
13	L.PHOMMARA	23.697	N.WANNENMAC	28.308	L.HAFENEGER	23.613	F.NOVOTNY	27.137	13	D.KRABACHE	1'42.890	1'43.058 (13)
14	T.WILLEM KUIL	23.812	A.ZELENAK	28.320	A.ZELENAK	23.713	L.HAFENEGER	27.149	14	M.MASILI	1'42.930	1'42.949 (12)
15	L.DEKKERS	23.850	L.PHOMMARA	28.343	J.COENEN	23.734	K.GUNDERMANN	27.157	15	M.SCHMID	1'42.933	1'43.071 (14)
16	K.SCHOO	23.852	A.WEIZEL	28.381	J.VERNER	23.736	A.WEIZEL	27.181	16	N.WANNENMA	1'42.978	1'43.105 (15)
17	A.ZELENAK	23.961	D.KRABACHER	28.407	D.KRABACHER	23.806	A.ZELENAK	27.198	17	A.ZELENAK	1'43.192	1'43.347 (17)
18	J.COENEN	23.970	L.HAFENEGER	28.413	K.SCHOO	23.840	J.COENEN	27.204	18	L.HAFENEGER	1'43.224	1'44.197 (20)
19	A.WEIZEL	24.044	M.MASILI	28.553	M.SCHMID	23.871	L.PONTILLO	27.228	19	J.COENEN	1'43.495	1'43.653 (18)
20	L.HAFENEGER	24.049	J.COENEN	28.587	N.WANNENMAC	23.966	K.SCHOO	27.238	20	K.SCHOO	1'43.533	1'44.332 (21)
21	F.NOVOTNY	24.058	K.SCHOO	28.603	J.FRELLSEN	23.982	M.MASILI	27.416	21	A.WEIZEL	1'43.788	1'44.082 (19)
22	L.PONTILLO	24.294	L.PONTILLO	28.761	L.PONTILLO	24.074	L.DEKKERS	27.434	22	L.PONTILLO	1'44.357	1'44.569 (22)
23	T.GERVAIS	24.780	T.GERVAIS	28.819	A.WEIZEL	24.182	J.VERNER	27.720	23	J.VERNER	1'45.828	1'45.919 (23)
24	J.VERNER	24.954	J.VERNER	29.418	T.GERVAIS	25.083	D.KIESEWETTER	28.121	24	T.GERVAIS	1'47.273	1'48.466 (24)

These data/results cannot be reproduced, stored and/or transmitted in whole or in part by any manner of electronic, mechanical, photocopying, recording, broadcasting or otherwise now known or herein after developed without the previous express consent by the copyright owner, except for reproduction in daily press and regular printed publications on sale to the public within 60 days of the event related to those data/results and always provided that copyright symbol appears together as follows below.  
© DORNA, 2023





Results and timing service provided by **TISSOT**

**LIQUI MOLY MOTORRAD GRAND PRIX DEUTSCHLAND**  
**Qualifying Practice**  
**Best Partial Times**

**NTC**

*IT* Ideal Lap Time, sum of the best partial times

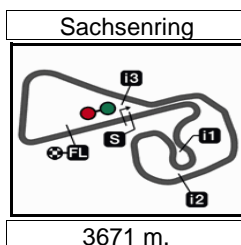
*BT* Best Lap Time

		<b>T1</b>		<b>T2</b>		<b>T3</b>		<b>T4</b>					
<i>Pos</i>	<i>Rider</i>	<i>Time</i>	<i>Rider</i>	<i>Time</i>	<i>Rider</i>	<i>Time</i>	<i>Rider</i>	<i>Time</i>	<i>Pos</i>	<i>Rider</i>	<i>IT</i>	<i>BT</i>	
25	D.KIESEWETTER	24.996	D.KIESEWETTER	29.910	D.KIESEWETTER	25.424	T.GERVAIS	28.591	25	D.KIESEWETT	1'48.451	1'48.572	(25)
26	D.GREVEN	26.492	D.GREVEN	32.237	D.GREVEN	26.567	D.GREVEN	29.953	-1	D.GREVEN			(-1)

These data/results cannot be reproduced, stored and/or transmitted in whole or in part by any manner of electronic, mechanical, photocopying, recording, broadcasting or otherwise now known or herein after developed without the previous express consent by the copyright owner, except for reproduction in daily press and regular printed publications on sale to the public within 60 days of the event related to those data/results and always provided that copyright symbol appears together as follows below.  
 © DORNA, 2023







Results and timing service provided by TISSOT

NTC

# LIQUI MOLY MOTORRAD GRAND PRIX DEUTSCHLAND

## Qualifying Practice

### Chronological Analysis of Performances

\* Lap / Sector time cancelled      T1 Time from finish line to 1st intermediate      T3 Time from 2nd intermed. to 3rd intermed.  
P Crossing the finish line in pit lane      T2 Time from 1st intermed. to 2nd intermed.      T4 Time from 3rd intermediate to finish line

Lap	Lap Time	T1	T2	T3	T4	Speed	Lap	Lap Time	T1	T2	T3	T4	Speed																																																																																																																																																																																													
<b>1st 48 Lenox PHOMMAR</b> Team Phommara SWI Runs=2 Total laps=13 Full laps=10 Valid laps=10							<b>4th 27 Antoine NATIVI</b> CTM 83 Junior Team FRA Runs=2 Total laps=9 Full laps=6 Valid laps=6																																																																																																																																																																																																			
1	2'09.914	24.394	31.472	25.748	27.884		1	2'14.389	24.818	33.067	27.107	29.761																																																																																																																																																																																														
2	<b>1'47.420</b>	24.363	30.147	24.902	28.008	185.2	2	<b>6'35.385</b> P	24.433	5'01.579	29.968	<b>39.405</b>	<b>184.3</b>																																																																																																																																																																																													
3	<b>1'46.024</b>	24.363	29.589	24.443	27.629	183.6	3	6'58.896	24.161	33.051	26.457	29.126																																																																																																																																																																																														
4	<b>1'45.328</b>	24.591	29.393	24.086	27.258	180.3	4	<b>1'48.042</b>	24.784	30.327	24.866	28.065	178.2																																																																																																																																																																																													
5	<b>1'44.646</b>	24.086	28.915	24.249	27.396	181.8	5	<b>1'44.936</b>	24.063	29.141	24.278	27.454	178.8																																																																																																																																																																																													
6	<b>1'44.370</b>	24.347	28.601	24.291	27.131	175.0	6	<b>1'44.307</b>	23.866	28.671	23.956	27.814	178.8																																																																																																																																																																																													
7	<b>1'44.976</b>	24.616	28.865	24.118	27.377	181.2	7	<b>1'42.586</b>	23.476	28.313	23.710	27.087	181.5																																																																																																																																																																																													
8	<b>1'50.718</b> P	<b>23.872</b>	<b>28.555</b>	<b>24.485</b>	<b>33.806</b>	<b>181.5</b>	8	<b>1'42.158</b>	23.507	28.112	23.639	<b>26.900</b>	179.4																																																																																																																																																																																													
9	3'55.009	25.073	28.857	23.970	31.031		9	<b>1'42.258</b>	<b>23.424</b>	<b>28.092</b>	<b>23.575</b>	27.167	179.7																																																																																																																																																																																													
10	<b>1'41.763</b>	23.644	28.211	23.188	26.720	181.5	<b>5th 7 Rocco SESSLER</b> MCA Racing GER Runs=1 Total laps=14 Full laps=13 Valid laps=13																																																																																																																																																																																																			
11	<b>1'45.974</b>	24.240	28.580	24.034	29.120	180.9	1	2'14.467	24.236	31.695	27.108	29.660																																																																																																																																																																																														
12	<b>1'40.107</b>	<b>23.089</b>	<b>27.667</b>	<b>22.781</b>	<b>26.570</b>	<b>189.4</b>	2	<b>1'52.458</b>	24.718	33.324	25.457	28.959	<b>184.9</b>																																																																																																																																																																																													
13	<b>1'42.386</b>	23.792	27.859	23.804	26.931	182.7	3	<b>1'49.044</b>	25.096	30.012	25.559	28.377	178.5																																																																																																																																																																																													
<b>2nd 12 Martin VINCZE</b> VM Racing Team HUN Runs=2 Total laps=12 Full laps=9 Valid laps=9																																																																																																																																																																																																										
1	2'08.876	24.165	31.487	26.125	28.349		4	<b>1'47.939</b>	24.900	29.982	25.198	27.859	178.5																																																																																																																																																																																													
2	<b>1'47.971</b>	24.743	29.931	25.436	27.861	177.9	5	<b>1'46.569</b>	24.659	29.550	24.686	27.674	179.1																																																																																																																																																																																													
3	<b>1'48.057</b>	25.868	29.857	24.762	27.570	182.1	6	<b>1'45.704</b>	24.304	29.420	24.610	27.370	179.4																																																																																																																																																																																													
4	<b>1'46.466</b>	24.511	29.949	24.596	27.410	184.3	7	<b>1'45.772</b>	24.171	29.715	24.359	27.527	179.1																																																																																																																																																																																													
5	<b>1'45.855</b>	24.795	29.163	24.241	27.656	183.6	8	<b>1'45.096</b>	24.072	29.155	24.528	27.341	183.6																																																																																																																																																																																													
6	<b>1'46.083</b>	24.532	29.368	24.611	27.572	184.3	9	<b>1'44.666</b>	24.068	29.020	24.233	27.345	179.7																																																																																																																																																																																													
7	<b>1'49.953</b> P	<b>24.559</b>	<b>29.272</b>	<b>24.781</b>	<b>31.341</b>	<b>186.5</b>	10	<b>1'44.614</b>	24.131	28.858	24.015	27.610	180.3																																																																																																																																																																																													
8	5'31.279	24.417	28.811	24.108	26.883		11	<b>1'46.409</b>	23.908	29.506	24.531	28.464	179.1																																																																																																																																																																																													
9	<b>1'42.601</b>	23.802	28.251	23.615	26.933	179.7	12	<b>1'43.155</b>	23.735	28.517	23.814	27.089	179.4																																																																																																																																																																																													
10	<b>1'48.784</b>	27.522	28.548	23.892	28.822	184.9	13	<b>1'42.980</b>	23.845	28.534	23.638	26.963	178.8																																																																																																																																																																																													
11	<b>1'41.453</b>	<b>23.598</b>	<b>27.880</b>	<b>23.434</b>	<b>26.541</b>	<b>181.2</b>	14	<b>1'42.259</b>	<b>23.619</b>	<b>28.211</b>	<b>23.508</b>	<b>26.921</b>	179.1																																																																																																																																																																																													
12	<b>1'42.322</b>	23.606	28.404	23.631	26.681	<b>189.8</b>	<b>3rd 36 Jurrien VAN CRUGT</b> BB64 Academy NED Runs=1 Total laps=14 Full laps=13 Valid laps=13							<b>6th 53 Levin PHOMMARA</b> Team Phommara SWI Runs=2 Total laps=12 Full laps=9 Valid laps=12							1	2'30.196	23.756	31.288	25.537	28.855		1	2'12.529	24.570	32.480	26.759	28.622		2	<b>1'48.682</b>	25.061	30.661	25.020	27.940	180.3	2	<b>1'48.543</b>	24.711	29.692	25.818	28.322	180.6	3	<b>1'47.498</b>	24.681	30.028	24.769	28.020	181.2	3	<b>1'48.772</b>	24.601	30.107	25.422	28.642	181.8	4	<b>1'46.899</b>	24.774	30.114	24.651	27.360	182.4	4	<b>1'47.052</b>	24.806	29.391	24.591	28.264	179.1	5	<b>1'46.417</b>	24.292	29.765	24.681	27.679	184.3	5	<b>1'46.830</b>	24.614	29.436	24.689	28.091	180.9	6	<b>1'44.838</b>	24.376	29.113	23.990	27.359	181.8	6	<b>1'46.453</b>	24.787	29.458	24.236	27.972	177.9	7	<b>1'43.770</b>	23.916	29.103	23.601	27.150	185.8	7	<b>1'45.469</b>	24.381	29.035	24.129	27.924	178.2	8	<b>1'45.487</b>	24.638	28.824	24.215	27.810	184.6	8	<b>1'45.461</b>	24.244	28.825	24.368	28.024	178.8	9	<b>1'50.641</b>	24.295	34.572	24.306	27.468	<b>189.8</b>	9	<b>1'45.159</b>	24.248	28.751	24.101	28.059	179.1	10	<b>1'43.078</b>	23.910	28.812	23.497	26.859	182.4	<b>unfinished</b> 24.165 29.846 25.279 177.0							11	<b>1'42.832</b>	23.671	28.496	23.460	27.205	182.1	10	<b>1'42.560</b>	22.063	29.235	23.841	27.421		12	<b>1'45.083</b>	23.629	29.932	23.961	27.561	183.6	11	<b>1'42.515</b>	23.726	<b>28.343</b>	<b>23.459</b>	<b>26.987</b>	<b>183.3</b>	13	<b>1'41.596</b>	23.451	<b>27.836</b>	<b>22.936</b>	27.373	182.7	12	<b>1'43.064</b>	<b>23.697</b>	28.597	23.766	27.004	181.5
<b>3rd 36 Jurrien VAN CRUGT</b> BB64 Academy NED Runs=1 Total laps=14 Full laps=13 Valid laps=13							<b>6th 53 Levin PHOMMARA</b> Team Phommara SWI Runs=2 Total laps=12 Full laps=9 Valid laps=12																																																																																																																																																																																																			
1	2'30.196	23.756	31.288	25.537	28.855		1	2'12.529	24.570	32.480	26.759	28.622																																																																																																																																																																																														
2	<b>1'48.682</b>	25.061	30.661	25.020	27.940	180.3	2	<b>1'48.543</b>	24.711	29.692	25.818	28.322	180.6																																																																																																																																																																																													
3	<b>1'47.498</b>	24.681	30.028	24.769	28.020	181.2	3	<b>1'48.772</b>	24.601	30.107	25.422	28.642	181.8																																																																																																																																																																																													
4	<b>1'46.899</b>	24.774	30.114	24.651	27.360	182.4	4	<b>1'47.052</b>	24.806	29.391	24.591	28.264	179.1																																																																																																																																																																																													
5	<b>1'46.417</b>	24.292	29.765	24.681	27.679	184.3	5	<b>1'46.830</b>	24.614	29.436	24.689	28.091	180.9																																																																																																																																																																																													
6	<b>1'44.838</b>	24.376	29.113	23.990	27.359	181.8	6	<b>1'46.453</b>	24.787	29.458	24.236	27.972	177.9																																																																																																																																																																																													
7	<b>1'43.770</b>	23.916	29.103	23.601	27.150	185.8	7	<b>1'45.469</b>	24.381	29.035	24.129	27.924	178.2																																																																																																																																																																																													
8	<b>1'45.487</b>	24.638	28.824	24.215	27.810	184.6	8	<b>1'45.461</b>	24.244	28.825	24.368	28.024	178.8																																																																																																																																																																																													
9	<b>1'50.641</b>	24.295	34.572	24.306	27.468	<b>189.8</b>	9	<b>1'45.159</b>	24.248	28.751	24.101	28.059	179.1																																																																																																																																																																																													
10	<b>1'43.078</b>	23.910	28.812	23.497	26.859	182.4	<b>unfinished</b> 24.165 29.846 25.279 177.0																																																																																																																																																																																																			
11	<b>1'42.832</b>	23.671	28.496	23.460	27.205	182.1	10	<b>1'42.560</b>	22.063	29.235	23.841	27.421																																																																																																																																																																																														
12	<b>1'45.083</b>	23.629	29.932	23.961	27.561	183.6	11	<b>1'42.515</b>	23.726	<b>28.343</b>	<b>23.459</b>	<b>26.987</b>	<b>183.3</b>																																																																																																																																																																																													
13	<b>1'41.596</b>	23.451	<b>27.836</b>	<b>22.936</b>	27.373	182.7	12	<b>1'43.064</b>	<b>23.697</b>	28.597	23.766	27.004	181.5																																																																																																																																																																																													

**Fastest Lap:** Lenox PHOMMARA Team Phommara SWI **1'40.107** 23.089 27.667 22.781 26.570

DORNA DATA PROCESSING TIMING SERVICE DORNA DATA PROCESSING TIMING SERVICE DORNA DATA PROCESSING TIMING SERVICE DORNA DATA PROCESSING TIMING SERVICE DORNA DATA PROCESSING TIMING SERVICE DORNA DATA PROCESSING TIMING SERVICE DORNA DATA PROCESSING TIMING SERVICE DORNA DATA PROCCESSS







# Qualifying Practice

NTC

Lap	Lap Time	T1	T2	T3	T4	Speed	Lap	Lap Time	T1	T2	T3	T4	Speed
9	<b>1'46.018</b>	24.004	29.652	24.542	27.820	177.0	14	<b>1'43.157</b>	23.850	28.046	23.481	27.780	175.3
10	<b>1'47.629</b>	23.971	28.867	24.467	30.324	176.7							
11	<b>1'46.625</b>	23.869	29.483	24.531	28.742	179.1							
12	<b>1'43.258</b>	23.609	28.448	23.974	27.227	183.6							
13	<b>1'43.811</b>	23.976	28.546	23.812	27.477	177.6							
14	<b>1'43.058</b>	23.777	28.407	23.806	27.068	178.2							
<b>14th</b>	<b>95</b>	<b>Maxime SCHMID</b>		Team Schmid	SWI		<b>17th</b>	<b>55</b>	<b>Anakin ZELENAK</b>		JRP Academy Racing	GER	
		Runs=1	Total laps=14	Full laps=13	Valid laps=13				Runs=1	Total laps=14	Full laps=13	Valid laps=13	
1	2'15.490	25.312	32.444	27.456	30.438		1	2'14.621	25.193	32.257	27.067	29.664	
2	<b>1'53.759</b>	25.920	31.764	26.721	29.354	177.6	2	<b>1'52.647</b>	25.319	32.720	25.768	28.840	187.5
3	<b>1'49.410</b>	25.747	31.029	24.794	27.840	177.3	3	<b>1'50.425</b>	25.230	30.688	25.666	28.841	181.2
4	<b>1'49.650</b>	25.110	30.072	25.763	28.705	181.2	4	<b>1'50.366</b>	25.562	30.386	25.636	28.782	177.6
5	<b>1'46.812</b>	24.657	29.567	24.758	27.830	178.5	5	<b>1'47.554</b>	25.618	29.263	24.703	27.970	177.3
6	<b>1'45.640</b>	24.373	29.166	24.696	27.405	177.6	6	<b>1'46.093</b>	24.700	28.974	24.566	27.853	181.8
7	<b>1'47.162</b>	24.556	29.075	25.358	28.173	181.5	7	<b>1'46.439</b>	24.763	29.397	24.489	27.790	180.9
8	<b>1'45.619</b>	24.121	29.083	24.598	27.817	183.9	8	<b>1'45.807</b>	24.496	28.828	24.330	28.153	185.8
9	<b>1'44.231</b>	23.877	28.503	24.304	27.547	183.3	9	<b>1'45.146</b>	24.292	28.877	24.385	27.592	184.6
10	<b>1'44.181</b>	24.168	28.305	24.359	27.349	181.2	10	<b>1'43.681</b>	24.019	28.457	23.841	27.364	183.0
11	<b>1'44.873</b>	24.616	28.460	24.248	27.549	177.0	11	<b>1'44.157</b>	24.297	28.701	23.805	27.354	184.3
12	<b>1'44.431</b>	23.859	28.760	24.317	27.495	182.7	12	<b>1'44.484</b>	24.054	28.560	24.160	27.710	181.2
13	<b>1'44.304</b>	24.426	28.834	23.871	27.173	184.9	13	<b>1'44.861</b>	24.359	29.486	23.818	27.198	187.1
14	<b>1'43.071</b>	23.625	28.439	23.875	27.132	179.1	14	<b>1'43.347</b>	23.961	28.320	23.713	27.353	181.5
<b>15th</b>	<b>4</b>	<b>Niklas WANNENMA</b>		KTM Braumandl	AUT		<b>18th</b>	<b>15</b>	<b>Julius COENEN</b>		JRP Academy Racing	GER	
		Runs=1	Total laps=14	Full laps=13	Valid laps=13				Runs=1	Total laps=14	Full laps=13	Valid laps=13	
1	2'10.215	25.177	32.219	26.325	28.917		1	2'15.904	24.344	32.247	26.510	29.663	
2	<b>1'49.848</b>	24.909	30.757	25.516	28.666	181.5	2	<b>1'53.932</b>	25.305	31.967	26.864	29.796	184.9
3	<b>1'48.496</b>	24.800	29.949	25.565	28.182	182.7	3	<b>1'51.273</b>	26.001	30.815	25.584	28.873	180.9
4	<b>1'48.118</b>	24.861	29.834	25.282	28.141	176.4	4	<b>1'49.796</b>	25.207	30.854	25.440	28.295	182.7
5	<b>1'48.595</b>	25.140	29.781	25.424	28.250	176.1	5	<b>1'47.221</b>	24.852	29.824	24.799	27.746	180.0
6	<b>1'47.875</b>	24.583	30.173	25.348	27.771	179.7	6	<b>1'46.186</b>	24.395	29.709	24.481	27.601	180.3
7	<b>1'48.008</b>	24.470	30.309	25.345	27.884	178.5	7	<b>1'45.295</b>	24.582	29.327	23.984	27.402	180.3
8	<b>1'46.701</b>	24.487	29.598	24.983	27.633	177.3	8	<b>1'45.125</b>	24.324	29.261	24.133	27.407	182.1
9	<b>1'45.258</b>	24.128	28.936	24.519	27.675	181.8	9	<b>1'44.129</b>	24.121	28.929	23.875	27.204	183.3
10	<b>1'44.604</b>	24.120	28.895	24.095	27.494	180.9	10	<b>1'43.653</b>	23.970	28.587	23.886	27.210	181.5
11	<b>1'45.381</b>	23.835	28.685	24.387	28.474	181.5	11	<b>1'44.803</b>	24.447	28.732	23.828	27.796	187.8
12	<b>1'43.561</b>	24.070	28.312	24.090	27.089	180.3	12	<b>1'45.386</b>	24.376	28.889	24.730	27.391	185.2
13	<b>1'43.105</b>	23.615	28.308	23.966	27.216	181.2	13	<b>1'44.573</b>	24.104	28.845	23.934	27.690	182.7
14	<b>1'43.523</b>	23.770	28.436	24.055	27.262	177.3	14	<b>1'45.438</b>	24.677	29.678	23.734	27.349	188.1
<b>16th</b>	<b>41</b>	<b>Loris DEKKERS</b>		Junior Black Knights	BEL		<b>19th</b>	<b>22</b>	<b>Alexander WEIZEL</b>		Austrian Junior Cup T	GER	
		Runs=1	Total laps=14	Full laps=13	Valid laps=13				Runs=1	Total laps=14	Full laps=13	Valid laps=13	
1	2'04.102	23.345	31.296	26.280	29.271		1	2'11.417	25.332	32.562	26.977	28.991	
2	<b>1'50.101</b>	25.765	30.339	25.529	28.468	169.2	2	<b>1'49.460</b>	25.184	30.180	25.585	28.511	174.4
3	<b>1'47.841</b>	25.251	29.676	24.708	28.206	169.5	3	<b>1'49.430</b>	25.188	30.075	25.688	28.479	175.6
4	<b>1'47.407</b>	24.925	29.512	24.734	28.236	171.9	4	<b>1'48.841</b>	25.243	30.188	25.294	28.116	178.2
5	<b>1'46.617</b>	24.770	29.297	24.494	28.056	173.0	5	<b>1'46.842</b>	24.429	29.535	25.074	27.804	174.7
6	<b>1'46.932</b>	25.146	29.376	24.515	27.895	171.7	6	<b>1'47.403</b>	24.264	29.873	25.339	27.927	177.6
7	<b>1'47.387</b>	25.112	29.315	24.631	28.329	179.1	7	<b>1'47.930</b>	24.550	30.102	25.514	27.764	176.1
8	<b>1'45.399</b>	24.566	28.951	24.209	27.673	175.3	8	<b>1'46.095</b>	24.117	29.265	24.915	27.798	177.3
9	<b>1'44.907</b>	24.181	28.665	24.506	27.555	176.1	9	<b>1'45.532</b>	24.383	28.974	24.567	27.608	174.4
10	<b>1'45.331</b>	24.328	28.811	24.359	27.833	176.4	10	<b>1'44.566</b>	24.141	28.784	24.259	27.382	175.0
11	<b>1'44.359</b>	24.243	28.493	24.109	27.514	176.4	11	<b>1'45.998</b>	24.426	28.726	24.457	28.389	174.1
12	<b>1'44.481</b>	23.897	28.643	24.184	27.757	175.6	12	<b>1'44.395</b>	24.464	28.568	24.182	27.181	177.9
13	<b>1'43.705</b>	24.011	28.538	23.722	27.434	175.3	13	<b>1'44.082</b>	24.044	28.381	24.186	27.471	173.9
							14	<b>1'45.256</b>	24.167	29.099	24.551	27.439	175.3
<b>20th</b>	<b>94</b>	<b>Luca HAFENEGER</b>		Austrian Junior Cup T	GER				Runs=2	Total laps=9	Full laps=6	Valid laps=6	
1	2'06.973	24.268	31.443	26.202	28.408								

**Fastest Lap:** Lenox PHOMMARA Team Phommara SWI **1'40.107** 23.089 27.667 22.781 26.570

DORNA DATA PROCESSING TIMING SERVICE DORNA DATA PROCESSING TIMING SERVICE DORNA DATA PROCESSING TIMING SERVICE DORNA DATA PROCESSING TIMING SERVICE DORNA DATA PROCESSING TIMING SERVICE DORNA DATA PROCESSING TIMING SERVICE DORNA DATA PROCESSING TIMING SERVICE DORNA DATA PROCCESSS



# Qualifying Practice

NTC

Lap	Lap Time	T1	T2	T3	T4	Speed	Lap	Lap Time	T1	T2	T3	T4	Speed
2	1'47.211	24.705	29.276	25.176	28.054	173.3	24th	32	Thomas GERVAIS	PGE Racing	BEL		
3	1'46.252	24.833	29.243	24.519	27.657	173.0	Runs=1 Total laps=10 Full laps=8 Valid laps=8						
4	1'47.154	25.096	29.335	24.929	27.794	171.1	1	6'20.600	27.212	33.782	26.554	29.673	
5	1'45.552	24.227	29.014	24.781	27.530	173.6	2	1'55.455	25.561	33.509	26.732	29.653	171.4
6	1'44.197	24.049	28.752	24.247	27.149	172.8	3	1'52.735	26.025	31.429	26.095	29.186	170.8
7	1'44.579	24.187	28.740	24.463	27.189	172.8	4	1'50.322	25.627	30.417	25.610	28.668	170.8
8	1'49.162 P	24.358	28.679	24.711	31.414	173.0	5	1'48.633	25.053	29.734	25.247	28.599	171.4
9	3'56.412	24.120	28.649	23.939	29.890		6	1'48.756	25.259	29.471	25.110	28.916	169.5
unfinished	24.940	28.413	23.613		166.4		7	1'51.801	25.666	30.943	25.916	29.276	166.4

**21st 16 Kyano SCHOO** KS Racing NED  
Runs=2 Total laps=14 Full laps=11 Valid laps=11

1	2'07.304	23.788	31.584	26.061	28.998	
2	1'49.335	25.196	30.744	25.398	27.997	181.5
3	1'47.916	24.590	30.296	25.005	28.025	181.8
4	1'46.364	24.415	29.695	24.799	27.455	182.4
5	1'45.794	24.107	29.381	24.775	27.531	181.8
6	1'46.362	24.744	29.421	24.694	27.503	184.9
7	1'46.295	24.325	29.432	24.767	27.771	184.9
8	1'46.076	24.604	29.392	24.471	27.609	181.5
9	1'44.921	24.116	28.947	24.560	27.298	183.9
10	1'45.045	23.939	29.076	24.451	27.579	182.1
11	1'44.696	24.358	28.919	24.118	27.301	180.3
12	1'44.332	23.852	28.913	24.172	27.395	181.8
13	1'46.789 P	24.188	28.639	23.840	30.122	181.2
14	2'40.694	20.732	28.603	23.897	27.238	

**22nd 23 Lorenzo PONTILLO** Junior Black Knights BEL  
Runs=2 Total laps=12 Full laps=9 Valid laps=9

1	2'05.968	24.345	31.248	25.727	28.806	
2	1'48.309	25.112	29.839	25.357	28.001	173.6
3	1'46.819	24.497	29.982	24.535	27.805	173.3
4	1'46.570	24.732	29.277	24.820	27.741	175.3
5	1'45.816	24.705	29.191	24.330	27.590	173.0
6	1'44.569	24.488	28.761	24.074	27.246	177.0
7	3'08.369 P	24.491	1'45.044	26.081	32.753	174.4
8	4'51.410	22.767	29.894	24.657	27.533	
9	1'45.885	24.483	29.341	24.557	27.504	171.9
10	1'45.208	24.294	29.059	24.375	27.480	172.8
11	1'45.182	24.619	28.896	24.186	27.481	172.2
12	1'45.105	24.416	29.206	24.255	27.228	171.1

**23rd 65 Jan VERNER** Austrian Junior Cup T CZE  
Runs=2 Total laps=12 Full laps=9 Valid laps=9

1	2'15.347	24.927	33.090	27.250	30.940	
2	1'56.692	26.565	33.596	26.631	29.900	180.0
3	1'54.342	26.189	32.198	26.156	29.799	177.9
4	1'53.907	26.179	32.204	26.090	29.434	180.0
5	1'53.986	26.365	32.094	25.936	29.591	176.1
6	1'53.707	26.293	31.916	25.884	29.614	176.4
7	1'57.153 P	26.432	31.364	25.642	33.715	176.4
8	4'28.614	23.870	31.214	24.852	28.821	
9	1'48.895	25.492	30.407	24.496	28.500	176.1
10	1'47.674	25.338	30.169	24.195	27.972	175.8
11	1'46.378	25.206	29.659	23.793	27.720	178.2
12	1'45.919	24.954	29.418	23.736	27.811	181.8

**25th 86 Dennis KIESEWETT** Austrian Junior Cup T AUT  
Runs=2 Total laps=13 Full laps=10 Valid laps=10

1	2'16.723	25.743	31.918	27.140	29.396	
2	1'55.551	25.927	33.500	26.777	29.347	179.7
3	1'53.143	26.343	31.383	26.312	29.105	181.5
4	1'51.467	25.383	30.843	26.322	28.919	177.0
5	1'51.431	25.406	30.761	26.231	29.033	176.4
6	1'50.759	25.428	30.275	26.178	28.878	176.4
7	1'52.150	25.367	30.893	26.730	29.160	176.1
8	1'50.680	25.312	30.200	26.164	29.004	176.1
9	1'59.753 P	26.215	32.019	27.465	34.054	175.6
10	3'04.760	27.400	31.574	26.719	30.170	
11	1'50.535	25.410	30.373	26.086	28.666	175.6
12	1'48.572	25.024	29.934	25.424	28.190	176.1
13	1'48.710	24.996	29.910	25.683	28.121	175.8

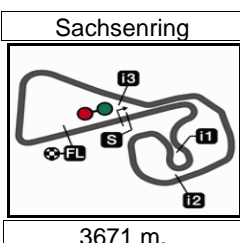
**26th 31 Delano GREVEN** DG Motorsport by Bro NED  
Runs=1 Total laps=1 Full laps=0 Valid laps=0

1	2'15.779	25.933	32.237	26.567	29.953	
unfinished	26.492	33.667			174.1	

**Fastest Lap:** Lenoxx PHOMMARA Team Phommara SWI **1'40.107** 23.089 27.667 22.781 26.570

DORNA DATA PROCESSING TIMING SERVICE DORNA DATA PROCESSING TIMING SERVICE DORNA DATA PROCESSING TIMING SERVICE DORNA DATA PROCESSING TIMING SERVICE DORNA DATA PROCESSING TIMING SERVICE DORNA DATA PROCESSING TIMING SERVICE DORNA DATA PROCESSING TIMING SERVICE DORNA DATA PROCESSES





3671 m.

# LIQUI MOLY MOTORRAD GRAND PRIX DEUTSCHLAND

## Official Starting Grid

Race : 16 laps = 58.736 km



1	1 1'40.107 48 Lenox PHOMMARA KTM	2 1'41.453 12 Martin VINCZE KTM	3 1'41.596 36 Jurrien VAN CRUGTEN KTM
2	4 1'42.158 27 Antoine NATIVI KTM	5 1'42.259 7 Rocco SESSLER KTM	6 1'42.515 53 Levin PHOMMARA KTM
3	7 1'42.692 5 Tom WILLEM KUIL KTM	8 1'42.720 13 Luis RAMMERSTORFER KTM	9 1'42.757 25 Kimi-Nikita GUNDERMANN KTM
4	10 1'42.776 29 Filip NOVOTNY KTM	11 1'42.915 42 Julius FRELLSEN KTM	12 1'42.949 46 Matteo MASILI KTM
5	13 1'43.058 81 Daniel KRABACHER KTM	14 1'43.071 95 Maxime SCHMID KTM	15 1'43.105 4 Niklas WANNENMACHER KTM
6	16 1'43.157 41 Loris DEKKERS KTM	17 1'43.347 55 Anakin ZELENAK KTM	18 1'43.653 15 Julius COENEN KTM
7	19 1'44.082 22 Alexander WEIZEL KTM	20 1'44.197 94 Luca HAFENEGER KTM	21 1'44.332 16 Kyano SCHOO KTM
8	22 1'44.569 23 Lorenzo PONTILLO KTM	23 1'45.919 65 Jan VERNER KTM	24 1'48.466 32 Thomas GERVAIS KTM


The results are provisional until the end of the limit for protest and appeals and until the ratification of the Event Management Committee.

Time limit for protest expires 60' at the latest after publication of the results - ..... Time: .....


DORNA DATA PROCESSING TIMING SERVICE DORNA DATA PROCESSING TIMING SERVICE DORNA DATA PROCESSING TIMING SERVICE DORNA DATA PROCESSING TIMING SERVICE DORNA DATA PROCESSING TIMING SERVICE DORNA DATA PROCESSING TIMING SERVICE DORNA DATA PROCESSING TIMING SERVICE DORNA DATA PROCCESSS



Sachsenring



3671 m.

Results and timing service provided by  **TISSOT**

**NTC**

# LIQUI MOLY MOTORRAD GRAND PRIX DEUTSCHLAND

## Official Starting Grid

Race : 16 laps = 58.736 km

---

---

9

**25**  
1'48.572  
**86 Dennis KIESEWETTER**  
KTM

**26**

**31 Delano GREVEN**  
KTM

The results are provisional until the end of the limit for protest and appeals and until the ratification of the Event Management Committee.

Time limit for protest expires 60' at the latest after publication of the results - ..... Time: .....

DORNA DATA PROCESSING TIMING SERVICE DORNA DATA PROCESSING TIMING SERVICE DORNA DATA PROCESSING TIMING SERVICE DORNA DATA PROCESSING TIMING SERVICE DORNA DATA PROCESSING TIMING SERVICE DORNA DATA PROCESSING TIMING SERVICE DORNA DATA PROCCESSS

