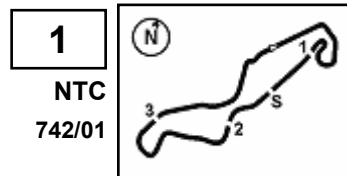




NORTHERN TALENT CUP

Pirelli Dutch Round, 21-23 April 2023

Biographical Entry List



TT Circuit Assen 4.542 m

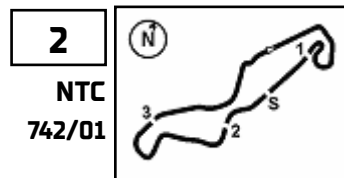
No.	Rider	Team	Bike	Class
1	4 WANNENMACHER Niklas (AUT)	KTM Braumandl	KTM	
2	5 WILLEM KUIL Tom (NED)	Beekman Racing	KTM	
3	7 CASPAR SESSLER Rocco (GER)	MCA Racing	KTM	
4	12 VINCZE Martin (HUN)	VM Racing Team	KTM	
5	13 RAMMERSTORFER Luis (AUT)	Heating Factory Youngsters	KTM	
6	16 SCHOO Kyano (NED)	KS Racing	KTM	
7	23 PONTILLO Lorenzo (BEL)	Junior Black Knights	KTM	
8	25 GUNDERMANN Kimi-Nikita (SUI)	KG Racing	KTM	
9	27 NATIVI Antoine (FRA)	CTM 83 Junior Team	KTM	
10	29 NOVOTNY Filip (CZE)	DG Corse	KTM	
11	36 VAN CRUGTEN Jurrien (NED)	BB64 Academy	KTM	
12	41 DEKKERS Loris (BEL)	Junior Black Knights	KTM	
13	42 FRELLSEN Julius (DEN)	MCA Racing	KTM	
14	46 MASILI Matteo (ITA)	Fairium Next Generation Reders Tea	KTM	
15	48 PHOMMARA Lenox (SUI)	Team Phommara	KTM	
16	53 PHOMMARA Levin (SUI)	Team Phommara	KTM	
17	55 ZELENAK Anakin (GER)	JRP Academy Racing Team	KTM	
18	57 HOLZER Kilian (AUT)	HK Racing	KTM	
19	81 KRABACHER Daniel (AUT)	Kini Bikeworld	KTM	
20	95 SCHMID Maxime (SUI)	Team Schmid	KTM	

21/04/2023

FICR PERUGIA TIMING



DORNA



No.	Rider	Nat	Team	Bike	Time	Gap	Rel.	Laps	Speed	
									Avg	Max
1	48 L. PHOMMARA	SUI	Team Phommara	KTM	1'52.053			14	145,924	189,8
2	7 R. CASPAR SESSLER	GER	MCA Racing	KTM	1'52.159	0.106	0.106	14	145,786	190,5
3	36 J. VAN CRUGTEN	NED	BB64 Academy	KTM	1'52.224	0.171	0.065	15	145,701	191,2
4	46 M. MASILI	ITA	Fairium Next Generation Reders Team	KTM	1'52.869	0.816	0.645	13	144,869	189,8
5	42 J. FRELLSEN	DEN	MCA Racing	KTM	1'53.170	1.117	0.301	13	144,484	192,2
6	12 M. VINCZE	HUN	VM Racing Team	KTM	1'53.247	1.194	0.077	15	144,385	192,2
7	29 F. NOVOTNY	CZE	DG Corse	KTM	1'53.487	1.434	0.240	14	144,080	190,5
8	57 K. HOLZER	AUT	HK Racing	KTM	1'53.643	1.590	0.156	13	143,882	
9	27 A. NATIVI	FRA	CTM 83 Junior Team	KTM	1'53.864	1.811	0.221	14	143,603	195,7
10	16 K. SCHOO	NED	KS Racing	KTM	1'53.865	1.812	0.001	15	143,602	195,3
11	53 L. PHOMMARA	SUI	Team Phommara	KTM	1'55.143	3.090	1.278	14	142,008	
12	25 K. GUNDERMANN	SUI	KG Racing	KTM	1'55.656	3.603	0.513	14	141,378	195,3
13	13 L. RAMMERSTORFER	AUT	Heating Factory Youngsters	KTM	1'55.825	3.772	0.169	15	141,172	186,5
14	55 A. ZELENAK	GER	JRP Academy Racing Team	KTM	1'56.439	4.386	0.614	15	140,427	186,2
15	81 D. KRABACHER	AUT	Kini Bikeworld	KTM	1'57.156	5.103	0.717	14	139,568	190,1
16	41 L. DEKKERS	BEL	Junior Black Knights	KTM	1'57.543	5.490	0.387	10	139,108	184,9
17	4 N. WANNENMACHER	AUT	KTM Braumandl	KTM	1'57.888	5.835	0.345	14	138,701	189,1
18	95 M. SCHMID	SUI	Team Schmid	KTM	1'58.758	6.705	0.870	13	137,685	178,2
----- Out 107% in this Session -----										
19	23 L. PONTILLO	BEL	Junior Black Knights	KTM	2'00.096	8.043	1.338	13	136,151	183,1
20	5 T. WILLEM KUIL	NED	Beekman Racing	KTM				0		184,3

Qualifying Lap Time (107% of 1'52.053): 1'59.897

AIR	Humidity:	77%	Temp:	10°C
TRACK	Condition:	Dry	Temp:	10°C

21/04/2023 Start 09:00

End 09:34

The results are provisional until the end of the time limit for protests and appeals and the completion of the technical checks.



Session Highlights

Local Time	No. Rider	Description
09.00.00		Start
09.02.00	5 T. WILLEM KUIL	Crashed - Turn 17
09.06.08	57 K. HOLZER	Check Transponder
09.17.23	57 K. HOLZER	Lap Cancelled [1'56.867] - Yellow Flag - Turn 17
09.17.36	48 L. PHOMMARA	Lap Cancelled [1'58.160] - Yellow Flag - Turn 17
09.17.40	16 K. SCHOO	Lap Cancelled [1'58.830] - Yellow Flag - Turn 17
09.17.48	12 M. VINCZE	Lap Cancelled [1'57.349] - Yellow Flag - Turn 17
09.17.50	23 L. PONTILLO	Lap Cancelled [1'57.349] - Yellow Flag - Turn 17
09.17.55	81 D. KRABACHER	Lap Cancelled [1'57.349] - Yellow Flag - Turn 17
09.18.03	29 F. NOVOTNY	Lap Cancelled [1'59.177] - Yellow Flag - Turn 17
09.18.08	55 A. ZELENAK	Lap Cancelled [2'00.058] - Yellow Flag - Turn 17
09.18.10	4 N. WANNENMACHER	Lap Cancelled [2'02.219] - Yellow Flag - Turn 17
09.18.15	41 L. DEKKERS	Lap Cancelled [1'59.007] - Yellow Flag - Turn 17
09.18.20	27 A. NATIVI	Lap Cancelled [1'59.446] - Yellow Flag - Turn 17
09.18.25	7 R. CASPAR SESSLER	Lap Cancelled [1'57.995] - Yellow Flag - Turn 17
09.18.48	95 M. SCHMID	Lap Cancelled [1'57.995] - Yellow Flag - Turn 17
09.18.53	46 M. MASILI	Lap Cancelled [2'01.130] - Yellow Flag - Turn 17
09.19.06	53 L. PHOMMARA	Check Transponder
09.32.45	55 A. ZELENAK	Lap Cancelled [1'57.535] - Yellow Flag - Turn 5
09.32.48	13 L. RAMMERSTORFER	Lap Cancelled [1'58.111] - Yellow Flag - Turn 5
09.32.53	12 M. VINCZE	Lap Cancelled [1'53.536] - Yellow Flag - Turn 5
09.32.58	4 N. WANNENMACHER	Lap Cancelled [1'58.995] - Yellow Flag - Turn 5
09.34.05		End Of Session

Fastest Laps Sequence

No.	Rider	Nat	Team	Bike	Local Time	Time	Gap	Avg
36	J. VAN CRUGTEN	NED	BB64 Academy	KTM	09:03'55.096	1'54.054		143,364
36	J. VAN CRUGTEN	NED	BB64 Academy	KTM	09:05'49.114	1'54.018	-0.036	143,409
36	J. VAN CRUGTEN	NED	BB64 Academy	KTM	09:07'42.081	1'52.967	-1.051	144,743
48	L. PHOMMARA	SUI	Team Phommara	KTM	09:15'32.626	1'52.525	-0.442	145,312
48	L. PHOMMARA	SUI	Team Phommara	KTM	09:26'53.438	1'52.354	-0.171	145,533
7	R. CASPAR SESSLER	GER	MCA Racing	KTM	09:28'35.163	1'52.310	-0.044	145,590
48	L. PHOMMARA	SUI	Team Phommara	KTM	09:28'45.624	1'52.186	-0.124	145,751
7	R. CASPAR SESSLER	GER	MCA Racing	KTM	09:30'27.322	1'52.159	-0.027	145,786
48	L. PHOMMARA	SUI	Team Phommara	KTM	09:30'37.677	1'52.053	-0.106	145,924

BEST LAP			
1	48	PHOMMARA Lenox	KTM 1'52.053
2	7	CASPAR SESSLER Rocco	KTM 1'52.159
3	36	VAN CRUGTEN Jurrien	KTM 1'52.224
4	46	MASILI Matteo	KTM 1'52.869
5	42	FRELLSEN Julius	KTM 1'53.170
6	12	VINCZE Martin	KTM 1'53.247
7	29	NOVOTNY Filip	KTM 1'53.487
8	57	HOLZER Kilian	KTM 1'53.643
9	27	NATIVI Antoine	KTM 1'53.864
10	16	SCHOO Kyano	KTM 1'53.865
11	53	PHOMMARA Levin	KTM 1'55.143
12	25	GUNDERMANN Kimi-Nikita	KTM 1'55.656
13	13	RAMMERSTORFER Luis	KTM 1'55.825
14	55	ZELENAK Anakin	KTM 1'56.439
15	81	KRABACHER Daniel	KTM 1'57.156
16	41	DEKKERS Loris	KTM 1'57.543
17	4	WANNENMACHER Niklas	KTM 1'57.888
18	95	SCHMID Maxime	KTM 1'58.758
19	23	PONTILLO Lorenzo	KTM 2'00.096
20	5	WILLEM KUIJL Tom	KTM

SPEED			
1	27	NATIVI Antoine	KTM 195,7
2	16	SCHOO Kyano	KTM 195,3
3	25	GUNDERMANN Kimi-Nikita	KTM 195,3
4	12	VINCZE Martin	KTM 192,2
5	42	FRELLSEN Julius	KTM 192,2
6	36	VAN CRUGTEN Jurrien	KTM 191,2
7	29	NOVOTNY Filip	KTM 190,5
8	7	CASPAR SESSLER Rocco	KTM 190,5
9	81	KRABACHER Daniel	KTM 190,1
10	48	PHOMMARA Lenox	KTM 189,8
11	46	MASILI Matteo	KTM 189,8
12	4	WANNENMACHER Niklas	KTM 189,1
13	13	RAMMERSTORFER Luis	KTM 186,5
14	55	ZELENAK Anakin	KTM 186,2
15	41	DEKKERS Loris	KTM 184,9
16	5	WILLEM KUIJL Tom	KTM 184,3
17	23	PONTILLO Lorenzo	KTM 183,1
18	95	SCHMID Maxime	KTM 178,2

SEG. 1		
1	7	CASPAR SESSLER Rocco 36.035
2	48	PHOMMARA Lenox 36.066
3	36	VAN CRUGTEN Jurrien 36.267
4	42	FRELLSEN Julius 36.305
5	12	VINCZE Martin 36.409
6	46	MASILI Matteo 36.429
7	29	NOVOTNY Filip 36.548
8	16	SCHOO Kyano 36.552
9	27	NATIVI Antoine 36.784
10	25	GUNDERMANN Kimi-Nikit 37.232
11	41	DEKKERS Loris 37.427
12	13	RAMMERSTORFER Luis 37.469
13	55	ZELENAK Anakin 37.588
14	95	SCHMID Maxime 37.680
15	81	KRABACHER Daniel 37.935
16	4	WANNENMACHER Niklas 38.007
17	23	PONTILLO Lorenzo 38.539

SEG. 2		
1	48	PHOMMARA Lenox 18.059
2	36	VAN CRUGTEN Jurrien 18.164
3	7	CASPAR SESSLER Rocco 18.188
4	27	NATIVI Antoine 18.188
5	12	VINCZE Martin 18.219
6	29	NOVOTNY Filip 18.313
7	46	MASILI Matteo 18.320
8	16	SCHOO Kyano 18.321
9	42	FRELLSEN Julius 18.346
10	25	GUNDERMANN Kimi-Nikit 18.564
11	13	RAMMERSTORFER Luis 18.638
12	4	WANNENMACHER Niklas 18.654
13	55	ZELENAK Anakin 18.720
14	81	KRABACHER Daniel 18.726
15	41	DEKKERS Loris 18.953
16	23	PONTILLO Lorenzo 19.143
17	95	SCHMID Maxime 19.370
18	5	WILLEM KUIJL Tom 19.452

SEG. 3		
1	48	PHOMMARA Lenox 30.784
2	36	VAN CRUGTEN Jurrien 30.929
3	7	CASPAR SESSLER Rocco 31.029
4	46	MASILI Matteo 31.261
5	12	VINCZE Martin 31.268
6	42	FRELLSEN Julius 31.307
7	29	NOVOTNY Filip 31.455
8	27	NATIVI Antoine 31.466
9	16	SCHOO Kyano 31.611
10	13	RAMMERSTORFER Luis 31.938
11	55	ZELENAK Anakin 31.996
12	41	DEKKERS Loris 32.040
13	25	GUNDERMANN Kimi-Nikit 32.053
14	81	KRABACHER Daniel 32.291
15	4	WANNENMACHER Niklas 32.713
16	95	SCHMID Maxime 32.956
17	23	PONTILLO Lorenzo 33.040
18	5	WILLEM KUIJL Tom 33.271

SEG. 4		
1	36	VAN CRUGTEN Jurrien 26.738
2	46	MASILI Matteo 26.759
3	48	PHOMMARA Lenox 26.777
4	7	CASPAR SESSLER Rocco 26.822
5	42	FRELLSEN Julius 27.026
6	16	SCHOO Kyano 27.104
7	29	NOVOTNY Filip 27.133
8	12	VINCZE Martin 27.146
9	27	NATIVI Antoine 27.181
10	25	GUNDERMANN Kimi-Nikit 27.492
11	55	ZELENAK Anakin 27.767
12	81	KRABACHER Daniel 27.770
13	13	RAMMERSTORFER Luis 27.776
14	41	DEKKERS Loris 28.076
15	4	WANNENMACHER Niklas 28.147
16	95	SCHMID Maxime 28.350
17	23	PONTILLO Lorenzo 28.450

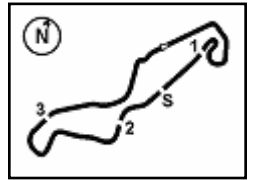


NORTHERN TALENT CUP

Pirelli Dutch Round, 21-23 April 2023

Ideal Time Free Practice 1st Session

4
NTC
742/01



TT Circuit Assen 4.542 m

No.	Rider	Bike	Seg. 1	Seg. 2	Seg. 3	Seg. 4	Ideal Time		
			Diff. 1	Diff. 2	Diff. 3	Diff. 4	Best Lap	Pos.	Diff.
1	48 PHOMMARA L. (SUI)	KTM	36.066 +0.012	18.059	30.784 +0.336	26.777 +0.019	1'51.686 1'52.053	1	0.367
2	7 CASPAR SESSLER R. (GER)	KTM	36.035	18.188	31.029	26.822 +0.085	1'52.074 1'52.159	2	0.085
3	36 VAN CRUGTEN J. (NED)	KTM	36.267	18.164	30.929	26.738 +0.126	1'52.098 1'52.224	3	0.126
4	46 MASILI M. (ITA)	KTM	36.429	18.320	31.261 +0.100	26.759	1'52.769 1'52.869	4	0.100
5	42 FRELLSEN J. (DEN)	KTM	36.305	18.346 +0.073	31.307	27.026 +0.113	1'52.984 1'53.170	5	0.186
6	12 VINCZE M. (HUN)	KTM	36.409 +0.050	18.219	31.268	27.146 +0.155	1'53.042 1'53.247	6	0.205
7	29 NOVOTNY F. (CZE)	KTM	36.548	18.313	31.455	27.133 +0.038	1'53.449 1'53.487	7	0.038
8	16 SCHOOT K. (NED)	KTM	36.552	18.321 +0.076	31.611 +0.011	27.104 +0.190	1'53.588 1'53.865	10	0.277
9	27 NATIVI A. (FRA)	KTM	36.784 +0.125	18.188 +0.078	31.466 +0.025	27.181 +0.017	1'53.619 1'53.864	9	0.245
10	25 GUNDERMANN K. (SUI)	KTM	37.232 +0.276	18.564 +0.039	32.053	27.492	1'55.341 1'55.656	12	0.315
11	13 RAMMERSTORFER L. (AU)	KTM	37.469	18.638	31.938	27.776 +0.004	1'55.821 1'55.825	13	0.004
12	55 ZELENAK A. (GER)	KTM	37.588 +0.349	18.720	31.996 +0.019	27.767	1'56.071 1'56.439	14	0.368
13	41 DEKKERS L. (BEL)	KTM	37.427 +0.596	18.953	32.040 +0.373	28.076 +0.078	1'56.496 1'57.543	16	1.047
14	81 KRABACHER D. (AUT)	KTM	37.935	18.726 +0.434	32.291	27.770	1'56.722 1'57.156	15	0.434
15	4 WANNENMACHER N. (AUT)	KTM	38.007 +0.218	18.654	32.713 +0.149	28.147	1'57.521 1'57.888	17	0.367
16	95 SCHMID M. (SUI)	KTM	37.680 +0.219	19.370 +0.039	32.956	28.350 +0.144	1'58.356 1'58.758	18	0.402
17	23 PONTILLO L. (BEL)	KTM	38.539	19.143 +0.211	33.040 +0.328	28.450 +0.385	1'59.172 2'00.096	19	0.924
	5 WILLEM KUIJL T. (NED)	KTM							
	53 PHOMMARA L. (SUI)	KTM			One or more sectors missing			1'55.143	
	57 HOLZER K. (AUT)	KTM			One or more sectors missing			1'53.643	
Overall Ideal Time			36.035	18.059	30.784	26.738	1'51.616		

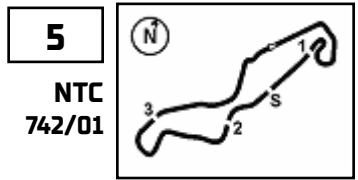




NORTHERN TALENT CUP

Pirelli Dutch Round, 21-23 April 2023

Chronological Analysis Free Practice 1st Session



TT Circuit Assen 4.542 m

4 N. WANNENMACHER [1'57.888]							
Lap	Seg1	Seg2	Seg3	Seg4	Lap Time	km/h	Local Time
1		20.466	34.818	31.013	C	186,5	9:02'15.343
2	39.929	19.678	33.319	29.293	2'02.219	186,9	9:04'17.562
3	39.028	19.365	34.329	28.907	2'01.629	187,5	9:06'19.191
4	38.552	19.180	33.063	28.950	1'59.745	189,1	9:08'18.936
5	38.531	19.142	33.647	28.547	1'59.867	186,2	9:10'18.803
6	38.827	19.251	33.161	28.979	2'00.218	186,2	9:12'19.021
7	38.881	19.064	33.073	28.713	1'59.731	185,9	9:14'18.752
8	38.896	19.524	33.000	28.436	1'59.856	182,4	9:16'18.608
9	38.305	19.072	33.099	28.366	1'58.842	186,5	9:18'17.450
10	38.327	18.932	33.163	28.693	1'59.115	186,2	9:20'16.565
11	38.449	18.967	32.970	28.456	1'58.842	187,2	9:22'15.407
12	38.271	18.823	32.833	28.308	1'58.235	186,5	9:24'13.642
13	38.855	19.035	32.865	28.240	1'58.995C	185,9	9:26'12.637
14	38.225	18.654	32.862	28.147	1'57.888	186,5	9:28'10.525
15	38.007	18.733	32.713	28.502	1'57.955	187,8	9:30'08.480

6	38.841	19.554	32.967	27.776	1'59.138	184,9	9:12'12.915
7	38.242	19.091	32.683	28.181	1'58.197	183,1	9:14'11.112
8	38.168	18.907	32.373	27.939	1'57.387	184,0	9:16'08.499
9	38.411	18.933	32.695	28.114	1'58.153	184,6	9:18'06.652
10	38.676	18.968	32.586	27.993	1'58.223	183,7	9:20'04.875
11	38.176	18.899	32.333	27.801	1'57.209	185,6	9:22'02.084
12	42.529	19.042	32.783	28.265	2'02.619	183,7	9:24'04.703
13	38.864	19.024	32.643	27.580	1'58.111C	184,0	9:26'02.814
14	37.469	18.638	31.938	27.780	1'55.825	185,9	9:27'58.639
15	38.260	18.822	32.974	28.112	1'58.168	185,2	9:29'56.807
16	38.150	18.800	32.645	28.124	1'57.719	184,9	9:31'54.526

7 R. CASPAR SESSLER [1'52.159]							
Lap	Seg1	Seg2	Seg3	Seg4	Lap Time	km/h	Local Time
1		19.130	34.563	28.778	C	188,8	9:02'15.894
2	39.018	18.398	32.917	27.662	1'57.995	190,5	9:04'13.889
3	37.550	18.414	32.964	27.702	1'56.630	188,8	9:06'10.519
4	37.352	18.438	32.437	27.617	1'55.844	187,2	9:08'06.363
5	36.984	18.448	32.160	27.338	1'54.930	188,2	9:10'01.293
6	36.647	18.344	31.813	27.154	1'53.958	189,1	9:11'55.251
7	36.585	18.358	31.813	27.296	1'54.052	188,2	9:13'49.303
8	36.529	18.287	31.729	27.310	1'53.855	188,2	9:15'43.158
9	36.570	18.706	32.192	44.971	2'12.439P	187,8	9:17'55.597
10	1'50.087	18.376	31.955	27.176	3'07.594P	187,5	9:21'03.191
11	36.575	18.232	31.413	27.084	1'53.304	189,1	9:22'56.495
12	36.374	18.227	31.530	27.110	1'53.241	189,8	9:24'49.736
13	36.373	18.367	31.474	26.903	1'53.117	187,8	9:26'42.853
14	36.044	18.241	31.203	26.822	1'52.310	188,5	9:28'35.163
15	36.035	18.188	31.029	26.907	1'52.159	188,5	9:30'27.322

16 K. SCHOOT [1'53.865]							
Lap	Seg1	Seg2	Seg3	Seg4	Lap Time	km/h	Local Time
1		19.818	34.480	28.756	C	189,8	9:02'10.636
2	38.740	19.014	32.896	28.180	1'58.830	191,5	9:04'09.466
3	37.646	18.821	32.478	28.050	1'56.995	191,8	9:06'06.461
4	37.469	18.868	32.318	27.865	1'56.520	189,5	9:08'02.981
5	37.278	18.687	32.404	27.964	1'56.333	190,1	9:09'59.314
6	37.266	18.647	32.104	27.886	1'55.903	190,8	9:11'55.217
7	37.167	18.496	32.099	27.434	1'55.196	190,8	9:13'50.413
8	36.834	18.538	31.867	27.441	1'54.680	190,5	9:15'45.093
9	36.789	18.556	32.140	27.654	1'55.139	189,8	9:17'40.232
10	37.149	18.886	31.944	27.325	1'55.304	189,8	9:19'35.536
11	37.344	18.321	31.882	27.104	1'54.651	195,3	9:21'30.187
12	36.852	18.407	31.620	27.629	1'54.508	192,5	9:23'24.695
13	36.772	18.536	31.773	27.301	1'54.382	189,8	9:25'19.077
14	36.812	18.407	31.611	27.488	1'54.318	189,8	9:27'13.395
15	36.552	18.397	31.622	27.294	1'53.865	193,5	9:29'07.260
16	36.697	18.491	31.785	27.522	1'54.495	190,5	9:31'01.755

12 M. VINCZE [1'53.247]							
Lap	Seg1	Seg2	Seg3	Seg4	Lap Time	km/h	Local Time
1		19.433	33.218	28.204	C	192,2	9:02'10.743
2	38.289	18.771	32.345	27.944	1'57.349	186,9	9:04'08.092
3	37.640	18.637	32.225	27.651	1'56.153	189,8	9:06'04.245
4	37.245	18.536	31.896	27.496	1'55.173	187,5	9:07'59.418
5	37.099	18.520	31.767	27.236	1'54.622	188,2	9:09'54.040
6	36.884	18.433	31.650	27.222	1'54.189	188,8	9:11'48.229
7	36.760	18.520	31.728	36.797	2'03.805P	187,2	9:13'52.034
8	1'23.846	18.469	31.620	27.383	2'41.318P	186,5	9:16'33.352
9	36.687	18.387	31.663	27.262	1'53.999	187,2	9:18'27.351
10	36.580	18.331	31.623	27.146	1'53.680	187,5	9:20'21.031
11	36.713	18.388	31.522	27.307	1'53.930	187,8	9:22'14.961
12	36.637	18.335	31.538	27.179	1'53.689	187,8	9:24'08.650
13	36.614	18.377	31.514	27.031	1'53.536C	187,5	9:26'02.186
14	36.409	18.282	31.504	27.234	1'53.429	187,5	9:27'55.615
15	36.459	18.219	31.268	27.301	1'53.247	187,5	9:29'48.862
16	36.495	18.309	31.456	27.297	1'53.557	188,2	9:31'42.419

23 L. PONTILLO [2'00.096]							
Lap	Seg1	Seg2	Seg3	Seg4	Lap Time	km/h	Local Time
1		21.099	36.565	31.220	C	178,8	9:02'24.365
2	41.985	20.270	35.302	30.014	2'07.571	178,8	9:04'31.936
3	40.320	19.770	34.556	29.699	2'04.345	181,2	9:06'36.281
4	40.259	19.760	34.252	29.085	2'03.356	180,0	9:08'39.637
5	39.927	19.550	34.449	29.177	2'03.103	179,4	9:10'42.740
6	39.547	19.548	34.855	29.371	2'03.321	178,8	9:12'46.061
7	39.895	19.485	34.018	29.235	2'02.633	180,6	9:14'48.694
8	39.740	19.324	33.203	28.913	2'01.180	180,3	9:16'49.874
9	39.416	19.143	33.634	29.115	2'01.308	181,5	9:18'51.182
10	39.380	19.183	33.319	29.002	2'00.884	180,6	9:20'52.066
11	39.372	19.206	33.040	29.204	2'00.822	183,1	9:22'52.888
12	38.539	19.354	33.368	28.835	2'00.096	174,5	9:24'52.984
13	38.881	19.257	33.676	46.027	2'17.841P	179,4	9:27'10.825
14	2'07.397	19.382	33.842	28.450	3'29.071P	180,6	9:30'39.896

13 L. RAMMERSTORFER [1'55.825]							
Lap	Seg1	Seg2	Seg3	Seg4	Lap Time	km/h	Local Time
1							9:02'12.044
2					2'01.643		9:04'13.687
3	39.326	19.327	33.563	27.948	2'00.164	186,5	9:06'13.851
4	38.988	19.232	32.970	28.339	1'59.529	183,7	9:08'13.380
5	39.077	19.226	33.346	28.748	2'00.397	183,4	9:10'13.777

25 K. GUNDERMANN [1'55.656]							
Lap	Seg1	Seg2	Seg3	Seg4	Lap Time	km/h	Local Time
1							9:02'17.074
2							9:04'18.202
3	39.055	19.112	33.202	28.956	2'00.325	195,3	9:06'18.527
4	38.959	19.011	32.768	28.505	1'59.243	187,5	9:08'17.770
5	37.692	18.564	32.849	28.377	1'57.482	193,5	9:10'15.252
6	37.804	18.752	32.530	28.284	1'57.370	189,5	9:12'12.622
7	37.798	20.139	32.330	27.934	1'58.201	155,0	9:14'10.823
8	37.429	18.709	32.111	27.705	1'55.954	189,1	9:16'06.777
9	37.355	18.952	32.567	44.022	2'12.896P	185,6	9:18'19.673
10	1'30.119	18.717	32.527	27.996	2'49.359P	187,2	9:21'09.032
11	37.686	18.686	32.561	28.100	1'57.033	187,5	9:23'06.065
12	37.508	18.603	32.053	27.492	1'55.656	187,8	9:25'01.721
13	37.232	18.617	32.248	27.878	1'55.975	184,9	9:26'57.696

21/04/2023

P = Pits In/Out - C = Lap Time Cancelled

FICR PERUGIA TIMING

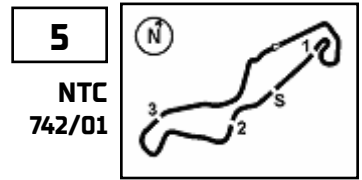




NORTHERN TALENT CUP

Pirelli Dutch Round, 21-23 April 2023

Chronological Analysis Free Practice 1st Session



TT Circuit Assen 4.542 m

2 / 3

14	37.311	18.826	32.688	27.800	1'56.625	182,7	9:28'54.321
15	37.266	18.641	32.201	27.869	1'55.977	187,8	9:30'50.298

3	38.349	19.448	32.741	28.244	1'58.782	178,5	9:06'13.217
4	38.023	18.953	32.413	28.154	1'57.543	184,9	9:08'10.760
5	37.863	19.407	33.393	28.433	1'59.096	180,0	9:10'09.856
6	38.093	19.385	32.759	28.606	1'58.843	178,5	9:12'08.699
7	37.930	19.540	32.630	28.397	1'58.497	176,8	9:14'07.196
8	38.438	19.392	32.941	28.690	1'59.461	176,5	9:16'06.657
9	37.427	19.082	32.611	28.437	1'57.557	180,9	9:18'04.214
10	38.252	19.002	32.425	35.468	2'05.147P	179,1	9:20'09.361
11	1'59.099	19.137	32.040	28.134	3'18.410P	181,2	9:23'27.771

27 A. NATIVI (1'53.864)

Lap	Seg1	Seg2	Seg3	Seg4	Lap Time	km/h	Local Time
1		20.383	35.150	30.747	C	187,5	9:02'15.620
2	39.883	18.966	32.368	28.229	1'59.446	195,7	9:04'15.066
3	38.008	18.558	32.182	27.983	1'56.731	193,9	9:06'11.797
4	37.674	18.731	32.044	27.930	1'56.379	188,5	9:08'08.176
5	37.372	18.607	31.863	27.551	1'55.393	190,8	9:10'03.569
6	37.166	18.561	31.661	27.415	1'54.803	186,2	9:11'58.372
7	36.873	18.248	31.728	27.356	1'54.205	191,8	9:13'52.577
8	37.169	18.447	31.617	27.181	1'54.414	190,8	9:15'46.991
9	36.909	18.266	31.491	27.198	1'53.864	191,2	9:17'40.855
10	36.784	18.438	31.869	27.446	1'54.537	195,3	9:19'35.392
11	36.824	18.341	31.669	27.217	1'54.051	190,5	9:21'29.443
12	38.136	18.381	31.466	43.174	2'11.157P	192,5	9:23'40.600
13	2'13.419	18.702	32.084	27.467	3'31.672P	187,2	9:27'12.272
14	37.180	18.476	31.851	27.750	1'55.257	190,1	9:29'07.529
15	36.930	18.188	31.649	38.982	2'05.749P	194,6	9:31'13.278

42 J. FRELLSEN (1'53.170)

Lap	Seg1	Seg2	Seg3	Seg4	Lap Time	km/h	Local Time
1		19.671	34.363	41.189		188,8	9:02'27.945
2	3'37.252	19.131	33.499	29.769	4'59.651P	186,5	9:07'27.596
3	38.637	18.715	32.790	28.447	1'58.589	188,5	9:09'26.185
4	37.900	18.755	32.523	28.013	1'57.191	186,9	9:11'23.376
5	37.301	18.638	32.403	27.828	1'56.170	187,2	9:13'19.546
6	37.358	18.523	32.152	27.743	1'55.776	187,5	9:15'15.322
7	37.124	18.346	31.728	27.485	1'54.683	192,2	9:17'10.005
8	36.890	18.646	31.710	27.395	1'54.641	186,2	9:19'04.646
9	36.729	18.560	31.651	27.026	1'53.966	188,2	9:20'58.612
10	36.856	18.531	31.792	27.139	1'54.318	188,5	9:22'52.930
11	36.673	18.541	31.447	27.460	1'54.121	191,8	9:24'47.051
12	36.305	18.419	31.307	27.139	1'53.170	187,5	9:26'40.221
13	36.558	18.493	31.821	27.365	1'54.237	186,9	9:28'34.458
14	36.699	18.811	31.519	27.043	1'54.072	187,8	9:30'28.530

46 M. MASILI (1'52.869)

Lap	Seg1	Seg2	Seg3	Seg4	Lap Time	km/h	Local Time
1					C		9:02'28.302
2				28.347	2'01.130		9:04'29.432
3	37.996				1'56.854		9:06'26.286
4					1'55.951		9:08'22.237
5					1'55.233		9:10'17.470
6					1'54.973		9:12'12.443
7	36.928	18.566	31.449	26.965	1'53.908	186,5	9:14'06.351
8	36.784	18.623	31.461	27.171	1'54.039	186,5	9:16'00.390
9	36.685	18.398	31.651	41.149	2'07.883P	188,8	9:18'08.273
10	3'28.201	18.589	31.785	26.859	4'45.434P	188,2	9:22'53.707
11	36.881	18.479	31.533	26.823	1'53.716	187,8	9:24'47.423
12	36.429	18.320	31.361	26.759	1'52.869	187,5	9:26'40.292
13	36.639	18.456	31.802	26.976	1'53.873	189,8	9:28'34.165
14	36.512	18.371	31.261	27.041	1'53.185	187,5	9:30'27.350

48 L. PHOMMARA (1'52.053)

Lap	Seg1	Seg2	Seg3	Seg4	Lap Time	km/h	Local Time
1		19.531	33.459	28.709	C	184,9	9:02'08.869
2	38.641	19.043	32.397	28.079	1'58.160	184,6	9:04'07.029
3	37.776	18.615	31.964	27.582	1'55.937	188,5	9:06'02.966
4	37.036	18.628	32.073	27.568	1'55.305	187,2	9:07'58.271
5	37.213	18.476	31.783	27.413	1'54.885	187,5	9:09'53.156
6	36.784	18.368	31.324	27.127	1'53.603	188,2	9:11'46.759
7	36.403	18.212	31.255	27.472	1'53.342	187,5	9:13'40.101
8	36.279	18.077	31.040	27.129	1'52.525	188,5	9:15'32.626
9	36.281	18.886	32.478	40.601	2'08.246P	188,5	9:17'40.872
10	2'16.858	19.106	31.779	27.308	3'35.051P	185,6	9:21'15.923
11	36.383	18.337	31.093	26.777	1'52.590	189,1	9:23'08.513
12	36.066	18.273	31.410	26.822	1'52.571	189,8	9:25'01.084
13	36.076	18.229	30.860	27.189	1'52.354	188,5	9:26'53.438
14	36.129	18.325	30.784	26.948	1'52.186	188,5	9:28'45.624
15	36.078	18.059	31.120	26.796	1'52.053	189,5	9:30'37.677

41 L. DEKKERS (1'57.543)

Lap	Seg1	Seg2	Seg3	Seg4	Lap Time	km/h	Local Time
1		19.874	34.450	30.663	C	184,3	9:02'15.428
2	39.010	19.344	32.577	28.076	1'59.007	178,8	9:04'14.435

21/04/2023

P = Pits In/Out - C = Lap Time Cancelled

FICR PERUGIA TIMING

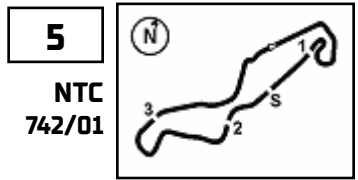




NORTHERN TALENT CUP

Pirelli Dutch Round, 21-23 April 2023

Chronological Analysis Free Practice 1st Session



TT Circuit Assen 4.542 m

3 / 3

53 L. PHOMMARA [1'55.143]

Lap	Seg1	Seg2	Seg3	Seg4	Lap Time	km/h	Local Time
1							9:02'16.162
2				2'02.085			9:04'18.247
3				2'00.334			9:06'18.581
4				1'58.241			9:08'16.822
5				1'58.597			9:10'15.419
6				1'57.820			9:12'13.239
7				1'57.198			9:14'10.437
8				1'55.813			9:16'06.250
9				2'09.029P			9:18'15.279
10				2'51.169P			9:21'06.448
11				1'56.171			9:23'02.619
12				1'55.776			9:24'58.395
13				1'55.888			9:26'54.283
14				1'55.334			9:28'49.617
15				1'55.143			9:30'44.760

8	39.829	19.618	33.111	28.626	2'01.184	183,7	9:16'50.278
9	40.352	19.409	33.077	28.464	2'01.302	184,6	9:18'51.580
10	39.497	19.410	32.918	28.837	2'00.662	189,5	9:20'52.242
11	38.559	19.124	32.820	27.936	1'58.439	186,9	9:22'50.681
12	38.468	18.986	32.614	27.781	1'57.849	187,2	9:24'48.530
13	37.935	19.160	32.291	27.770	1'57.156	187,2	9:26'45.686
14	38.344	19.050	32.681	28.091	1'58.166	185,6	9:28'43.852
15	38.177	18.726	32.459	27.811	1'57.173	190,1	9:30'41.025

95 M. SCHMID [1'58.758]

Lap	Seg1	Seg2	Seg3	Seg4	Lap Time	km/h	Local Time
1						164,4	9:02'31.238
2	41.271	21.140	35.323	30.857	2'08.591	173,9	9:04'39.829
3	40.040	20.567	34.727	29.958	2'05.292	175,0	9:06'45.121
4	39.480	19.950	34.024	29.283	2'02.737	178,2	9:08'47.858
5	38.793	19.950	33.581	29.444	2'01.768	177,6	9:10'49.626
6	38.612	20.051	33.329	29.114	2'01.106	175,0	9:12'50.732
7	38.331	20.060	37.171	29.291	2'04.853	177,6	9:14'55.585
8	38.470	19.850	33.273	29.316	2'00.909	175,0	9:16'56.494
9	39.029	20.213	34.502	41.905	2'15.649P	173,6	9:19'12.143
10	2'08.034	19.953	33.839	29.169	3'30.995P	173,6	9:22'43.138
11	38.543	19.600	33.320	28.819	2'00.282	174,5	9:24'43.420
12	38.174	19.561	33.018	28.350	1'59.103	174,8	9:26'42.523
13	37.899	19.409	32.956	28.494	1'58.758	175,0	9:28'41.281
14	37.680	19.370	33.268	28.523	1'58.841	175,9	9:30'40.122

55 A. ZELENAK [1'56.439]

Lap	Seg1	Seg2	Seg3	Seg4	Lap Time	km/h	Local Time
1		20.367	34.263	30.181	C	186,2	9:02'14.518
2	39.120	19.455	33.036	28.447	2'00.058	183,4	9:04'14.576
3	38.351	19.057	32.898	28.093	1'58.399	185,9	9:06'12.975
4	38.138	19.037	32.382	28.136	1'57.693	182,1	9:08'10.668
5	38.007	18.954	32.361	28.017	1'57.339	183,4	9:10'08.007
6	37.918	18.912	32.152	28.366	1'57.348	182,7	9:12'05.355
7	37.717	18.986	32.064	28.015	1'56.782	182,1	9:14'02.137
8	37.715	18.949	32.013	28.145	1'56.822	181,8	9:15'58.959
9	37.937	18.720	32.015	27.767	1'56.439	183,4	9:17'55.398
10	37.916	18.888	32.042	28.074	1'56.920	183,1	9:19'52.318
11	37.625	18.835	32.255	28.056	1'56.771	183,4	9:21'49.089
12	38.484	19.070	32.093	28.188	1'57.835	181,2	9:23'46.924
13	38.739	18.812	32.029	27.955	1'57.535C	183,4	9:25'44.459
14	37.588	18.938	32.105	28.099	1'56.730	181,8	9:27'41.189
15	37.795	18.886	31.996	28.106	1'56.783	184,3	9:29'37.972
16	38.614	19.262	32.892	28.327	1'59.095	180,6	9:31'37.067

57 K. HOLZER [1'53.643]

Lap	Seg1	Seg2	Seg3	Seg4	Lap Time	km/h	Local Time
1							9:02'05.403
2					1'56.867		9:04'02.270
3					1'55.825		9:05'58.095
4					1'55.883		9:07'53.978
5					2'03.822P		9:09'57.800
6					2'57.668P		9:12'55.468
7					1'54.704		9:14'50.172
8					1'55.563		9:16'45.735
9					1'55.635		9:18'41.370
10					1'54.526		9:20'35.896
11					5'02.649		9:25'38.545
12					1'54.301		9:27'32.846
13					1'53.643		9:29'26.489
14					1'54.344		9:31'20.833

81 D. KRABACHER [1'57.156]

Lap	Seg1	Seg2	Seg3	Seg4	Lap Time	km/h	Local Time
1		21.339	37.374	31.912	C	185,9	9:02'25.846
2	42.367	20.649	34.462	30.302	2'07.780	179,7	9:04'33.626
3	40.107	20.214	34.094	29.583	2'03.998	186,5	9:06'37.624
4	40.127	20.117	34.138	29.397	2'03.779	186,2	9:08'41.403
5	39.758	19.650	33.592	29.001	2'02.001	186,2	9:10'43.404
6	39.643	19.736	34.227	29.351	2'02.957	185,6	9:12'46.361
7	40.060	19.652	33.591	29.430	2'02.733	184,6	9:14'49.094

21/04/2023 P = Pits In/Out - C = Lap Time Cancelled

FICR PERUGIA TIMING





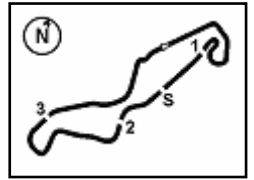
NORTHERN TALENT CUP

Pirelli Dutch Round, 21-23 April 2023

Weather Report Free Practice 1st Session

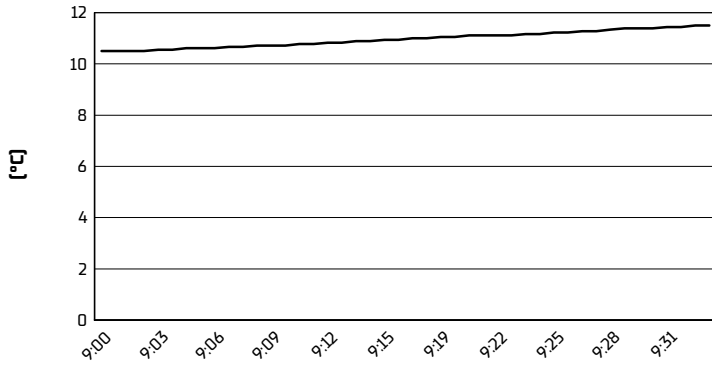
Session started 09:00 - Session ended 9:34

6
NTC
742/01

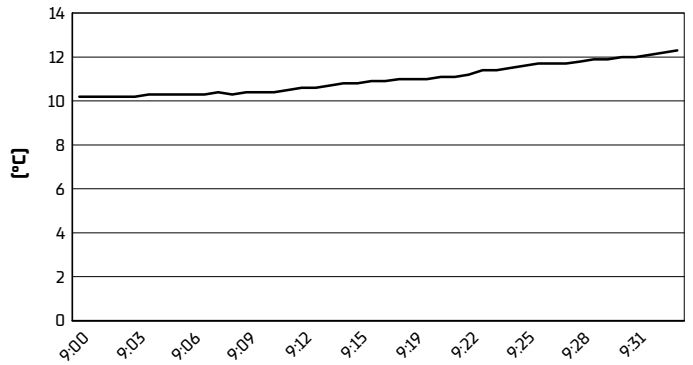


TT Circuit Assen 4.542 m

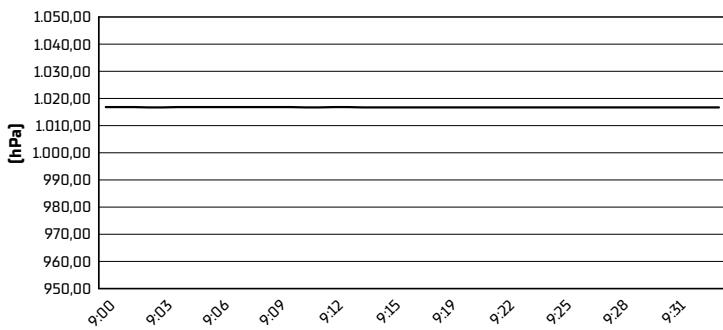
Air Temperature



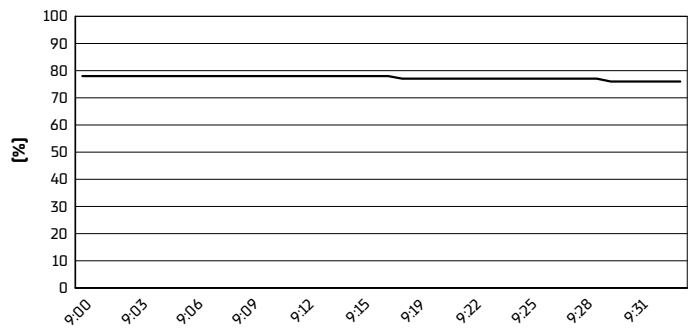
Track Temperature



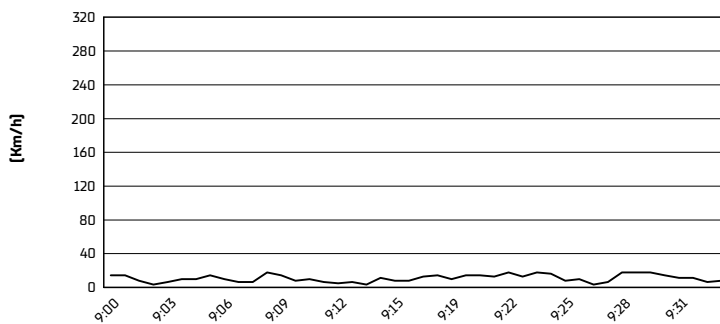
Air Pressure



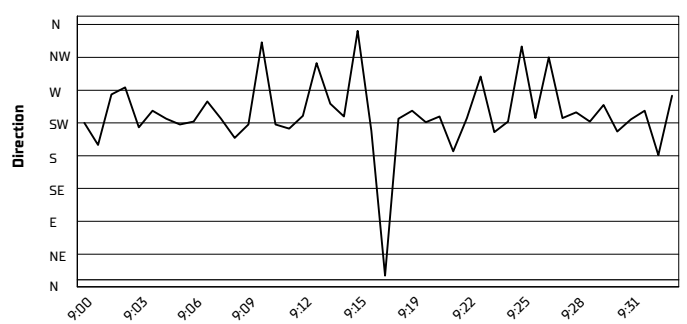
Humidity



Wind Speed



Wind Direction



21/04/2023

