



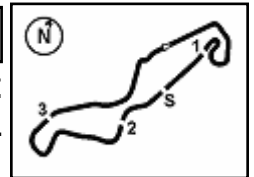
NORTHERN TALENT CUP

Pirelli Dutch Round, 21-23 April 2023

Results Free Practice 2nd Session

7

NTC
742/01



TT Circuit Assen 4.542 m

1 / 2

No.	Rider	Nat	Team	Bike	Time	Gap	Rel.	Laps	Speed	
									Avg	Max
1	7 R. CASPAR SESSLER	GER	MCA Racing	KTM	1'51.452			13	146,711	194,9
2	36 J. VAN CRUGTEN	NED	BB64 Academy	KTM	1'51.532	0.080	0.080	14	146,605	192,2
3	48 L. PHOMMARA	SUI	Team Phommara	KTM	1'51.849	0.397	0.317	14	146,190	191,5
4	12 M. VINCZE	HUN	VM Racing Team	KTM	1'51.917	0.465	0.068	14	146,101	188,2
5	53 L. PHOMMARA	SUI	Team Phommara	KTM	1'52.046	0.594	0.129	14	145,933	195,7
6	42 J. FRELLSEN	DEN	MCA Racing	KTM	1'52.153	0.701	0.107	15	145,794	197,1
7	57 K. HOLZER	AUT	HK Racing	KTM	1'52.413	0.961	0.260	12	145,456	188,5
8	46 M. MASILI	ITA	Fairium Next Generation Reders Team	KTM	1'52.442	0.990	0.029	13	145,419	192,9
9	29 F. NOVOTNY	CZE	DG Corse	KTM	1'52.618	1.166	0.176	13	145,192	191,8
10	16 K. SCHOD	NED	KS Racing	KTM	1'52.907	1.455	0.289	9	144,820	191,2
11	27 A. NATIVI	FRA	CTM 83 Junior Team	KTM	1'53.136	1.684	0.229	13	144,527	192,5
12	95 M. SCHMID	SUI	Team Schmid	KTM	1'53.258	1.806	0.122	8	144,371	191,5
13	25 K. GUNDERMANN	SUI	KG Racing	KTM	1'53.999	2.547	0.741	14	143,433	191,8
14	55 A. ZELENAK	GER	JRP Academy Racing Team	KTM	1'54.078	2.626	0.079	13	143,334	183,1
15	41 L. DEKKERS	BEL	Junior Black Knights	KTM	1'55.183	3.731	1.105	14	141,958	186,9
16	81 D. KRABACHER	AUT	Kini Bikeworld	KTM	1'56.443	4.991	1.260	15	140,422	190,1
17	13 L. RAMMERSTORFER	AUT	Heating Factory Youngsters	KTM	1'56.552	5.100	0.109	15	140,291	184,3
18	23 L. PONTILLO	BEL	Junior Black Knights	KTM	1'56.798	5.346	0.246	14	139,996	183,7
19	4 N. WANNENMACHER	AUT	KTM Braumandl	KTM	1'59.135	7.683	2.337	3	137,249	185,9
----- Out 107% in this Session -----										
20	5 T. WILLEM KUIL	NED	Beekman Racing	KTM				0		

Qualifying Lap Time (107% of 1'51.452): 1'59.254

AIR	Humidity:	52%	Temp:	18°C
TRACK	Condition:	Dry	Temp:	23°C

21/04/2023 Start 13:35 End 14:08

The results are provisional until the end of the time limit for protests and appeals and the completion of the technical checks.



FICR PERUGIA TIMING



Session Highlights

Local Time	No. Rider	Description
13.35.00		Start
13.36.06	53 L. PHOMMARA	Transponder Battery is LOW
13.55.31	16 K. SCHOD	Crashed - Turn 5
13.56.07	95 M. SCHMID	Crashed - Turn 7
14.03.15	57 K. HOLZER	Crashed - Turn 9
14.06.14	46 M. MASILI	Lap Cancelled [3'57.375] - Yellow Flag - Turn 7
14.06.17	81 D. KRABACHER	Lap Cancelled [2'03.296] - Yellow Flag - Turn 7
14.06.23	13 L. RAMMERSTORFER	Lap Cancelled [2'04.497] - Yellow Flag - Turn 7
14.06.27	23 L. PONTILLO	Lap Cancelled [1'59.672] - Yellow Flag - Turn 7
14.06.48	41 L. DEKKERS	Lap Cancelled [1'57.849] - Yellow Flag - Turn 5
14.06.52	12 M. VINCZE	Lap Cancelled [3'26.825] - Yellow Flag - Turn 5
14.06.57	36 J. VAN CRUGTEN	Lap Cancelled [1'52.049] - Yellow Flag - Turn 5
14.07.02	53 L. PHOMMARA	Lap Cancelled [1'52.605] - Yellow Flag - Turn 5
14.07.07	57 K. HOLZER	Lap Cancelled [2'02.006] - Yellow Flag - Turn 5
14.07.12	29 F. NOVOTNY	Lap Cancelled [2'10.496] - Yellow Flag - Turn 5
14.07.39	25 K. GUNDERMANN	Lap Cancelled [2'12.105] - Yellow Flag - Turn 5
14.08.38		End Of Session

Fastest Laps Sequence

No.	Rider	Nat	Team	Bike	Local Time	Time	Gap	Avg
55	A. ZELENAK	GER	JRP Academy Racing Team	KTM	13:38'57.812	1'56.124		140,808
42	J. FRELLSEN	DEN	MCA Racing	KTM	13:39'01.413	1'54.132	-1.992	143,266
7	R. CASPAR SESSLER	GER	MCA Racing	KTM	13:39'02.223	1'53.531	-0.601	144,024
48	L. PHOMMARA	SUI	Team Phommara	KTM	13:39'14.259	1'53.057	-0.474	144,628
36	J. VAN CRUGTEN	NED	BB64 Academy	KTM	13:41'08.192	1'53.045	-0.012	144,643
36	J. VAN CRUGTEN	NED	BB64 Academy	KTM	13:43'01.135	1'52.943	-0.102	144,774
46	M. MASILI	ITA	Fairium Next Generation Reders Team	KTM	13:43'01.444	1'52.772	-0.171	144,993
46	M. MASILI	ITA	Fairium Next Generation Reders Team	KTM	13:44'53.886	1'52.442	-0.330	145,419
48	L. PHOMMARA	SUI	Team Phommara	KTM	13:48'39.946	1'51.907	-0.535	146,114
48	L. PHOMMARA	SUI	Team Phommara	KTM	13:57'56.528	1'51.849	-0.058	146,190
36	J. VAN CRUGTEN	NED	BB64 Academy	KTM	13:57'56.803	1'51.687	-0.162	146,402
36	J. VAN CRUGTEN	NED	BB64 Academy	KTM	13:59'48.335	1'51.532	-0.155	146,605
7	R. CASPAR SESSLER	GER	MCA Racing	KTM	14:01'41.052	1'51.452	-0.080	146,711



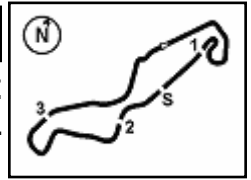
NORTHERN TALENT CUP

Pirelli Dutch Round, 21-23 April 2023

Free Practices Combined Results

8

**NTC
742/01**



TT Circuit Assen 4.542 m

No.	Rider	Nat	Team	Bike	FP1	FP2	Time	Gap	Rel.	Avg	LL
1	7 R. CASPAR SESSLER	GER	MCA Racing	KTM	1'52.159	1'51.452	1'51.452			146,711	27
2	36 J. VAN CRUGTEN	NED	BB64 Academy	KTM	1'52.224	1'51.532	1'51.532	0.080	0.080	146,605	29
3	48 L. PHOMMARA	SUI	Team Phommara	KTM	1'52.053	1'51.849	1'51.849	0.397	0.317	146,190	28
4	12 M. VINCZE	HUN	VM Racing Team	KTM	1'53.247	1'51.917	1'51.917	0.465	0.068	146,101	29
5	53 L. PHOMMARA	SUI	Team Phommara	KTM	1'55.143	1'52.046	1'52.046	0.594	0.129	145,933	28
6	42 J. FRELLSEN	DEN	MCA Racing	KTM	1'53.170	1'52.153	1'52.153	0.701	0.107	145,794	28
7	57 K. HOLZER	AUT	HK Racing	KTM	1'53.643	1'52.413	1'52.413	0.961	0.260	145,456	25
8	46 M. MASILI	ITA	Fairium Next Generation Reders Team	KTM	1'52.869	1'52.442	1'52.442	0.990	0.029	145,419	26
9	29 F. NOVOTNY	CZE	DG Corse	KTM	1'53.487	1'52.618	1'52.618	1.166	0.176	145,192	27
10	16 K. SCHOO	NED	KS Racing	KTM	1'53.865	1'52.907	1'52.907	1.455	0.289	144,820	24
11	27 A. NATIVI	FRA	CTM 83 Junior Team	KTM	1'53.864	1'53.136	1'53.136	1.684	0.229	144,527	27
12	95 M. SCHMID	SUI	Team Schmid	KTM	1'58.758	1'53.258	1'53.258	1.806	0.122	144,371	21
13	25 K. GUNDERMANN	SUI	KG Racing	KTM	1'55.656	1'53.999	1'53.999	2.547	0.741	143,433	28
14	55 A. ZELENAK	GER	JRP Academy Racing Team	KTM	1'56.439	1'54.078	1'54.078	2.626	0.079	143,334	28
15	41 L. DEKKERS	BEL	Junior Black Knights	KTM	1'57.543	1'55.183	1'55.183	3.731	1.105	141,958	24
16	13 L. RAMMERSTORFER	AUT	Heating Factory Youngsters	KTM	1'55.825	1'56.552	1'55.825	4.373	0.642	141,172	30
17	81 D. KRABACHER	AUT	Kini Bikeworld	KTM	1'57.156	1'56.443	1'56.443	4.991	0.618	140,422	29
18	23 L. PONTILLO	BEL	Junior Black Knights	KTM	2'00.096	1'56.798	1'56.798	5.346	0.355	139,996	27
19	4 N. WANNENMACHER	AUT	KTM Braumandl	KTM	1'57.888	1'59.135	1'57.888	6.436	1.090	138,701	17
20	5 T. WILLEM KUIL	NED	Beekman Racing	KTM							0

21/04/2023

FICR PERUGIA TIMING



BEST LAP			
1	7	CASPAR SESSLER Rocco	KTM 1'51.452
2	36	VAN CRUGTEN Jurrien	KTM 1'51.532
3	48	PHOMMARA Lenox	KTM 1'51.849
4	12	VINCZE Martin	KTM 1'51.917
5	53	PHOMMARA Levin	KTM 1'52.046
6	42	FRELLSEN Julius	KTM 1'52.153
7	57	HOLZER Kilian	KTM 1'52.413
8	46	MASILI Matteo	KTM 1'52.442
9	29	NOVOTNY Filip	KTM 1'52.618
10	16	SCHOO Kyano	KTM 1'52.907
11	27	NATIVI Antoine	KTM 1'53.136
12	95	SCHMID Maxime	KTM 1'53.258
13	25	GUNDERMANN Kimi-Nikita	KTM 1'53.999
14	55	ZELENAK Anakin	KTM 1'54.078
15	41	DEKKERS Loris	KTM 1'55.183
16	81	KRABACHER Daniel	KTM 1'56.443
17	13	RAMMERSTORFER Luis	KTM 1'56.552
18	23	PONTILLO Lorenzo	KTM 1'56.798
19	4	WANNENMACHER Niklas	KTM 1'59.135
20	5	WILLEM KUIJL Tom	KTM

SPEED			
1	42	FRELLSEN Julius	KTM 197,1
2	53	PHOMMARA Levin	KTM 195,7
3	7	CASPAR SESSLER Rocco	KTM 194,9
4	46	MASILI Matteo	KTM 192,9
5	27	NATIVI Antoine	KTM 192,5
6	36	VAN CRUGTEN Jurrien	KTM 192,2
7	25	GUNDERMANN Kimi-Nikita	KTM 191,8
8	29	NOVOTNY Filip	KTM 191,8
9	48	PHOMMARA Lenox	KTM 191,5
10	95	SCHMID Maxime	KTM 191,5
11	16	SCHOO Kyano	KTM 191,2
12	81	KRABACHER Daniel	KTM 190,1
13	57	HOLZER Kilian	KTM 188,5
14	12	VINCZE Martin	KTM 188,2
15	41	DEKKERS Loris	KTM 186,9
16	4	WANNENMACHER Niklas	KTM 185,9
17	13	RAMMERSTORFER Luis	KTM 184,3
18	23	PONTILLO Lorenzo	KTM 183,7
19	55	ZELENAK Anakin	KTM 183,1

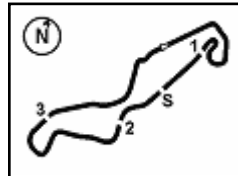
SEG. 1		SEG. 2		SEG. 3		SEG. 4									
1	42	FRELLSEN Julius	35.753	1	46	MASILI Matteo	18.036	1	48	PHOMMARA Lenox	30.627	1	48	PHOMMARA Lenox	26.317
2	48	PHOMMARA Lenox	35.901	2	48	PHOMMARA Lenox	18.092	2	7	CASPAR SESSLER Rocco	30.703	2	53	PHOMMARA Levin	26.320
3	7	CASPAR SESSLER Rocco	35.931	3	36	VAN CRUGTEN Jurrien	18.096	3	42	FRELLSEN Julius	30.735	3	36	VAN CRUGTEN Jurrien	26.376
4	12	VINCZE Martin	36.040	4	7	CASPAR SESSLER Rocco	18.150	4	36	VAN CRUGTEN Jurrien	30.741	4	7	CASPAR SESSLER Rocco	26.544
5	53	PHOMMARA Levin	36.119	5	42	FRELLSEN Julius	18.182	5	46	MASILI Matteo	30.818	5	46	MASILI Matteo	26.592
6	95	SCHMID Maxime	36.127	6	53	PHOMMARA Levin	18.192	6	12	VINCZE Martin	30.830	6	57	HOLZER Kilian	26.652
7	36	VAN CRUGTEN Jurrien	36.147	7	12	VINCZE Martin	18.242	7	53	PHOMMARA Levin	30.905	7	12	VINCZE Martin	26.702
8	29	NOVOTNY Filip	36.151	8	95	SCHMID Maxime	18.307	8	57	HOLZER Kilian	31.017	8	16	SCHOO Kyano	26.716
9	57	HOLZER Kilian	36.162	9	27	NATIVI Antoine	18.346	9	27	NATIVI Antoine	31.051	9	42	FRELLSEN Julius	26.720
10	16	SCHOO Kyano	36.267	10	25	GUNDERMANN Kimi-Nikit	18.362	10	29	NOVOTNY Filip	31.097	10	27	NATIVI Antoine	26.813
11	46	MASILI Matteo	36.342	11	29	NOVOTNY Filip	18.366	11	55	ZELENAK Anakin	31.164	11	29	NOVOTNY Filip	26.834
12	27	NATIVI Antoine	36.354	12	57	HOLZER Kilian	18.402	12	16	SCHOO Kyano	31.206	12	95	SCHMID Maxime	26.892
13	25	GUNDERMANN Kimi-Nikit	36.627	13	16	SCHOO Kyano	18.404	13	95	SCHMID Maxime	31.223	13	25	GUNDERMANN Kimi-Nikit	27.130
14	55	ZELENAK Anakin	36.829	14	41	DEKKERS Loris	18.506	14	25	GUNDERMANN Kimi-Nikit	31.258	14	55	ZELENAK Anakin	27.283
15	41	DEKKERS Loris	36.940	15	55	ZELENAK Anakin	18.717	15	41	DEKKERS Loris	31.730	15	41	DEKKERS Loris	27.381
16	23	PONTILLO Lorenzo	37.492	16	13	RAMMERSTORFER Luis	18.758	16	81	KRABACHER Daniel	31.937	16	13	RAMMERSTORFER Luis	27.561
17	81	KRABACHER Daniel	37.658	17	23	PONTILLO Lorenzo	18.954	17	13	RAMMERSTORFER Luis	32.051	17	81	KRABACHER Daniel	27.680
18	13	RAMMERSTORFER Luis	38.047	18	81	KRABACHER Daniel	19.042	18	23	PONTILLO Lorenzo	32.192	18	23	PONTILLO Lorenzo	27.931
19	4	WANNENMACHER Niklas	38.347	19	4	WANNENMACHER Niklas	19.185	19	4	WANNENMACHER Niklas	32.620	19	4	WANNENMACHER Niklas	28.467



NORTHERN TALENT CUP

Pirelli Dutch Round, 21-23 April 2023

Ideal Times Free Practice 2nd Session

10**NTC
742/01**

TT Circuit Assen 4.542 m

No.	Rider	Bike	Seg. 1	Seg. 2	Seg. 3	Seg. 4	Ideal Time		
			Diff. 1	Diff. 2	Diff. 3	Diff. 4	Best Lap	Pos.	Diff.
1	48 PHOMMARA L. (SUI)	KTM	35.901	18.092 +0.194	30.627 +0.718	26.317	1'50.937 1'51.849	3	0.912
2	7 CASPAR SESSLER R. (GER)	KTM	35.931	18.150 +0.124	30.703	26.544	1'51.328 1'51.452	1	0.124
3	36 VAN CRUGTEN J. (NED)	KTM	36.147	18.096 +0.116	30.741 +0.056	26.376	1'51.360 1'51.532	2	0.172
4	42 FRELLSEN J. (DEN)	KTM	35.753	18.182 +0.127	30.735	26.720 +0.636	1'51.390 1'52.153	6	0.763
5	53 PHOMMARA L. (SUI)	KTM	36.119	18.192 +0.029	30.905	26.320 +0.481	1'51.536 1'52.046	5	0.510
6	46 MASILI M. (ITA)	KTM	36.342 +0.188	18.036	30.818	26.592 +0.466	1'51.788 1'52.442	8	0.654
7	12 VINCZE M. (HUN)	KTM	36.040	18.242	30.830 +0.103	26.702	1'51.814 1'51.917	4	0.103
8	57 HOLZER K. (AUT)	KTM	36.162 +0.180	18.402	31.017	26.652	1'52.233 1'52.413	7	0.180
9	29 NOVOTNY F. (CZE)	KTM	36.151	18.366 +0.050	31.097	26.834 +0.120	1'52.448 1'52.618	9	0.170
10	95 SCHMID M. (SUI)	KTM	36.127 +0.376	18.307	31.223 +0.191	26.892 +0.142	1'52.549 1'53.258	12	0.709
11	27 NATIVI A. (FRA)	KTM	36.354 +0.070	18.346 +0.047	31.051	26.813 +0.455	1'52.564 1'53.136	11	0.572
12	16 SCHOO K. (NED)	KTM	36.267 +0.142	18.404	31.206	26.716 +0.172	1'52.593 1'52.907	10	0.314
13	25 GUNDERMANN K. (SUI)	KTM	36.627 +0.416	18.362 +0.206	31.258	27.130	1'53.377 1'53.999	13	0.622
14	55 ZELENAK A. (GER)	KTM	36.829	18.717	31.164 +0.037	27.283 +0.048	1'53.993 1'54.078	14	0.085
15	41 DEKKERS L. (BEL)	KTM	36.940 +0.054	18.506 +0.572	31.730	27.381	1'54.557 1'55.183	15	0.626
16	81 KRABACHER D. (AUT)	KTM	37.658	19.042 +0.126	31.937	27.680	1'56.317 1'56.443	16	0.126
17	13 RAMMERSTORFER L. (AU)	KTM	38.047	18.758 +0.135	32.051	27.561	1'56.417 1'56.552	17	0.135
18	23 PONTILLO L. (BEL)	KTM	37.492 +0.075	18.954	32.192 +0.154	27.931	1'56.569 1'56.798	18	0.229
19	4 WANNENMACHER N. (AUT)	KTM	38.347	19.185	32.620	28.467 +0.516	1'58.619 1'59.135	19	0.516
	5 WILLEM KUIJL T. (NED)	KTM							
Overall Ideal Time			35.753	18.036	30.627	26.317	1'50.733		

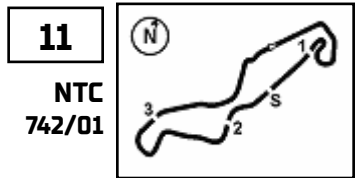




NORTHERN TALENT CUP

Pirelli Dutch Round, 21-23 April 2023

Chronological Analysis Free Practice 2nd Session



TT Circuit Assen 4.542 m

4 N. WANNENMACHER [1'59.135]

Lap	Seg1	Seg2	Seg3	Seg4	Lap Time	km/h	Local Time
1		19.872	33.580	28.467		184,6	13:37'09.915
2	38.347	19.185	32.620	28.983	1'59.135	185,9	13:39'09.050
3	39.393	29.669	45.422	51.840	2'46.324P	129,2	13:41'55.374
4	14'19.811	21.511	33.944	38.561	15'53.827P	162,4	13:57'49.201

7 R. CASPAR SESSLER [1'51.452]

Lap	Seg1	Seg2	Seg3	Seg4	Lap Time	km/h	Local Time
1		18.612	33.064	27.257		187,8	13:37'08.692
2	36.864	18.303	31.476	26.888	1'53.531	190,8	13:39'02.223
3	36.805	18.422	31.422	26.790	1'53.439	186,5	13:40'55.662
4	36.269	18.386	31.496	27.103	1'53.254	186,5	13:42'48.916
5	36.707	18.850	31.492	46.092	2'13.141P	180,9	13:45'02.057
6	2'34.174	18.438	31.299	27.089	3'51.000P	185,9	13:48'53.057
7	36.369	18.373	30.959	26.830	1'52.531	186,2	13:50'45.588
8	36.119	18.282	31.005	26.896	1'52.302	187,8	13:52'37.890
9	36.226	18.319	31.170	26.832	1'52.547	188,2	13:54'30.437
10	36.610	18.659	31.734	43.758	2'10.761P	185,9	13:56'41.198
11	1'52.664	18.150	30.827	26.761	3'08.402P	190,5	13:59'49.600
12	35.931	18.274	30.703	26.544	1'51.452	190,1	14:01'41.052
13	36.112	18.252	31.188	27.636	1'53.188	194,9	14:03'34.240
14	36.431	18.730	30.771	26.688	1'52.620	191,8	14:05'26.860

12 M. VINCZE [1'51.917]

Lap	Seg1	Seg2	Seg3	Seg4	Lap Time	km/h	Local Time
1		19.683	32.696	27.319		175,0	13:37'17.160
2	42.019	18.583	31.355	26.913	1'58.870	186,2	13:39'16.030
3	36.352	18.467	31.630	27.042	1'53.491	187,2	13:41'09.521
4	36.318	18.310	31.321	26.860	1'52.809	187,5	13:43'02.330
5	36.535	18.365	31.347	26.974	1'53.221	188,2	13:44'55.551
6	36.197	18.481	31.227	26.834	1'52.739	186,5	13:46'48.290
7	36.040	18.242	30.933	26.702	1'51.917	188,2	13:48'40.207
8	36.890	18.330	30.830	26.703	1'52.753	185,6	13:50'32.960
9	39.845	18.823	31.714	37.691	2'08.073P	182,1	13:52'41.033
10	2'09.588	18.782	31.423	27.032	3'26.825CP	184,0	13:56'07.858
11	36.365	18.517	31.258	27.070	1'53.210	184,6	13:58'01.068
12	36.424	18.490	31.222	26.801	1'52.937	183,7	13:59'54.005
13	36.352	18.462	31.095	27.074	1'52.983	184,0	14:01'46.988
14	36.209	18.510	31.169	27.216	1'53.104	182,7	14:03'40.092
15	36.272	18.543	31.002	26.910	1'52.727	183,1	14:05'32.819

13 L. RAMMERSTORFER [1'56.552]

Lap	Seg1	Seg2	Seg3	Seg4	Lap Time	km/h	Local Time
1		19.014	34.410	28.750		183,4	13:37'07.009
2	38.320	19.301	32.811	28.047	1'58.479	184,3	13:39'05.488
3	38.839	18.957	33.078	27.962	1'58.836	182,4	13:41'04.324
4	38.517	19.233	32.570	27.682	1'58.002	182,4	13:43'02.326
5	38.407	19.214	33.313	28.491	1'59.425	183,1	13:45'01.751
6	38.968	19.357	32.419	28.346	1'59.090	180,6	13:47'00.841
7	38.857	19.053	33.174	28.971	2'00.055	181,5	13:49'00.896
8	38.957	19.036	32.706	28.122	1'58.821	182,7	13:50'59.717
9	38.356	18.758	32.160	27.827	1'57.101	183,4	13:52'56.818
10	39.069	19.859	33.843	28.952	2'01.723	169,8	13:54'58.541
11	38.939	21.069	33.841	30.648	2'04.497C	174,2	13:57'03.038
12	38.467	18.858	32.136	27.776	1'57.237	183,7	13:59'00.275
13	39.169	18.963	32.653	28.522	1'59.307	181,5	14:00'59.582
14	38.283	19.614	32.522	28.963	1'59.382	174,8	14:02'58.964
15	38.361	19.070	32.320	27.918	1'57.669	180,6	14:04'56.633
16	38.047	18.893	32.051	27.561	1'56.552	181,8	14:06'53.185

16 K. SCHOO [1'52.907]

Lap	Seg1	Seg2	Seg3	Seg4	Lap Time	km/h	Local Time
1		19.076	32.600	28.845		186,2	13:37'06.164
2	37.235	18.785	32.028	27.520	1'55.568	186,2	13:39'01.732
3	36.771	18.705	31.744	27.027	1'54.247	187,2	13:40'55.979
4	36.809	18.754	31.726	27.287	1'54.576	190,5	13:42'50.555
5	36.419	18.712	31.410	27.309	1'53.850	191,2	13:44'44.405
6	36.267	18.669	31.357	27.320	1'53.613	187,2	13:46'38.018
7	36.497	18.725	31.450	27.022	1'53.694	186,2	13:48'31.712
8	36.409	18.404	31.206	26.888	1'52.907	188,5	13:50'24.619
9	36.313	18.556	31.481	26.829	1'53.179	189,1	13:52'17.798
10	36.487	18.472	31.265	26.716	1'52.940	187,5	13:54'10.738

23 L. PONTILLO [1'56.798]

Lap	Seg1	Seg2	Seg3	Seg4	Lap Time	km/h	Local Time
1		19.763	33.578	28.365		179,1	13:37'09.550
2	38.568	19.773	32.830	28.336	1'59.507	180,3	13:39'09.057
3	38.479	19.368	33.097	28.864	1'59.808	178,5	13:41'08.865
4	38.462	19.187	33.548	28.595	1'59.792	179,4	13:43'08.657
5	38.973	19.355	33.152	28.605	2'00.085	180,3	13:45'08.742
6	38.621	19.621	32.995	28.649	1'59.886	177,9	13:47'08.628
7	39.067	19.756	33.440	28.586	2'00.849	173,6	13:49'09.477
8	38.475	19.187	33.119	28.299	1'59.080	178,8	13:51'08.557
9	38.252	19.180	32.893	28.409	1'58.734	178,8	13:53'07.291
10	37.819	19.128	33.122	28.437	1'58.506	182,1	13:55'05.797
11	38.457	19.743	33.360	28.112	1'59.672C	179,7	13:57'05.469
12	37.567	18.954	32.346	27.931	1'56.798	180,3	13:59'02.267
13	37.492	19.514	32.192	28.067	1'57.265	183,7	14:00'59.532
14	38.351	19.269	32.817	48.376	2'18.813P	176,8	14:03'18.345
15	1'20.042	20.373	33.567	28.354	2'42.336P	174,5	14:06'00.681

25 K. GUNDERMANN [1'53.999]

Lap	Seg1	Seg2	Seg3	Seg4	Lap Time	km/h	Local Time
1		19.226	33.172	28.153		185,9	13:37'11.427
2	37.724	18.791	32.483	28.690	1'57.688	187,2	13:39'09.115
3	37.565	18.881	32.314	27.751	1'56.511	185,6	13:41'05.626
4	37.252	18.735	32.135	27.633	1'55.755	186,2	13:43'01.381
5	36.899	18.387	31.851	27.489	1'54.626	191,8	13:44'56.007
6	36.859	18.719	32.008	27.856	1'55.442	185,2	13:46'51.449
7	37.476	18.832	32.282	27.797	1'56.387	182,7	13:48'47.836
8	37.134	18.783	31.802	27.545	1'55.264	184,0	13:50'43.100
9	36.974	18.800	31.992	27.326	1'55.092	185,2	13:52'38.192
10	36.911	18.362	31.822	27.276	1'54.371	187,8	13:54'32.563
11	37.218	18.745	32.701	43.441	2'12.105CP	184,6	13:56'44.668
12	1'50.956	18.557	31.785	27.465	3'08.763P	185,2	13:59'53.431
13	37.043	18.568	31.258	27.130	1'53.999	186,9	14:01'47.430
14	36.627	18.540	31.769	27.489	1'54.425	184,6	14:03'41.855
15	37.030	18.839	31.754	27.726	1'55.349	184,0	14:05'37.204

27 A. NATIVI [1'53.136]

Lap	Seg1	Seg2	Seg3	Seg4	Lap Time	km/h	Local Time
1		19.029	32.477	27.392		186,2	13:37'08.020
2	37.324	18.822	31.535	26.861	1'54.542	188,5	13:39'02.562
3	36.790	18.533	31.233	27.006	1'53.562	192,5	13:40'56.124
4	36.583	18.381	31.386	26.813	1'53.163	188,8	13:42'49.287
5	36.793	18.749	31.273	39.171	2'05.986P	191,2	13:44'55.273
6	1'34.797	18.639	31.792	27.470	2'52.698P	187,2	13:47'47.971
7	36.888	18.346	31.651	27.158	1'54.043	189,1	13:49'42.014
8	37.079	18.465	31.512	27.039	1'54.095	189,1	13:51'36.109
9	36.828	18.350	31.517	27.043	1'53.738	190,8	13:53'29.847
10	37.713	19.421	32.854	38.526	2'08.514P	183,1	13:55'38.361
11	2'40.846	20.529	35.795	29.395	4'06.565P	166,7	13:59'44.926

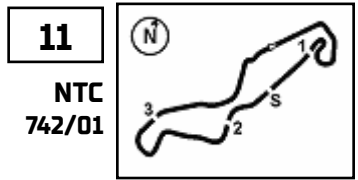




NORTHERN TALENT CUP

Pirelli Dutch Round, 21-23 April 2023

Chronological Analysis Free Practice 2nd Session



TT Circuit Assen 4.542 m

2 / 3

12	41.718	18.523	31.348	27.006	1'58.595	189,1	14:01'43.521
13	36.424	18.393	31.051	27.268	1'53.136	187,8	14:03'36.657
14	36.354	18.504	31.232	27.332	1'53.422	187,5	14:05'30.079

4	37.496	18.976	31.576	26.772	1'54.820	186,5	13:42'50.246
5	36.407	18.907	30.957	27.319	1'53.590	188,5	13:44'43.836
6	36.291	18.644	31.120	26.964	1'53.019	187,8	13:46'36.855
7	36.854	18.930	31.458	27.056	1'54.298	184,3	13:48'31.153
8	36.628	18.559	31.154	26.938	1'53.279	186,9	13:50'24.432
9	36.383	18.534	31.391	26.801	1'53.109	188,2	13:52'17.541
10	36.530	18.407	31.410	26.721	1'53.068	189,5	13:54'10.609
11	36.473	18.429	31.476	26.973	1'53.351	187,5	13:56'03.960
12	36.447	18.377	31.383	26.999	1'53.206	188,8	13:57'57.166
13	36.005	18.393	30.934	27.003	1'52.335	197,1	13:59'49.501
14	35.753	18.309	30.735	27.356	1'52.153	192,9	14:01'41.654
15	35.868	18.182	31.320	27.090	1'52.460	192,5	14:03'34.114
16	36.185	18.599	30.885	26.720	1'52.389	187,5	14:05'26.503

29 F. NOVOTNY [1'52.618]

Lap	Seg.1	Seg.2	Seg.3	Seg.4	Lap Time	km/h	Local Time
1		19.312	32.679	27.969		179,4	13:38'41.869
2	37.397	18.519	31.676	27.461	1'55.053	183,4	13:40'36.922
3	36.932	18.428	31.448	27.236	1'54.044	183,1	13:42'30.966
4	44.821	18.943	32.111	36.736	2'12.611P	180,0	13:44'43.577
5	55.499	18.907	31.582	27.685	2'13.673P	179,4	13:46'57.250
6	36.671	18.537	31.217	27.091	1'53.516	180,9	13:48'50.766
7	36.151	18.416	31.097	26.954	1'52.618	182,7	13:50'43.384
8	37.003	18.606	31.933	27.754	1'55.296	182,4	13:52'38.680
9	36.646	18.366	31.861	26.834	1'53.707	191,8	13:54'32.387
10	42.377	19.485	32.519	36.115	2'10.496CP	186,2	13:56'42.883
11	1'52.005	18.591	31.432	27.219	3'09.247P	182,4	13:59'52.130
12	36.282	18.422	31.428	27.223	1'53.355	182,4	14:01'45.485
13	36.433	18.473	31.197	27.404	1'53.507	180,9	14:03'38.992
14	36.361	18.614	31.776	27.343	1'54.094	181,2	14:05'33.086

46 M. MASILI [1'52.442]

Lap	Seg.1	Seg.2	Seg.3	Seg.4	Lap Time	km/h	Local Time
1			20.891	34.676	27.507		13:37'21.428
2	36.696	18.551	31.567	27.309	1'54.123	187,2	13:39'15.551
3	36.375	18.415	31.177	27.154	1'53.121	186,9	13:41'08.672
4	36.529	18.242	31.409	26.592	1'52.772	190,5	13:43'01.444
5	36.530	18.036	30.818	27.058	1'52.442	192,9	13:44'53.886
6	36.816	18.508	31.097	27.123	1'53.544	187,2	13:46'47.430
7	36.342	18.296	31.052	26.817	1'52.507	187,5	13:48'39.937
8	36.549	18.417	31.113	26.876	1'52.955	186,2	13:50'32.892
9	42.250	19.050	31.301	39.350	2'11.951P	180,0	13:52'44.843
10	2'37.270	20.520	31.968	27.617	3'57.375CP	180,6	13:56'42.218
11	36.348	18.412	31.055	26.731	1'52.546	185,9	13:58'34.764
12	46.493	20.606	32.436	37.564	2'17.099P	168,5	14:00'51.863
13	1'00.504	23.353	35.211	27.021	2'26.089P	130,9	14:03'17.952
14	36.442			43.804	2'53.163P	184,9	14:06'11.115

36 J. VAN CRUGTEN [1'51.532]

Lap	Seg.1	Seg.2	Seg.3	Seg.4	Lap Time	km/h	Local Time
1		18.784	31.813	27.049		187,8	13:37'21.660
2	36.657	18.465	31.511	26.854	1'53.487	190,1	13:39'15.147
3	36.369	18.310	31.007	27.359	1'53.045	186,9	13:41'08.192
4	36.454	18.172	31.570	26.747	1'52.943	186,5	13:43'01.135
5	36.366	18.240	30.850	27.601	1'53.057	187,2	13:44'54.192
6	36.972	18.344	30.813	26.854	1'52.983	189,5	13:46'47.175
7	36.469	18.301	30.972	27.225	1'52.967	184,3	13:48'40.142
8	37.594	18.583	30.918	42.035	2'09.130P	187,2	13:50'49.272
9	2'07.823	18.277	30.973	26.722	3'23.795P	187,2	13:54'13.067
10	36.445	18.096	30.939	26.569	1'52.049C	192,2	13:56'05.116
11	36.213	18.149	30.801	26.524	1'51.687	188,2	13:57'56.803
12	36.147	18.212	30.797	26.376	1'51.532	189,8	13:59'48.335
13	36.268	18.316	30.741	26.765	1'52.090	185,6	14:01'40.425
14	36.423	18.451	31.011	26.931	1'52.816	185,2	14:03'33.241
15	36.349	18.531	30.903	26.654	1'52.437	184,0	14:05'25.678

48 L. PHOMMARA [1'51.849]

Lap	Seg.1	Seg.2	Seg.3	Seg.4	Lap Time	km/h	Local Time
1			18.830	31.598	27.035	183,4	13:37'21.202
2	36.565	18.454	31.070	26.968	1'53.057	186,9	13:39'14.259
3	36.250	18.793	31.959	27.462	1'54.464	182,1	13:41'08.723
4	36.119	18.092	31.751	26.813	1'52.775	191,5	13:43'01.498
5	36.189	18.159	30.800	27.470	1'52.618	191,2	13:44'54.116
6	36.206	18.947	31.786	26.984	1'53.923	183,4	13:46'48.039
7	35.938	18.152	31.005	26.812	1'51.907	191,2	13:48'39.946
8	37.459	18.529	31.029	40.546	2'07.563P	183,4	13:50'47.509
9	2'08.601	18.344	31.320	26.637	3'24.902P	188,2	13:54'12.411
10	36.367	18.435	30.849	26.617	1'52.268	185,2	13:56'04.679
11	35.901	18.286	31.345	26.317	1'51.849	189,8	13:57'56.528
12	35.977	18.483	30.729	26.705	1'51.894	183,7	13:59'48.422
13	36.374	18.293	30.755	26.952	1'52.374	189,1	14:01'40.796
14	36.257	18.300	31.951	26.965	1'53.473	190,8	14:03'34.269
15	36.254	18.665	30.627	26.903	1'52.449	188,8	14:05'26.718

53 L. PHOMMARA [1'52.046]

Lap	Seg.1	Seg.2	Seg.3	Seg.4	Lap Time	km/h	Local Time
1		19.264	33.061	27.364		187,8	13:37'11.016
2	37.504	19.237	32.460	27.387	1'56.588	190,8	13:39'07.604
3	37.311	18.900	32.661	27.414	1'56.286	189,5	13:41'03.890
4	37.191	18.542	31.962	27.125	1'54.820	187,2	13:42'58.710
5	37.238	18.596	31.955	27.511	1'55.300	188,5	13:44'54.010
6	36.926	18.873	31.804	27.185	1'54.788	190,1	13:46'48.798
7	36.400	18.470	31.092	26.957	1'52.919	188,5	13:48'41.717
8	36.623	18.311	31.090	41.258	2'07.282P	189,8	13:50'48.999
9	2'06.786	18.458	31.502	26.851	3'23.597P	190,1	13:54'12.596
10	36.628	18.192	31.387	26.398	1'52.605C	193,2	13:56'05.201
11	36.378	18.270	31.182	26.320	1'52.150	194,6	13:57'57.351
12	36.119	18.221	30.905	26.801	1'52.046	195,7	13:59'49.397

42 J. FRELLSEN [1'52.153]

Lap	Seg.1	Seg.2	Seg.3	Seg.4	Lap Time	km/h	Local Time
1		18.916	32.109	27.179		188,2	13:37'07.281
2	36.480	18.715	31.683	27.254	1'54.132	188,8	13:39'01.413
3	36.723	18.701	31.372	27.217	1'54.013	187,2	13:40'55.426

21/04/2023

P = Pits In/Out - C = Lap Time Cancelled

FICR PERUGIA TIMING





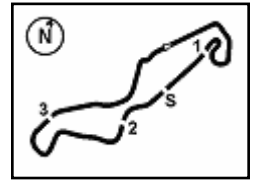
NORTHERN TALENT CUP

Pirelli Dutch Round, 21-23 April 2023

Chronological Analysis Free Practice 2nd Session

11

NTC
742/01



TT Circuit Assen 4.542 m

3 / 3

13	36.698	18.323	31.039	26.899	1'52.959	189,1	14:01'42.356	5	36.690	18.538	31.223	37.315	2'03.766P	189,8	13:44'53.638
14	36.433	18.283	31.138	27.041	1'52.895	189,5	14:03'35.251	6	2'36.467	19.348	32.490	27.999	3'56.304P	181,5	13:48'49.942
15	36.450	18.380	30.966	26.820	1'52.616	188,2	14:05'27.867	7	40.430	18.775	31.429	27.151	1'57.785	182,4	13:50'47.727
								8	36.127	18.643	31.510	27.134	1'53.414	185,6	13:52'41.141
								9	36.503	18.307	31.414	27.034	1'53.258	187,5	13:54'34.399

55 A. ZELENAK (1'54.078)

Lap	Seg.1	Seg.2	Seg.3	Seg.4	Lap Time	km/h	Local Time
1		19.221	32.005	27.820		181,2	13:37'01.688
2	37.540	18.987	31.950	27.647	1'56.124	180,6	13:38'57.812
3	37.484	18.944	31.639	27.769	1'55.836	180,9	13:40'53.648
4	37.314	19.019	31.844	27.283	1'55.460	179,4	13:42'49.108
5	37.248	18.869	31.164	27.612	1'54.893	183,1	13:44'44.001
6	36.829	18.717	31.201	27.331	1'54.078	183,1	13:46'38.079
7	36.960	19.039	31.597	27.469	1'55.065	178,8	13:48'33.144
8	36.999	18.895	31.373	39.661	2'06.928P	180,0	13:50'40.072
9	3'59.092	19.566	32.856	28.197	5'19.711P	175,0	13:55'59.783
10	45.683	18.837	31.909	27.505	2'03.934	180,9	13:58'03.717
11	37.329	18.963	31.814	27.703	1'55.809	178,8	13:59'59.526
12	37.264	18.992	31.616	28.000	1'55.872	178,8	14:01'55.398
13	37.411	18.969	32.454	28.467	1'57.301	179,1	14:03'52.699
14	37.580	20.262	33.602	41.389	2'12.833P	176,2	14:06'05.532

57 K. HOLZER (1'52.413)

Lap	Seg.1	Seg.2	Seg.3	Seg.4	Lap Time	km/h	Local Time
1							13:37'08.478
2	37.866	18.848	32.351	27.490	1'56.555	185,6	13:39'05.033
3	36.898	18.704	31.584	27.166	1'54.352	184,9	13:40'59.385
4	36.454	18.684	31.307	26.791	1'53.236	184,3	13:42'52.621
5	36.429			27.806	2'09.458	184,9	13:45'02.079
6	38.660	18.767	31.147	26.970	1'55.544	183,7	13:46'57.623
7	36.499	18.575	31.279	27.091	1'53.444	188,2	13:48'51.067
8	36.342	18.402	31.017	26.652	1'52.413	186,5	13:50'43.480
9	37.070	18.820	31.668	27.435	1'54.993	180,0	13:52'38.473
10	36.582	18.449	32.236	27.068	1'54.335	188,5	13:54'32.808
11	42.326	19.066	32.778	27.836	2'02.006C	186,9	13:56'34.814
12	36.162	18.448	31.492	32.981	1'59.083P	184,9	13:58'33.897
13	1'32.106	18.857	31.354	27.046	2'49.363P	183,7	14:01'23.260

81 D. KRABACHER (1'56.443)

Lap	Seg.1	Seg.2	Seg.3	Seg.4	Lap Time	km/h	Local Time
1		19.450	33.095	28.349		190,1	13:37'07.587
2	38.375	19.253	32.846	28.101	1'58.575	186,9	13:39'06.162
3	38.608	19.643	32.448	28.313	1'59.012	186,2	13:41'05.174
4	38.311	19.162	32.740	27.959	1'58.172	188,8	13:43'03.346
5	38.171	19.157	32.762	28.576	1'58.666	186,5	13:45'02.012
6	38.892	19.415	32.405	28.352	1'59.064	182,7	13:47'01.076
7	38.930	19.209	32.874	28.960	1'59.973	184,6	13:49'01.049
8	38.060	19.156	32.706	28.367	1'58.289	183,1	13:50'59.338
9	38.546	19.647	32.402	27.748	1'58.343	175,0	13:52'57.681
10	38.585	19.285	34.122	29.545	2'01.537	184,0	13:54'59.218
11	38.561	20.175	33.645	30.915	2'03.296C	182,7	13:57'02.514
12	38.095	19.042	32.498	28.056	1'57.691	184,6	13:59'00.205
13	39.251	19.650	32.896	28.090	1'59.887	180,6	14:01'00.092
14	38.435	19.442	32.866	28.787	1'59.530	176,8	14:02'59.622
15	38.192	19.638	32.836	28.208	1'58.874	182,1	14:04'58.496
16	37.658	19.168	31.937	27.680	1'56.443	182,7	14:06'54.939

95 M. SCHMID (1'53.258)

Lap	Seg.1	Seg.2	Seg.3	Seg.4	Lap Time	km/h	Local Time
1		19.702	32.558	27.881		182,7	13:37'06.609
2	37.119	18.916	31.927	27.368	1'55.330	187,2	13:39'01.939
3	37.056	18.826	31.238	27.237	1'54.357	183,4	13:40'56.296
4	36.686	18.562	31.436	26.892	1'53.576	191,5	13:42'49.872

21/04/2023

P = Pits In/Out - C = Lap Time Cancelled

FICR PERUGIA TIMING





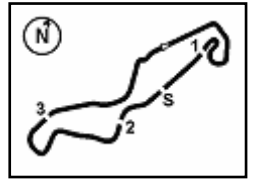
NORTHERN TALENT CUP

Pirelli Dutch Round, 21-23 April 2023

Weather Report Free Practice 2nd Session

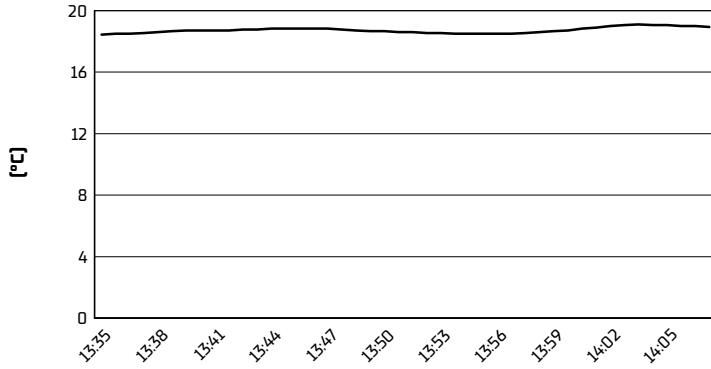
Session started 13:35 - Session ended 14:08

12
NTC
742/01

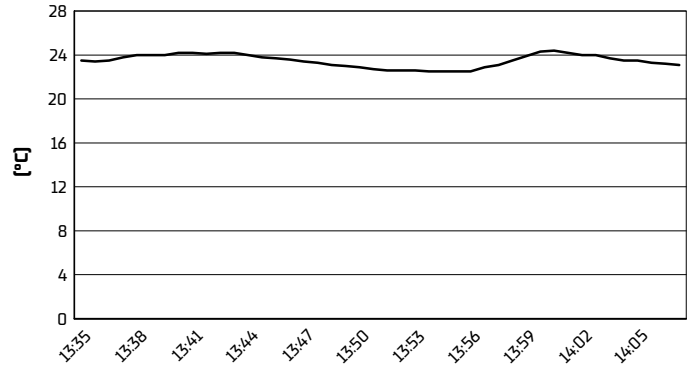


TT Circuit Assen 4.542 m


Air Temperature



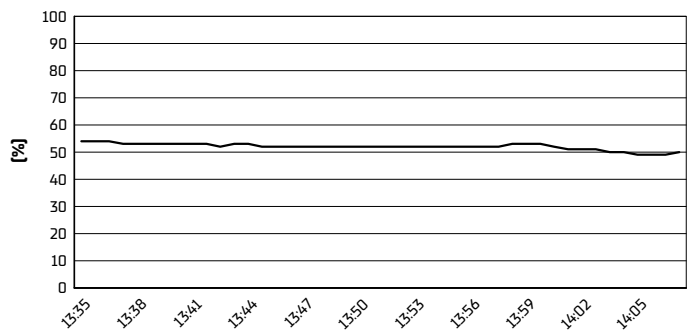
Track Temperature



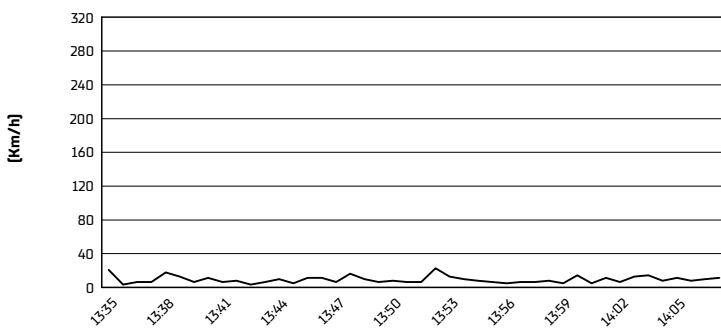
Air Pressure



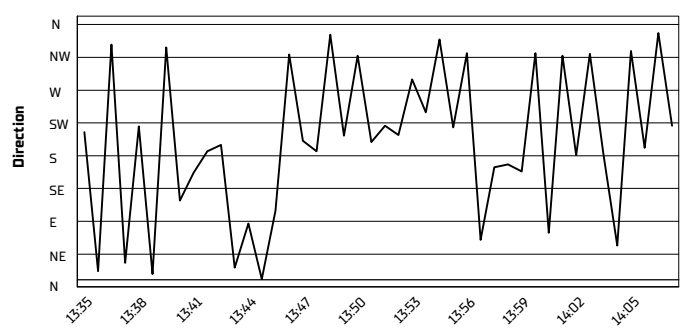
Humidity



Wind Speed



Wind Direction



21/04/2023

