

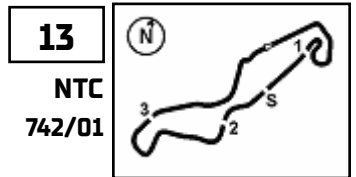
3	<b>42</b> FRELSEN J. KTM 1'50.988	2	<b>7</b> CASPAR SESSLER R. KTM 1'50.887	1	<b>48</b> PHOMMARA L. KTM 1'50.691	<b>1</b>
6	<b>95</b> SCHMID M. KTM 1'51.449	5	<b>36</b> VAN CRUGTEN J. KTM 1'51.158	4	<b>29</b> NOVOTNY F. KTM 1'51.048	<b>2</b>
9	<b>27</b> NATIVI A. KTM 1'51.769	8	<b>46</b> MASILI M. KTM 1'51.555	7	<b>12</b> VINCZE M. KTM 1'51.530	<b>3</b>
12	<b>16</b> SCHOO K. KTM 1'52.715	11	<b>53</b> PHOMMARA L. KTM 1'52.224	10	<b>57</b> HOLZER K. KTM 1'51.968	<b>4</b>
15	<b>41</b> DEKKERS L. KTM 1'54.553	14	<b>25</b> GUNDERMANN K. KTM 1'54.161	13	<b>55</b> ZELENAK A. KTM 1'53.394	<b>5</b>
18	<b>81</b> KRABACHER D. KTM 1'55.864	17	<b>4</b> WANNENMACHER N. KTM 1'55.441	16	<b>13</b> RAMMERSTORFER L. KTM 1'55.419	<b>6</b>
				19	<b>23</b> PONTILLO L. KTM 1'56.145	<b>7</b>



# NORTHERN TALENT CUP

## Pirelli Dutch Round, 21-23 April 2023

### Results Qualifying



TT Circuit Assen 4.542 m

1 / 2

No.	Rider	Nat	Team	Bike	Time	Gap	Rel.	Laps	Speed	
									Avg	Max
1	<b>48</b> L. <b>PHOMMARA</b>	SUI	Team Phommara	KTM	<b>1'50.691</b>			14	147,719	<b>188,8</b>
2	<b>7</b> R. <b>CASPAR SESSLER</b>	GER	MCA Racing	KTM	<b>1'50.887</b>	0.196	0.196	15	147,458	<b>192,5</b>
3	<b>42</b> J. <b>FRELLSEN</b>	DEN	MCA Racing	KTM	<b>1'50.988</b>	0.297	0.101	15	147,324	<b>194,9</b>
4	<b>29</b> F. <b>NOVOTNY</b>	CZE	DG Corse	KTM	<b>1'51.048</b>	0.357	0.060	13	147,244	<b>190,5</b>
5	<b>36</b> J. <b>VAN CRUGTEN</b>	NED	BB64 Academy	KTM	<b>1'51.158</b>	0.467	0.110	12	147,099	<b>191,2</b>
6	<b>95</b> M. <b>SCHMID</b>	SUI	Team Schmid	KTM	<b>1'51.449</b>	0.758	0.291	14	146,715	<b>189,5</b>
7	<b>12</b> M. <b>VINCZE</b>	HUN	VM Racing Team	KTM	<b>1'51.530</b>	0.839	0.081	15	146,608	<b>191,8</b>
8	<b>46</b> M. <b>MASILI</b>	ITA	Fairium Next Generation Reders Team	KTM	<b>1'51.555</b>	0.864	0.025	14	146,575	<b>193,2</b>
9	<b>27</b> A. <b>NATIVI</b>	FRA	CTM 83 Junior Team	KTM	<b>1'51.769</b>	1.078	0.214	15	146,295	<b>193,2</b>
10	<b>57</b> K. <b>HOLZER</b>	AUT	HK Racing	KTM	<b>1'51.968</b>	1.277	0.199	15	146,035	<b>190,8</b>
11	<b>53</b> L. <b>PHOMMARA</b>	SUI	Team Phommara	KTM	<b>1'52.224</b>	1.533	0.256	14	145,701	<b>197,1</b>
12	<b>16</b> K. <b>SCHOO</b>	NED	KS Racing	KTM	<b>1'52.715</b>	2.024	0.491	14	145,067	<b>193,2</b>
13	<b>55</b> A. <b>ZELENAK</b>	GER	JRP Academy Racing Team	KTM	<b>1'53.394</b>	2.703	0.679	13	144,198	<b>186,9</b>
14	<b>25</b> K. <b>GUNDERMANN</b>	SUI	KG Racing	KTM	<b>1'54.161</b>	3.470	0.767	14	143,229	<b>192,2</b>
15	<b>41</b> L. <b>DEKKERS</b>	BEL	Junior Black Knights	KTM	<b>1'54.553</b>	3.862	0.392	14	142,739	<b>186,5</b>
16	<b>13</b> L. <b>RAMMERSTORFER</b>	AUT	Heating Factory Youngsters	KTM	<b>1'55.419</b>	4.728	0.866	14	141,668	<b>185,2</b>
17	<b>4</b> N. <b>WANNENMACHER</b>	AUT	KTM Braumandl	KTM	<b>1'55.441</b>	4.750	0.022	14	141,641	<b>189,5</b>
18	<b>81</b> D. <b>KRABACHER</b>	AUT	Kini Bikeworld	KTM	<b>1'55.864</b>	5.173	0.423	13	141,124	<b>187,5</b>
19	<b>23</b> L. <b>PONTILLO</b>	BEL	Junior Black Knights	KTM	<b>1'56.145</b>	5.454	0.281	13	140,783	<b>186,9</b>

Qualifying Lap Time (107% of 1'50.691): 1'58.440

AIR	Humidity:	38%	Temp:	20°C
TRACK	Condition:	Dry	Temp:	20°C

21/04/2023	Start 18:05	End 18:40	The results are provisional until the end of the time limit for protests and appeals and the completion of the technical checks.
------------	----------------	--------------	--



FICR PERUGIA TIMING

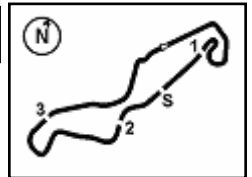




# NORTHERN TALENT CUP

## Pirelli Dutch Round, 21-23 April 2023

### Results Qualifying

**13****NTC**  
**742/01**

TT Circuit Assen 4.542 m

2 / 2

### Session Highlights

Local Time	No. Rider	Description
18.05.00		Start
18.18.17	<b>13</b> L. <b>RAMMERSTORFER</b>	Lap Cancelled [1'55.957] - Exceeded Track Limits - Turn 17
18.18.29	<b>13</b> L. <b>RAMMERSTORFER</b>	Lap Cancelled [1'56.423] - Exceeded Track Limits on Previous Lap - Turn 17
18.33.19	<b>36</b> J. <b>VAN CRUGTEN</b>	Crashed - Turn 11
18.36.13	<b>27</b> A. <b>NATIVI</b>	Lap Cancelled [2'00.190] - Yellow Flag - Turn 11
18.36.18	<b>41</b> L. <b>DEKKERS</b>	Lap Cancelled [1'56.005] - Yellow Flag - Turn 11
18.36.23	<b>23</b> L. <b>PONTILLO</b>	Lap Cancelled [1'58.666] - Yellow Flag - Turn 11
18.36.28	<b>25</b> K. <b>GUNDERMANN</b>	Lap Cancelled [1'55.732] - Yellow Flag - Turn 11
18.36.33	<b>46</b> M. <b>MASILI</b>	Lap Cancelled [1'56.530] - Yellow Flag - Turn 11
18.36.43	<b>12</b> M. <b>VINCZE</b>	Lap Cancelled [1'56.730] - Yellow Flag - Turn 11
18.37.20	<b>4</b> N. <b>WANNENMACHER</b>	Lap Cancelled [1'56.729] - Exceeded Track Limits - Turn 17
18.40.02		End Of Session

### Fastest Laps Sequence

No.	Rider	Nat	Team	Bike	Local Time	Time	Gap	Avg
<b>48</b>	L. <b>PHOMMARA</b>	SUI	Team Phommara	KTM	18:08'50.300	<b>1'51.432</b>		146,737
<b>7</b>	R. <b>CASPAR SESSLER</b>	GER	MCA Racing	KTM	18:10'46.214	<b>1'51.325</b>	-0.107	146,878
<b>42</b>	J. <b>FRELLSEN</b>	DEN	MCA Racing	KTM	18:12'41.420	<b>1'50.988</b>	-0.337	147,324
<b>48</b>	L. <b>PHOMMARA</b>	SUI	Team Phommara	KTM	18:14'26.154	<b>1'50.691</b>	-0.297	147,719

21/04/2023      Start 18:05      End 18:40

The results are provisional until the end of the time limit for protests and appeals and the completion of the technical checks.



FICR PERUGIA TIMING



BEST LAP			
1	48 PHOMMARA	Lenoxx	KTM 1'50.691
2	7 CASPAR SESSLER	Rocco	KTM 1'50.887
3	42 FRELLSEN	Julius	KTM 1'50.988
4	29 NOVOTNY	Filip	KTM 1'51.048
5	36 VAN CRUGTEN	Jurrien	KTM 1'51.158
6	95 SCHMID	Maxime	KTM 1'51.449
7	12 VINCZE	Martin	KTM 1'51.530
8	46 MASILI	Matteo	KTM 1'51.555
9	27 NATIVI	Antoine	KTM 1'51.769
10	57 HOLZER	Kilian	KTM 1'51.968
11	53 PHOMMARA	Levin	KTM 1'52.224
12	16 SCHOO	Kvano	KTM 1'52.715
13	55 ZELENAK	Anakin	KTM 1'53.394
14	25 GUNDERMANN	Kimi-Nikita	KTM 1'54.161
15	41 DEKKERS	Loris	KTM 1'54.553
16	13 RAMMERSTORFER	Luis	KTM 1'55.419
17	4 WANNENMACHER	Niklas	KTM 1'55.441
18	81 KRABACHER	Daniel	KTM 1'55.864
19	23 PONTILLO	Lorenzo	KTM 1'56.145

SPEED			
1	53 PHOMMARA	Levin	KTM 197,1
2	42 FRELLSEN	Julius	KTM 194,9
3	46 MASILI	Matteo	KTM 193,2
4	27 NATIVI	Antoine	KTM 193,2
5	16 SCHOO	Kvano	KTM 193,2
6	7 CASPAR SESSLER	Rocco	KTM 192,5
7	25 GUNDERMANN	Kimi-Nikita	KTM 192,2
8	12 VINCZE	Martin	KTM 191,8
9	36 VAN CRUGTEN	Jurrien	KTM 191,2
10	57 HOLZER	Kilian	KTM 190,8
11	29 NOVOTNY	Filip	KTM 190,5
12	95 SCHMID	Maxime	KTM 189,5
13	4 WANNENMACHER	Niklas	KTM 189,5
14	48 PHOMMARA	Lenoxx	KTM 188,8
15	81 KRABACHER	Daniel	KTM 187,5
16	23 PONTILLO	Lorenzo	KTM 186,9
17	55 ZELENAK	Anakin	KTM 186,9
18	41 DEKKERS	Loris	KTM 186,5
19	13 RAMMERSTORFER	Luis	KTM 185,2

SEG. 1		
1	48 PHOMMARA	Lenoxx 35.495
2	42 FRELLSEN	Julius 35.596
3	7 CASPAR SESSLER	Roc 35.798
4	36 VAN CRUGTEN	Jurrien 35.829
5	27 NATIVI	Antoine 35.845
6	95 SCHMID	Maxime 35.895
7	46 MASILI	Matteo 35.921
8	12 VINCZE	Martin 35.927
9	29 NOVOTNY	Filip 36.046
10	57 HOLZER	Kilian 36.063
11	53 PHOMMARA	Levin 36.202
12	16 SCHOO	Kvano 36.206
13	55 ZELENAK	Anakin 36.494
14	25 GUNDERMANN	Kimi-Nik 36.738
15	41 DEKKERS	Loris 36.823
16	4 WANNENMACHER	Nikla 36.896
17	81 KRABACHER	Daniel 37.158
18	23 PONTILLO	Lorenzo 37.352
19	13 RAMMERSTORFER	Lui 37.360

SEG. 2		
1	46 MASILI	Matteo 17.935
2	42 FRELLSEN	Julius 17.936
3	12 VINCZE	Martin 18.030
4	29 NOVOTNY	Filip 18.038
5	7 CASPAR SESSLER	Roc 18.050
6	36 VAN CRUGTEN	Jurrien 18.069
7	48 PHOMMARA	Lenoxx 18.077
8	27 NATIVI	Antoine 18.130
9	57 HOLZER	Kilian 18.190
10	95 SCHMID	Maxime 18.254
11	53 PHOMMARA	Levin 18.255
12	25 GUNDERMANN	Kimi-Nik 18.358
13	55 ZELENAK	Anakin 18.446
14	16 SCHOO	Kvano 18.454
15	13 RAMMERSTORFER	Lui 18.479
16	4 WANNENMACHER	Nikla 18.527
17	41 DEKKERS	Loris 18.744
18	23 PONTILLO	Lorenzo 18.776
19	81 KRABACHER	Daniel 18.823

SEG. 3		
1	48 PHOMMARA	Lenoxx 30.379
2	27 NATIVI	Antoine 30.509
3	7 CASPAR SESSLER	Roc 30.522
4	36 VAN CRUGTEN	Jurrien 30.621
5	42 FRELLSEN	Julius 30.627
6	29 NOVOTNY	Filip 30.706
7	12 VINCZE	Martin 30.740
8	95 SCHMID	Maxime 30.745
9	57 HOLZER	Kilian 30.885
10	46 MASILI	Matteo 30.927
11	53 PHOMMARA	Levin 31.007
12	55 ZELENAK	Anakin 31.060
13	16 SCHOO	Kvano 31.077
14	25 GUNDERMANN	Kimi-Nik 31.300
15	41 DEKKERS	Loris 31.377
16	13 RAMMERSTORFER	Lui 31.815
17	4 WANNENMACHER	Nikla 31.817
18	81 KRABACHER	Daniel 31.846
19	23 PONTILLO	Lorenzo 31.982

SEG. 4		
1	42 FRELLSEN	Julius 26.142
2	29 NOVOTNY	Filip 26.166
3	12 VINCZE	Martin 26.240
4	7 CASPAR SESSLER	Roc 26.330
5	36 VAN CRUGTEN	Jurrien 26.330
6	48 PHOMMARA	Lenoxx 26.347
7	46 MASILI	Matteo 26.378
8	95 SCHMID	Maxime 26.442
9	27 NATIVI	Antoine 26.463
10	57 HOLZER	Kilian 26.480
11	53 PHOMMARA	Levin 26.710
12	55 ZELENAK	Anakin 26.747
13	16 SCHOO	Kvano 26.806
14	25 GUNDERMANN	Kimi-Nik 27.153
15	13 RAMMERSTORFER	Lui 27.359
16	4 WANNENMACHER	Nikla 27.396
17	23 PONTILLO	Lorenzo 27.443
18	81 KRABACHER	Daniel 27.484
19	41 DEKKERS	Loris 27.527



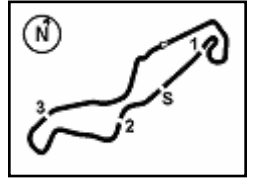
# NORTHERN TALENT CUP

Pirelli Dutch Round, 21-23 April 2023

## Ideal Time Qualifying

16

NTC  
742/01



TT Circuit Assen 4.542 m

No.	Rider	Bike	Seg. 1	Seg. 2	Seg. 3	Seg. 4	Ideal Time		
			Diff. 1	Diff. 2	Diff. 3	Diff. 4	Best Lap	Pos.	Diff.
1	<b>48 PHOMMARA L.</b> (SUI)	KTM	<b>35.495</b> +0.231	18.077 +0.024	<b>30.379</b> +0.069	26.347 +0.069	<b>1'50.298</b> 1'50.691	1	0.393
2	<b>42 FRELSEN J.</b> (DEN)	KTM	35.596 +0.425	17.936 +0.262	30.627	<b>26.142</b>	<b>1'50.301</b> 1'50.988	3	0.687
3	<b>7 CASPAR SESSLER R.</b> ( )	KTM	35.798	18.050	30.522 +0.187	26.330	<b>1'50.700</b> 1'50.887	2	0.187
4	<b>36 VAN CRUGTEN J.</b> (NED)	KTM	35.829 +0.253	18.069	30.621 +0.056	26.330	<b>1'50.849</b> 1'51.158	5	0.309
5	<b>12 VINCZE M.</b> (HUN)	KTM	35.927 +0.179	18.030 +0.130	30.740 +0.206	26.240 +0.078	<b>1'50.937</b> 1'51.530	7	0.593
6	<b>27 NATIVI A.</b> (FRA)	KTM	35.845 +0.158	18.130 +0.057	30.509	26.463 +0.607	<b>1'50.947</b> 1'51.769	9	0.822
7	<b>29 NOVOTNY F.</b> (CZE)	KTM	36.046	18.038 +0.092	30.706	26.166	<b>1'50.956</b> 1'51.048	4	0.092
8	<b>46 MASILI M.</b> (ITA)	KTM	35.921	<b>17.935</b> +0.321	30.927	26.378 +0.073	<b>1'51.161</b> 1'51.555	8	0.394
9	<b>95 SCHMID M.</b> (SUI)	KTM	35.895 +0.027	18.254	30.745 +0.086	26.442	<b>1'51.336</b> 1'51.449	6	0.113
10	<b>57 HOLZER K.</b> (AUT)	KTM	36.063 +0.197	18.190	30.885 +0.016	26.480 +0.137	<b>1'51.618</b> 1'51.968	10	0.350
11	<b>53 PHOMMARA L.</b> (SUI)	KTM	36.202	18.255 +0.019	31.007	26.710 +0.031	<b>1'52.174</b> 1'52.224	11	0.050
12	<b>16 SCHOO K.</b> (NED)	KTM	36.206	18.454 +0.043	31.077 +0.129	26.806	<b>1'52.543</b> 1'52.715	12	0.172
13	<b>55 ZELENAK A.</b> (GER)	KTM	36.494 +0.215	18.446 +0.085	31.060 +0.277	26.747 +0.070	<b>1'52.747</b> 1'53.394	13	0.647
14	<b>25 GUNDERMANN K.</b> (SUI)	KTM	36.738 +0.258	18.358 +0.342	31.300 +0.012	27.153	<b>1'53.549</b> 1'54.161	14	0.612
15	<b>41 DEKKERS L.</b> (BEL)	KTM	36.823 +0.007	18.744	31.377	27.527 +0.075	<b>1'54.471</b> 1'54.553	15	0.082
16	<b>4 WANNENMACHER N.</b> (A)	KTM	36.896 +0.065	18.527 +0.455	31.817 +0.191	27.396 +0.094	<b>1'54.636</b> 1'55.441	17	0.805
17	<b>13 RAMMERSTORFER L.</b> ( )	KTM	37.360	18.479 +0.187	31.815 +0.063	27.359 +0.156	<b>1'55.013</b> 1'55.419	16	0.406
18	<b>81 KRABACHER D.</b> (AUT)	KTM	37.158 +0.011	18.823 +0.195	31.846 +0.096	27.484 +0.251	<b>1'55.311</b> 1'55.864	18	0.553
19	<b>23 PONTILLO L.</b> (BEL)	KTM	37.352	18.776	31.982 +0.080	27.443 +0.512	<b>1'55.553</b> 1'56.145	19	0.592
<b>Overall Ideal Time</b>			<b>35.495</b>	<b>17.935</b>	<b>30.379</b>	<b>26.142</b>	<b>1'49.951</b>		





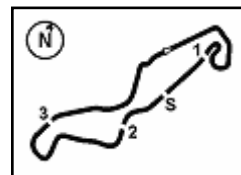




# NORTHERN TALENT CUP

## Pirelli Dutch Round, 21-23 April 2023

### Chronological Analysis Qualifying

**17****NTC  
742/01**

TT Circuit Assen 4.542 m

**3 / 3****53 L. PHOMMARA (1'52.224)**

Lap	Seg.1	Seg.2	Seg.3	Seg.4	Lap Time	km/h	Local Time
1		18.713	32.059	26.812		187,8	18:07'00.749
2	36.462	18.439	31.336	26.738	1'52.975	189,5	18:08'53.724
3	36.458	18.290	31.081	26.804	1'52.633	190,1	18:10'46.357
4	36.917	<b>18.255</b>	31.172	26.799	1'53.143	194,6	18:12'39.500
5	<b>36.202</b>	18.274	<b>31.007</b>	26.741	<b>1'52.224</b>	188,8	18:14'31.724
6	39.493	18.301	31.072	26.915	1'55.781	190,5	18:16'27.505
7	36.535	18.283	31.094	26.966	1'52.878	189,1	18:18'20.383
8	37.496	18.304	31.264	26.896	1'53.960	190,8	18:20'14.343
9	36.541	18.429	31.251	38.031	2'04.252P	189,8	18:22'18.595
10	1'50.496	20.435	32.211	27.314	3'10.456P	159,5	18:25'29.051
11	40.479	18.837	31.413	27.068	1'57.797	184,9	18:27'26.848
12	37.276	19.960	31.543	27.212	1'55.991	166,9	18:29'22.839
13	36.976	18.289	31.864	27.425	1'54.554	<b>197,1</b>	18:31'17.393
14	37.039	18.329	31.804	27.905	1'55.077	187,2	18:33'12.470
15	36.504	18.421	31.067	<b>26.710</b>	1'52.702	188,2	18:35'05.172

8	1'45.049	19.214	32.259	27.596	3'04.118P	183,7	18:22'03.835
9	37.169	19.018	31.942	27.735	<b>1'55.864</b>	186,2	18:23'59.699
10	37.236	19.015	32.116	27.783	1'56.150	184,3	18:25'55.849
11	37.784	18.920	32.462	38.841	2'08.007P	184,0	18:28'03.856
12	1'51.343	19.707	32.843	29.346	3'13.239P	178,5	18:31'17.095
13	38.380	19.040	32.347	28.088	1'57.855	184,9	18:33'14.950
14	<b>37.158</b>	18.982	<b>31.846</b>	27.963	1'55.949	184,9	18:35'10.899

**95 M. SCHMID (1'51.449)**

Lap	Seg.1	Seg.2	Seg.3	Seg.4	Lap Time	km/h	Local Time
1		18.939	31.716	27.240		184,0	18:07'02.526
2	36.240	18.872	31.119	26.946	1'53.177	185,2	18:08'55.703
3	36.065	18.651	30.938	26.946	1'52.600	185,6	18:10'48.303
4	<b>35.895</b>	18.479	31.005	27.074	1'52.453	184,9	18:12'40.756
5	37.029	18.717	<b>30.745</b>	26.612	1'53.103	182,7	18:14'33.859
6	35.922	<b>18.254</b>	30.831	<b>26.442</b>	<b>1'51.449</b>	<b>189,5</b>	18:16'25.308
7	35.941	18.370	30.826	26.679	1'51.816	<b>189,5</b>	18:18'17.124
8	36.940	18.643	30.877	26.801	1'53.261	184,6	18:20'10.385
9	36.012	18.584	31.388	26.929	1'52.913	185,9	18:22'03.298
10	36.716	18.726	31.197	26.872	1'53.511	185,6	18:23'56.809
11	35.970	18.652	31.087	27.063	1'52.772	183,1	18:25'49.581
12	36.480	18.550	31.026	37.177	2'03.233P	185,6	18:27'52.814
13	2'01.915	19.021	31.615	27.765	3'20.316P	181,2	18:31'13.130
14	42.948	18.758	31.640	27.806	2'01.152	184,0	18:33'14.282
15	36.977	18.852	31.615	27.296	1'54.740	183,1	18:35'09.022

**55 A. ZELENAK (1'53.394)**

Lap	Seg.1	Seg.2	Seg.3	Seg.4	Lap Time	km/h	Local Time
1		19.012	31.648	27.326		181,8	18:07'04.560
2	37.044	18.828	31.493	<b>26.747</b>	1'54.112	180,6	18:08'58.672
3	36.663	18.541	31.224	27.042	1'53.470	184,6	18:10'52.142
4	36.984	18.645	<b>31.060</b>	27.083	1'53.772	181,2	18:12'45.914
5	36.709	18.531	31.337	26.817	<b>1'53.394</b>	<b>186,9</b>	18:14'39.308
6	<b>36.494</b>	18.849	31.437	27.262	1'54.042	179,4	18:16'33.350
7	36.887	18.820	31.479	27.801	1'54.987	179,7	18:18'28.337
8	37.899	18.962	32.503	39.389	2'08.753P	181,5	18:20'37.090
9	3'28.742	19.229	32.240	28.273	4'48.484P	177,9	18:25'25.574
10	37.708	19.139	32.393	28.081	1'57.321	180,6	18:27'22.895
11	38.192	19.193	32.408	28.938	1'58.731	179,1	18:29'21.626
12	37.963	18.665	31.743	28.346	1'56.717	185,2	18:31'18.343
13	36.838	<b>18.446</b>	31.836	27.823	1'54.943	186,5	18:33'13.286
14	36.910	18.862	31.732	28.092	1'55.596	179,4	18:35'08.882

**57 K. HOLZER (1'51.968)**

Lap	Seg.1	Seg.2	Seg.3	Seg.4	Lap Time	km/h	Local Time
1		18.544	32.197	26.993		187,5	18:07'00.138
2	36.612	18.510	31.266	27.167	1'53.555	184,9	18:08'53.693
3	36.988	18.335	31.317	<b>26.480</b>	1'53.120	<b>190,8</b>	18:10'46.813
4	36.747	18.227	31.363	26.555	1'52.892	187,8	18:12'39.705
5	36.260	<b>18.190</b>	30.901	26.617	<b>1'51.968</b>	187,5	18:14'31.673
6	39.888	18.354	31.010	26.790	1'56.042	188,2	18:16'27.715
7	36.570	18.203	31.164	27.146	1'53.083	189,5	18:18'20.798
8	36.251	18.568	32.146	26.896	1'53.861	186,9	18:20'14.659
9	36.549	18.305	31.103	26.696	1'52.653	188,8	18:22'07.312
10	36.249	18.384	<b>30.885</b>	26.913	1'52.431	186,2	18:23'59.743
11	<b>36.063</b>	18.283	31.028	26.804	1'52.178	187,2	18:25'51.921
12	36.190	18.334	31.058	35.429	2'01.011P	185,6	18:27'52.932
13	1'17.754	18.931	31.706	32.838	2'41.229P	183,7	18:30'34.161
14	54.875	18.950	31.335	27.458	2'12.618P	181,8	18:32'46.779
15	36.530	18.725	30.996	27.097	1'53.348	185,2	18:34'40.127
16	36.260	18.540	31.248	26.782	1'52.830	184,3	18:36'32.957

**81 D. KRABACHER (1'55.864)**

Lap	Seg.1	Seg.2	Seg.3	Seg.4	Lap Time	km/h	Local Time
1		19.620	33.268	27.693		179,1	18:07'07.394
2	38.015	18.951	32.029	27.736	1'56.731	186,5	18:09'04.125
3	38.162	19.271	32.344	28.047	1'57.824	184,3	18:11'01.949
4	37.641	19.017	32.168	27.702	1'56.528	186,5	18:12'58.477
5	37.696	19.054	31.971	27.507	1'56.228	186,2	18:14'54.705
6	38.038	18.961	31.854	<b>27.484</b>	1'56.337	<b>187,5</b>	18:16'51.042
7	37.723	<b>18.823</b>	32.044	40.085	2'08.675P	186,9	18:18'59.717

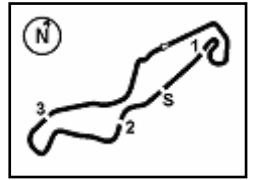
21/04/2023

P = Pits In/Out - C = Lap Time Cancelled

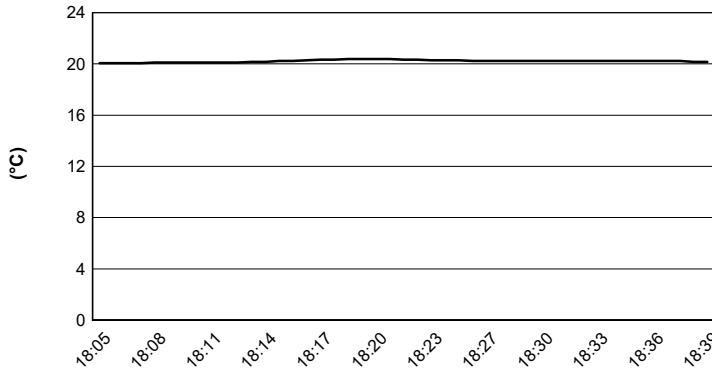
FICR PERUGIA TIMING



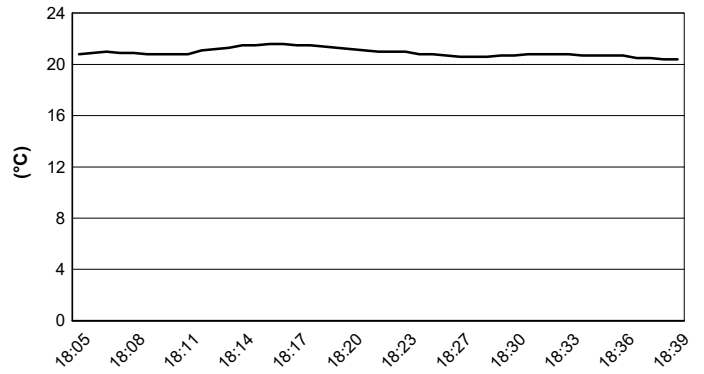




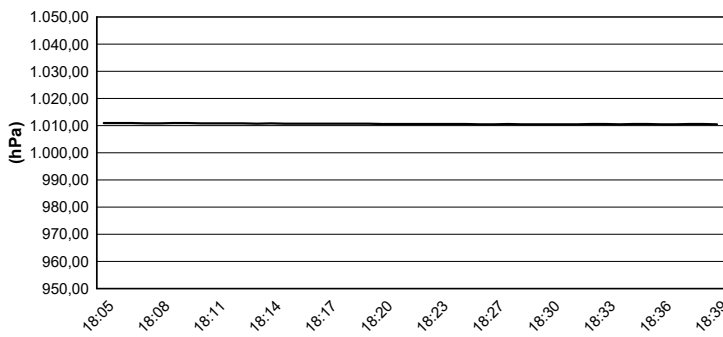
**Air Temperature**



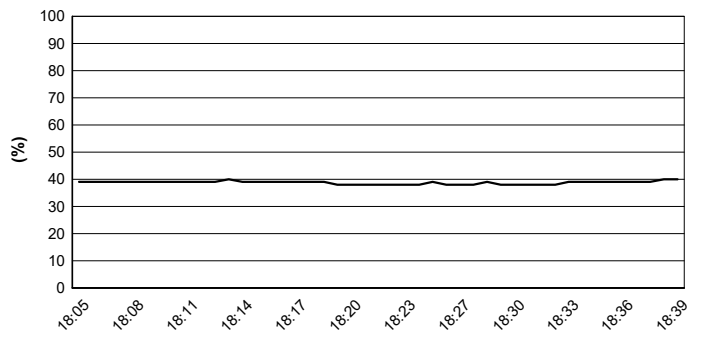
**Track Temperature**



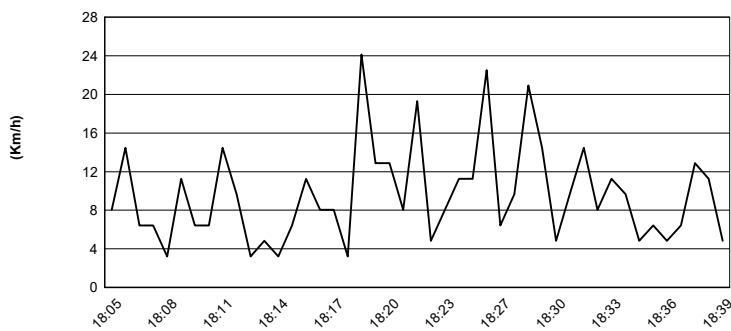
**Air Pressure**



**Humidity**



**Wind Speed**



**Wind Direction**

