



NORTHERN TALENT CUP

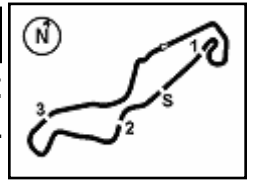
Pirelli Dutch Round, 21-23 April 2023

Results Race 1

Laps 14 = 63,588 Km - Time of Race 28'19,540 - Avg. 134,693 km/h

19

NTC
742/01



TT Circuit Assen 4.542 m

1 / 2

Pos	Grid	No.	Rider	Nat	Team	Bike	LL	Gap	Rel.	Fastest Lap	Speed	Qualifying	Speed
1	11	53	L. PHOMMARA	SUI	Team Phommara	KTM	14			2'00.030	184,9		197,1
2	5	36	J. VAN CRUGTEN	NED	BB64 Academy	KTM	14	4.099	4.099	1'59.811	180,6		191,2
3	1	48	L. PHOMMARA	SUI	Team Phommara	KTM	14	25.303	21.204	2'01.331	180,6		188,8
4	7	12	M. VINCZE	HUN	VM Racing Team	KTM	14	27.984	2.681	2'01.301	181,5		191,8
5	10	57	K. HOLZER	AUT	HK Racing	KTM	14	28.948	0.964	2'01.305	185,6		190,8
6	2	7	R. CASPAR SESSLER	GER	MCA Racing	KTM	14	50.271	21.323	2'02.967	184,0		192,5
7	9	27	A. NATIVI	FRA	CTM 83 Junior Team	KTM	14	54.467	4.196	2'02.540	183,1		193,2
8	6	95	M. SCHMID	SUI	Team Schmid	KTM	14	54.543	0.076	2'02.348	182,4		189,5
9	4	29	F. NOVOTNY	CZE	DG Corse	KTM	14	1'03.591	9.048	2'02.968	184,9		190,5
10	3	42	J. FRELLSEN	DEN	MCA Racing	KTM	14	1'27.413	23.822	2'04.967	186,9		194,9
11	14	25	K. GUNDERMANN	SUI	KG Racing	KTM	14	1'34.558	7.145	2'05.445	182,4		192,2
12	17	4	N. WANNENMACHER	AUT	KTM Braumandl	KTM	14	1'38.596	4.038	2'04.136	179,7		189,5
13	15	41	L. DEKKERS	BEL	Junior Black Knights	KTM	14	1'38.675	0.079	2'04.471	176,2		186,5
14	18	81	D. KRABACHER	AUT	Kini Bikeworld	KTM	14	1'39.994	1.319	2'04.856	180,0		187,5
15	8	46	M. MASILI	ITA	Fairium Next Generation Reders Team	KTM	14	1'51.709	11.715	2'05.356	183,7		193,2
16	19	23	L. PONTILLO	BEL	Junior Black Knights	KTM	14	1'56.754	5.045	2'06.084	180,0		186,9
-----Not Classified-----													
RET	12	16	K. SCHOD	NED	KS Racing	KTM	5	9 Laps		2'10.201	184,6		193,2
RET	16	13	L. RAMMERSTORFER	AUT	Heating Factory Youngsters	KTM	0						185,2
RET	13	55	A. ZELENAK	GER	JRP Academy Racing Team	KTM	0						186,9

AIR	Humidity:	88%	Temp:	14°C
TRACK	Condition:	Wet	Temp:	16°C

Race Fastest Lap	(New Record)	Lap 13	J.van Crugten	1'59.811	136,475 Km/h
------------------	--------------	--------	---------------	----------	--------------

22/04/2023	Start 17:34	End 18:07
------------	----------------	--------------

The results are provisional until the end of the time limit for protests and appeals and the completion of the technical checks.

FICR PERUGIA TIMING



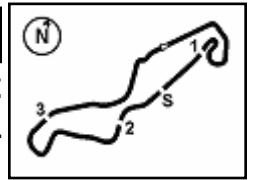


NORTHERN TALENT CUP

Pirelli Dutch Round, 21-23 April 2023 Results Race 1

19

NTC
742/01



TT Circuit Assen 4.542 m

2 / 2

Race Highlights

Time	No. Rider	Description
17.05.06		Sighting Lap Started
17.07.43	13 L. RAMMERSTORFER	Crashed - Turn 5
17.07.44	55 A. ZELENAK	Crashed - Turn 5
17.10.24		START DELAYED
17.20.00		Pit Lane Opened for 7 minutes
17.22.56	55 A. ZELENAK	Medical Centre
17.31.51		Warm-up Lap Started
17.32.01	55 A. ZELENAK	Retired
17.32.04	13 L. RAMMERSTORFER	Retired
17.34.54		Start
17.36.51		No Jump Starts
17.50.27	16 K. SCHOO	Not Actively Competing
18.04.28		Podium Confirmed
18.07.22		End Of Session

22/04/2023 Start 17:34 End 18:07

The results are provisional until the end of the time limit for protests and appeals and the completion of the technical checks.

FICR PERUGIA TIMING





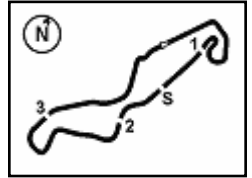
NORTHERN TALENT CUP

Pirelli Dutch Round, 21-23 April 2023

Lap Chart Race 1

20

NTC
742/01



TT Circuit Assen 4.542 m

		Lap													
	1	2	3	4	5	6	7	8	9	10	11	12	13	14	
1	53	53	53	53	53	53	53	53	53	53	53	53	53	53	53
2	48	36	36	36	36	36	36	36	36	36	36	36	36	36	36
3	36	48	48	48	48	48	48	48	48	48	48	48	48	48	48
4	7	7	12	57	57	57	57	12	12	12	12	12	12	12	12
5	12	12	57	12	12	12	12	57	57	57	57	57	57	57	57
6	29	57	7	7	7	7	7	7	7	7	7	7	7	7	7
7	57	29	29	29	29	27	27	27	27	27	27	27	27	27	27
8	42	42	27	27	27	29	29	29	95	95	95	95	95	95	95
9	95	27	95	95	95	95	95	29	29	29	29	29	29	29	29
10	27	95	42	42	42	42	42	42	42	42	42	42	42	42	42
11	25	25	25	25	25	25	25	25	25	25	25	25	25	25	25
12	41	4	4	4	4	81	81	4	81	81	41	41	4	4	4
13	4	41	41	81	81	4	4	81	41	41	81	4	41	41	41
14	46	81	81	41	41	41	41	41	4	4	4	81	81	81	81
15	81	16	16	16	16	23	23	46	46	46	46	46	46	46	46
16	16	23	23	23	46	46	46	23	23	23	23	23	23	23	23
17	23	46	46	46	23										

Final Result

1	53 PHOMMARA L.	Laps 14
2	36 VAN CRUGTEN J.	4.099
3	48 PHOMMARA L.	25.303
4	12 VINCZE M.	27.984
5	57 HOLZER K.	28.948
6	7 CASPAR SESSLER R	50.271
7	27 NATIVI A.	54.467
8	95 SCHMID M.	54.543
9	29 NOVOTNY F.	1'03.591
10	42 FRELLSEN J.	1'27.413
11	25 GUNDERMANN K.	1'34.558
12	4 WANNENMACHER N	1'38.596
13	41 DEKKERS L.	1'38.675
14	81 KRABACHER D.	1'39.994
15	46 MASILI M.	1'51.709
16	23 PONTILLO L.	1'56.754
RET	16 SCHOO K.	9 Laps
RET	55 ZELENAK A.	
RET	13 RAMMERSTORFER L	



FICR PERUGIA TIMING





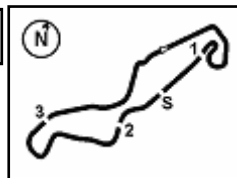
NORTHERN TALENT CUP

Pirelli Dutch Round, 21-23 April 2023

Best Sector & Speed Race 1

21

NTC
742/01



TT Circuit Assen 4.542 m

RESULTS

1	53 PHOMMARA Levin	KTM	Laps 14
2	36 VAN CRUGTEN Jurrien	KTM	4.099
3	48 PHOMMARA Lenox	KTM	25.303
4	12 VINCZE Martin	KTM	27.984
5	57 HOLZER Kilian	KTM	28.948
6	7 CASPAR SESSLER Rocco	KTM	50.271
7	27 NATIVI Antoine	KTM	54.467
8	95 SCHMID Maxime	KTM	54.543
9	29 NOVOTNY Filip	KTM	1'03.591
10	42 FRELLSEN Julius	KTM	1'27.413
11	25 GUNDERMANN Kimi-Nikita	KTM	1'34.558
12	4 WANNENMACHER Niklas	KTM	1'38.596
13	41 DEKKERS Loris	KTM	1'38.675
14	81 KRABACHER Daniel	KTM	1'39.994
15	46 MASILI Matteo	KTM	1'51.709
16	23 PONTILLO Lorenzo	KTM	1'56.754
RET	16 SCHOO Kyano	KTM	9 Laps
RET	13 RAMMERSTORFER Luis	KTM	
RET	55 ZELENAK Anakin	KTM	

SPEED

1	42 FRELLSEN Julius	KTM	186,9
2	57 HOLZER Kilian	KTM	185,6
3	29 NOVOTNY Filip	KTM	184,9
4	53 PHOMMARA Levin	KTM	184,9
5	16 SCHOO Kyano	KTM	184,6
6	7 CASPAR SESSLER Rocco	KTM	184,0
7	46 MASILI Matteo	KTM	183,7
8	27 NATIVI Antoine	KTM	183,1
9	95 SCHMID Maxime	KTM	182,4
10	25 GUNDERMANN Kimi-Nikita	KTM	182,4
11	12 VINCZE Martin	KTM	181,5
12	48 PHOMMARA Lenox	KTM	180,6
13	36 VAN CRUGTEN Jurrien	KTM	180,6
14	23 PONTILLO Lorenzo	KTM	180,0
15	81 KRABACHER Daniel	KTM	180,0
16	4 WANNENMACHER Niklas	KTM	179,7
17	41 DEKKERS Loris	KTM	176,2

SEG. 1

1	53 PHOMMARA Levin	38.575
2	36 VAN CRUGTEN Jurrien	38.715
3	57 HOLZER Kilian	39.087
4	48 PHOMMARA Lenox	39.103
5	95 SCHMID Maxime	39.108
6	12 VINCZE Martin	39.157
7	27 NATIVI Antoine	39.184
8	29 NOVOTNY Filip	39.469
9	7 CASPAR SESSLER Roc	39.656
10	42 FRELLSEN Julius	40.031
11	41 DEKKERS Loris	40.109
12	25 GUNDERMANN Kimi-Nik	40.214
13	46 MASILI Matteo	40.257
14	81 KRABACHER Daniel	40.448
15	4 WANNENMACHER Nikla	40.521
16	23 PONTILLO Lorenzo	40.854
17	16 SCHOO Kyano	41.689

SEG. 2

1	36 VAN CRUGTEN Jurrien	19.309
2	53 PHOMMARA Levin	19.357
3	57 HOLZER Kilian	19.360
4	48 PHOMMARA Lenox	19.490
5	7 CASPAR SESSLER Roc	19.530
6	12 VINCZE Martin	19.620
7	95 SCHMID Maxime	19.643
8	4 WANNENMACHER Nikla	19.866
9	27 NATIVI Antoine	19.870
10	41 DEKKERS Loris	19.994
11	42 FRELLSEN Julius	20.035
12	29 NOVOTNY Filip	20.065
13	25 GUNDERMANN Kimi-Nik	20.098
14	46 MASILI Matteo	20.167
15	81 KRABACHER Daniel	20.261
16	23 PONTILLO Lorenzo	20.391
17	16 SCHOO Kyano	20.842

SEG. 3

1	36 VAN CRUGTEN Jurrien	33.563
2	57 HOLZER Kilian	33.821
3	53 PHOMMARA Levin	33.829
4	48 PHOMMARA Lenox	33.966
5	12 VINCZE Martin	34.078
6	95 SCHMID Maxime	34.404
7	27 NATIVI Antoine	34.428
8	4 WANNENMACHER Nikla	34.475
9	29 NOVOTNY Filip	34.570
10	7 CASPAR SESSLER Roc	34.735
11	41 DEKKERS Loris	34.940
12	46 MASILI Matteo	34.975
13	42 FRELLSEN Julius	35.150
14	81 KRABACHER Daniel	35.218
15	23 PONTILLO Lorenzo	35.546
16	25 GUNDERMANN Kimi-Nik	35.610
17	16 SCHOO Kyano	36.901

SEG. 4

1	53 PHOMMARA Levin	27.687
2	36 VAN CRUGTEN Jurrien	27.991
3	12 VINCZE Martin	28.297
4	48 PHOMMARA Lenox	28.315
5	57 HOLZER Kilian	28.404
6	7 CASPAR SESSLER Roc	28.728
7	95 SCHMID Maxime	28.786
8	29 NOVOTNY Filip	28.796
9	27 NATIVI Antoine	28.914
10	81 KRABACHER Daniel	28.929
11	4 WANNENMACHER Nikla	29.004
12	25 GUNDERMANN Kimi-Nik	29.121
13	41 DEKKERS Loris	29.142
14	23 PONTILLO Lorenzo	29.290
15	42 FRELLSEN Julius	29.486
16	46 MASILI Matteo	29.777
17	16 SCHOO Kyano	30.386

22/04/2023

FICR PERUGIA TIMING





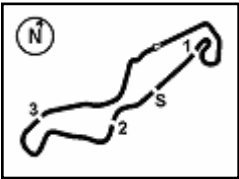
NORTHERN TALENT CUP

Pirelli Dutch Round, 21-23 April 2023

Chronological Analysis Race 1

Start at 17:34'46.829

22
 NTC
 742/01



TT Circuit Assen 4.542 m

1 / 3

4 N. WANNENMACHER (2'04.136)							
Lap	Seg.1	Seg.2	Seg.3	Seg.4	Lap Time	km/h	Local Time
1		21.985	37.958	31.568	2'21.562	176.2	17:37'08.391
2	43.920	20.541	36.641	30.350	2'11.452	177.0	17:39'19.843
3	42.183	20.765	37.264	30.555	2'10.767	177.3	17:41'30.610
4	41.471	20.599	36.525	30.356	2'08.951	178.2	17:43'39.561
5	41.196	20.771	36.328	30.363	2'08.658	177.3	17:45'48.219
6	41.583	20.429	36.204	30.004	2'08.220	178.2	17:47'56.439
7	40.867	20.392	35.926	29.873	2'07.058	179.7	17:50'03.497
8	40.920	20.332	35.640	29.613	2'06.505	177.0	17:52'10.002
9	41.258	20.392	35.268	31.582	2'08.500	176.5	17:54'18.502
10	40.809	20.323	35.310	29.302	2'05.744	173.6	17:56'24.246
11	40.867	20.646	35.492	29.655	2'06.660	177.0	17:58'30.906
12	40.521	20.301	34.868	29.004	2'04.694	178.8	18:00'35.600
13	40.574	19.866	34.475	29.221	2'04.136	177.6	18:02'39.736
14	40.898	19.977	35.021	29.333	2'05.229	178.8	18:04'44.965
Race Time 29'58.136							

7 R. CASPAR SESSLER (2'02.967)							
Lap	Seg.1	Seg.2	Seg.3	Seg.4	Lap Time	km/h	Local Time
1		20.683	37.177	29.545	2'14.032	183.1	17:37'00.861
2	40.213	19.921	35.913	29.406	2'05.453	180.3	17:39'06.314
3	40.592	19.764	35.644	29.000	2'05.000	184.0	17:41'11.314
4	40.148	19.600	35.369	29.258	2'04.375	183.1	17:43'15.689
5	40.669	19.873	36.122	29.137	2'05.801	180.3	17:45'21.490
6	40.244	20.025	35.708	29.362	2'05.339	179.7	17:47'26.829
7	40.403	19.827	35.399	29.126	2'04.755	179.4	17:49'31.584
8	40.017	19.876	35.375	29.168	2'04.436	179.7	17:51'36.020
9	40.155	19.892	35.149	29.082	2'04.278	179.1	17:53'40.298
10	39.810	19.530	34.899	28.728	2'02.967	179.7	17:55'43.265
11	39.656	19.607	34.981	28.833	2'03.077	180.0	17:57'46.342
12	39.860	19.626	34.967	28.905	2'03.358	178.8	17:59'49.700
13	39.829	19.566	34.735	28.857	2'02.987	181.8	18:01'52.687
14	39.820	19.768	35.169	29.196	2'03.953	180.9	18:03'56.640
Race Time 29'09.811							

12 M. VINCZE (2'01.301)							
Lap	Seg.1	Seg.2	Seg.3	Seg.4	Lap Time	km/h	Local Time
1		20.290	37.067	29.290	2'14.092	181.5	17:37'00.921
2	40.747	19.966	35.526	29.176	2'05.415	178.2	17:39'06.336
3	40.197	19.869	35.017	28.885	2'03.968	177.0	17:41'10.304
4	39.961	19.825	34.799	28.481	2'03.066	176.8	17:43'13.370
5	39.369	19.943	34.615	28.380	2'02.307	175.9	17:45'15.677
6	39.213	19.724	34.102	28.730	2'01.769	177.9	17:47'17.446
7	39.590	19.863	34.476	28.297	2'02.226	175.3	17:49'19.672
8	39.466	19.808	34.679	28.900	2'02.853	176.2	17:51'22.525
9	39.157	19.826	34.470	28.742	2'02.195	177.0	17:53'24.720
10	39.417	19.638	34.387	28.397	2'01.839	177.6	17:55'26.559
11	39.262	19.877	34.549	28.452	2'02.140	175.3	17:57'28.699
12	39.538	19.791	34.223	28.642	2'02.194	175.6	17:59'30.893
13	39.174	19.620	34.078	28.429	2'01.301	177.0	18:01'32.194
14	39.485	19.877	34.379	28.418	2'02.159	178.8	18:03'34.353
Race Time 28'47.524							

16 K. SCHOO (2'10.201)							
Lap	Seg.1	Seg.2	Seg.3	Seg.4	Lap Time	km/h	Local Time
1		21.534	38.826	31.842	2'23.061	184.6	17:37'09.890
2	43.344	21.172	37.032	30.386	2'11.934	182.4	17:39'21.824
3	43.817	21.383	37.063	31.068	2'13.331	180.3	17:41'35.155
4	42.352	21.110	36.943	30.864	2'11.269	179.7	17:43'46.424
5	41.689	20.842	36.901	30.769	2'10.201	179.7	17:45'56.625
Race Time 11'09.796							

23 L. PONTILLO (2'06.084)							
Lap	Seg.1	Seg.2	Seg.3	Seg.4	Lap Time	km/h	Local Time
1		21.654	38.501	31.934	2'23.087	180.0	17:37'09.916

2	43.932	21.323	37.239	30.407	2'12.901	177.9	17:39'22.817
3	42.478	21.457	37.366	31.583	2'12.884	173.1	17:41'35.701
4	42.119	20.993	37.474	30.909	2'11.495	175.9	17:43'47.196
5	41.814	20.875	36.404	31.002	2'10.095	177.9	17:45'57.291
6	41.579	20.766	36.376	30.020	2'08.741	173.6	17:48'06.032
7	41.494	20.830	36.444	29.797	2'08.565	172.8	17:50'14.597
8	41.429	20.710	35.876	29.910	2'07.925	173.6	17:52'22.522
9	40.881	20.500	35.750	29.532	2'06.663	173.6	17:54'29.185
10	41.179	20.459	35.658	29.507	2'06.803	173.6	17:56'35.988
11	40.854	20.620	36.211	29.396	2'07.081	172.5	17:58'43.069
12	40.857	20.391	35.546	29.290	2'06.084	172.5	18:00'49.153
13	41.041	20.595	36.083	29.429	2'07.148	172.8	18:02'56.301
14	41.102	20.589	35.719	29.412	2'06.822	172.8	18:05'03.123
Race Time 30'16.294							

25 K. GUNDERMANN (2'05.445)							
Lap	Seg.1	Seg.2	Seg.3	Seg.4	Lap Time	km/h	Local Time
1		21.246	37.876	30.755	2'19.159	182.4	17:37'05.988
2	41.635	21.107	37.268	30.140	2'10.150	179.7	17:39'16.138
3	41.333	20.646	36.747	30.160	2'08.886	178.5	17:41'25.024
4	41.252	21.000	36.927	30.240	2'09.419	174.8	17:43'34.443
5	41.031	20.526	36.546	29.909	2'08.012	178.5	17:45'42.455
6	41.008	20.660	36.603	29.773	2'08.044	176.8	17:47'50.499
7	40.953	20.657	36.169	29.781	2'07.560	173.1	17:49'58.059
8	40.958	20.490	36.023	29.487	2'06.958	177.6	17:52'05.017
9	41.234	20.521	35.965	29.310	2'07.030	176.8	17:54'12.047
10	40.614	20.343	35.784	29.586	2'06.327	177.3	17:56'18.374
11	40.249	20.442	35.929	29.500	2'06.120	177.0	17:58'24.494
12	40.214	20.433	35.610	29.209	2'05.466	178.2	18:00'29.960
13	40.327	20.364	35.633	29.121	2'05.445	176.2	18:02'35.405
14	40.346	20.098	35.777	29.301	2'05.522	177.0	18:04'40.927
Race Time 29'54.098							

27 A. NATIVI (2'02.540)							
Lap	Seg.1	Seg.2	Seg.3	Seg.4	Lap Time	km/h	Local Time
1		20.916	37.279	29.814	2'16.790	180.3	17:37'03.619
2	41.435	20.919	36.363	29.672	2'08.389	183.1	17:39'12.008
3	41.216	20.427	35.789	29.339	2'06.771	180.0	17:41'18.779
4	40.341	20.178	35.718	29.073	2'05.310	181.5	17:43'24.089
5	39.765	20.138	35.337	28.983	2'04.223	181.8	17:45'28.312
6	39.303	20.177	35.212	29.380	2'04.072	179.1	17:47'32.384
7	40.549	20.645	35.037	29.487	2'05.718	176.5	17:49'38.102
8	39.630	20.014	34.936	29.236	2'03.816	180.3	17:51'41.918
9	39.686	19.874	34.756	29.337	2'03.653	181.5	17:53'45.571
10	39.466	19.873	35.129	29.259	2'03.727	181.5	17:55'49.298
11	39.280	19.870	34.879	29.023	2'03.052	179.7	17:57'52.350
12	39.302	19.918	34.761	29.178	2'03.159	179.7	17:59'55.509
13	39.380	19.937	34.556	28.914	2'02.787	181.5	18:01'58.296
14	39.184	19.905	34.428	29.023	2'02.540	180.9	18:04'00.836
Race Time 29'14.007							

29 F. NOVOTNY (2'02.968)							
Lap	Seg.1	Seg.2	Seg.3	Seg.4	Lap Time	km/h	Local Time
1		20.673	37.048	29.597	2'14.236	184.9	17:37'01.065
2	40.908	20.338	36.093	29.600	2'06.939	183.1	17:39'08.004
3	40.826	20.397	36.152	29.956	2'07.331	178.8	17:41'15.335
4	40.799	20.470	36.001	29.466	2'06.736	177.3	17:43'22.071
5	40.115	20.264	35.679	29.269	2'05.327	177.3	17:45'27.398
6	40.065	20.690	35.365	29.091	2'05.211	175.6	17:47'32.609
7	40.350	20.915	35.233	29.183	2'05.681	176.5	17:49'38.290
8	39.714	20.065	35.249	29.034	2'04.062	180.6	17:51'42.352
9	40.117	20.176	34.741	28.946	2'03.980	181.2	17:53'46.332
10	39.750	20.419	34.961	28.928	2'04.058	177.0	17:55'50.390
11	39.672	20.322	35.066	28.796	2'03.856	176.2	17:57'54.246
12	39.469	20.111	34.570	28.818	2'02.968	176.5	17:59'57.214
13	40.704	20.440	35.543	29.669	2'06.356	177.0	18:02'03.570

22/04/2023

P = Pits In/Out - C = Lap Time Cancelled

FICR PERUGIA TIMING






NORTHERN TALENT CUP

Pirelli Dutch Round, 21-23 April 2023

Chronological Analysis Race 1

22
NTC
742/01



TT Circuit Assen 4.542 m

Start at 17:34'46.829

2 / 3

14	40.250	20.342	35.652	30.146	2'06.390	177,0	18:04'09.960	9	40.504	20.426	35.427	30.241	2'06.598	180,3	17:54'28.796
							Race Time 29'23.131	10	40.331	20.231	34.975	29.819	2'05.356	180,3	17:56'34.152
								11	40.413	20.362	35.597	29.937	2'06.309	179,4	17:58'40.461

36 J. VAN CRUGTEN (1'59.811)

Lap	Seg.1	Seg.2	Seg.3	Seg.4	Lap Time	km/h	Local Time
1		20.714	37.040	29.431	2'13.523	177,9	17:37'00.352
2	39.707	19.701	35.085	28.369	2'02.862	180,0	17:39'03.214
3	39.303	19.710	34.512	28.235	2'01.760	178,5	17:41'04.974
4	39.284	19.416	34.291	28.395	2'01.386	179,1	17:43'06.360
5	39.005	19.429	33.991	28.360	2'00.785	179,4	17:45'07.145
6	38.946	19.322	33.813	28.120	2'00.201	179,1	17:47'07.346
7	38.891	19.351	33.905	28.292	2'00.439	179,1	17:49'07.785
8	38.715	19.332	33.974	28.470	2'00.491	179,1	17:51'08.276
9	38.802	19.340	33.866	28.154	2'00.162	178,5	17:53'08.438
10	39.156	19.406	33.821	28.517	2'00.900	179,4	17:55'09.338
11	38.896	19.529	33.869	28.237	2'00.531	178,5	17:57'09.869
12	38.938	19.309	33.625	28.524	2'00.396	179,4	17:59'10.265
13	38.831	19.378	33.611	27.991	1'59.811	180,6	18:01'10.076
14	39.109	19.428	33.563	28.292	2'00.392	179,4	18:03'10.468
							Race Time 28'23.639

48 L. PHOMMARA (2'01.331)

Lap	Seg.1	Seg.2	Seg.3	Seg.4	Lap Time	km/h	Local Time
1		20.708	36.989	29.421	2'13.320	177,6	17:37'00.149
2	40.246	19.835	35.086	28.778	2'03.945	180,6	17:39'04.094
3	41.543	19.715	34.188	28.469	2'03.915	179,4	17:41'08.009
4	39.119	19.526	34.371	28.315	2'01.331	179,7	17:43'09.340
5	39.158	19.747	34.088	28.977	2'01.970	177,6	17:45'11.310
6	39.690	19.503	34.154	28.408	2'01.755	178,2	17:47'13.065
7	39.103	19.528	34.102	28.738	2'01.471	178,8	17:49'14.536
8	39.208	19.490	34.305	28.612	2'01.615	178,2	17:51'16.151
9	39.191	19.673	34.093	29.213	2'02.170	179,7	17:53'18.321
10	39.562	20.105	34.178	28.885	2'02.730	179,1	17:55'21.051
11	39.233	19.896	34.225	29.022	2'02.376	178,5	17:57'23.427
12	39.282	19.645	33.966	28.849	2'01.742	178,5	17:59'25.169
13	39.482	19.706	34.055	29.036	2'02.279	179,7	18:01'27.448
14	39.543	19.958	35.115	29.608	2'04.224	179,1	18:03'31.672
							Race Time 28'44.843

53 L. PHOMMARA (2'00.030)

Lap	Seg.1	Seg.2	Seg.3	Seg.4	Lap Time	km/h	Local Time
1		20.073	36.246	28.245	2'12.070	184,9	17:36'58.899
2	39.480	19.849	34.540	28.135	2'02.004	179,1	17:39'00.903
3	38.949	19.544	34.234	28.051	2'00.778	180,6	17:41'01.681
4	38.870	19.357	34.261	27.751	2'00.239	181,2	17:43'01.920
5	39.073	19.628	34.325	28.256	2'01.282	181,2	17:45'03.202
6	38.841	19.503	34.057	27.687	2'00.088	179,7	17:47'03.290
7	38.575	19.558	34.215	28.041	2'00.389	180,0	17:49'03.679
8	38.924	19.423	34.046	27.987	2'00.380	180,6	17:51'04.059
9	38.699	19.452	33.869	28.225	2'00.245	180,6	17:53'04.304
10	38.846	19.460	33.829	27.961	2'00.096	181,2	17:55'04.400
11	38.707	19.444	34.142	27.737	2'00.030	179,4	17:57'04.430
12	39.015	19.371	33.960	27.939	2'00.285	180,3	17:59'04.715
13	39.270	19.372	33.863	27.787	2'00.292	181,2	18:01'05.007
14	39.159	19.644	34.251	28.308	2'01.362	179,7	18:03'06.369
							Race Time 28'19.540

57 K. HOLZER (2'01.305)

Lap	Seg.1	Seg.2	Seg.3	Seg.4	Lap Time	km/h	Local Time
1		20.479	36.565	29.373	2'15.150	183,1	17:37'01.979
2	40.410	19.962	35.395	29.123	2'04.890	183,1	17:39'06.869
3	40.275	19.589	35.183	28.855	2'03.902	185,6	17:41'10.771
4	39.640	19.360	34.715	28.683	2'02.398	181,2	17:43'13.169
5	39.645	19.567	34.355	28.536	2'02.103	177,9	17:45'15.272
6	39.172	19.561	33.972	29.468	2'02.173	179,1	17:47'17.445
7	39.806	19.557	34.371	28.463	2'02.197	182,4	17:49'19.642
8	39.730	19.775	34.679	29.190	2'03.374	180,3	17:51'23.016
9	39.087	19.589	34.632	28.643	2'01.951	182,1	17:53'24.967
10	39.401	19.538	34.537	28.404	2'01.880	180,9	17:55'26.847
11	39.194	19.746	34.748	28.476	2'02.164	180,9	17:57'29.011
12	39.708	19.470	34.205	28.759	2'02.142	181,2	17:59'31.153
13	39.151	19.554	34.044	28.556	2'01.305	175,6	18:01'32.458
14	40.245	19.498	33.821	29.295	2'02.859	178,8	18:03'35.317
							Race Time 28'48.488

81 D. KRABACHER (2'04.856)

Lap	Seg.1	Seg.2	Seg.3	Seg.4	Lap Time	km/h	Local Time
1		22.032	38.154	32.216	2'22.605	174,2	17:37'09.434
2	43.112	21.541	36.690	30.367	2'11.710	177,9	17:39'21.144
3	41.737	20.959	36.947	30.270	2'09.913	179,4	17:41'31.057

41 L. DEKKERS (2'04.471)

Lap	Seg.1	Seg.2	Seg.3	Seg.4	Lap Time	km/h	Local Time
1		21.843	38.076	31.459	2'21.333	175,0	17:37'08.162
2	44.067	21.602	36.682	30.582	2'12.933	171,2	17:39'21.095
3	41.524	21.342	36.697	30.196	2'09.759	172,2	17:41'30.854
4	41.689	21.069	36.705	30.149	2'09.612	174,5	17:43'40.466
5	41.083	20.968	36.052	29.966	2'08.069	176,2	17:45'48.535
6	41.271	20.800	35.973	30.212	2'08.256	175,3	17:47'56.791
7	41.078	20.804	35.513	29.843	2'07.238	173,1	17:50'04.029
8	40.912	20.617	35.563	29.601	2'06.693	174,5	17:52'10.722
9	41.175	20.677	35.651	29.795	2'07.298	175,0	17:54'18.020
10	40.971	20.463	35.313	29.308	2'06.055	172,5	17:56'24.075
11	40.699	20.650	35.244	29.647	2'06.240	174,5	17:58'30.315
12	40.109	20.514	35.059	29.416	2'05.098	170,3	18:00'35.413
13	41.021	20.057	34.940	29.142	2'05.160	175,9	18:02'40.573
14	40.268	19.994	35.041	29.168	2'04.471	175,9	18:04'45.044
							Race Time 29'58.215

42 J. FRELLSEN (2'04.967)

Lap	Seg.1	Seg.2	Seg.3	Seg.4	Lap Time	km/h	Local Time
1		20.697	37.056	30.071	2'15.660	185,9	17:37'02.489
2	42.317	20.846	36.355	29.838	2'09.356	179,4	17:39'11.845
3	42.027	21.097	36.148	29.605	2'08.877	186,9	17:41'20.722
4	41.230	20.552	36.465	29.637	2'07.884	180,3	17:43'28.606
5	40.904	20.313	36.190	29.674	2'07.081	180,3	17:45'35.687
6	41.042	20.517	36.452	30.328	2'08.339	178,8	17:47'44.026
7	41.316	20.570	36.070	30.143	2'08.099	179,1	17:49'52.125
8	41.133	20.280	36.297	29.770	2'07.480	180,0	17:51'59.605
9	40.713	20.307	35.420	29.738	2'06.178	180,0	17:54'05.783
10	40.621	20.116	35.698	29.742	2'06.177	180,0	17:56'11.960
11	40.458	20.113	35.525	29.808	2'05.904	179,4	17:58'17.864
12	40.388	20.052	35.588	29.582	2'05.610	179,7	18:00'23.474
13	40.318	20.172	35.365	29.486	2'05.341	179,7	18:02'28.815
14	40.031	20.035	35.150	29.751	2'04.967	180,9	18:04'33.782
							Race Time 29'46.953

46 M. MASILI (2'05.356)

Lap	Seg.1	Seg.2	Seg.3	Seg.4	Lap Time	km/h	Local Time
1		21.814	38.327	32.316	2'22.592	182,4	17:37'09.421
2	44.217	21.732	37.648	31.908	2'15.505	183,7	17:39'24.926
3	42.724	21.350	36.715	31.545	2'12.334	180,3	17:41'37.260
4	42.049	20.805	36.346	30.927	2'10.127	182,7	17:43'47.387
5	41.388	20.836	36.169	31.468	2'09.861	182,4	17:45'57.248
6	41.292	20.712	36.261	30.628	2'08.893	178,8	17:48'06.141
7	42.103	20.458	35.631	30.324	2'08.516	180,9	17:50'14.657
8	41.135	20.532	35.509	30.365	2'07.541	179,1	17:52'22.198

22/04/2023 P = Pits In/Out - C = Lap Time Cancelled

FICR PERUGIA TIMING





NORTHERN TALENT CUP

Pirelli Dutch Round, 21-23 April 2023

Chronological Analysis Race 1

Start at 17:34'46.829

4	41.637	20.750	36.548	30.233	2'09.168	180,0	17:43'40.225
5	41.404	20.590	36.068	29.981	2'08.043	179,4	17:45'48.268
6	41.020	20.617	35.935	29.961	2'07.533	175,6	17:47'55.801
7	41.047	20.670	35.868	29.891	2'07.476	176,8	17:50'03.277
8	41.049	20.906	35.595	29.537	2'07.087	173,1	17:52'10.364
9	41.396	20.591	35.545	29.679	2'07.211	178,5	17:54'17.575
10	40.892	20.431	35.538	29.365	2'06.226	176,2	17:56'23.801
11	41.020	20.834	35.408	29.538	2'06.800	176,5	17:58'30.601
12	40.641	20.380	35.453	29.166	2'05.640	178,8	18:00'36.241
13	40.650	20.273	35.299	29.044	2'05.266	177,9	18:02'41.507
14	40.448	20.261	35.218	28.929	2'04.856	180,0	18:04'46.363

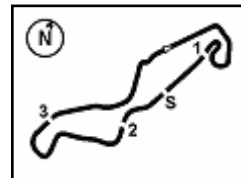
Race Time 29'59.534

95 M. SCHMID (2'02.348)

Lap	Seg.1	Seg.2	Seg.3	Seg.4	Lap Time	km/h	Local Time
1		20.866	37.416	30.170	2'16.736	181,5	17:37'03.565
2	41.862	20.868	36.306	29.752	2'08.788	182,4	17:39'12.353
3	41.294	20.570	35.767	29.246	2'06.877	180,3	17:41'19.230
4	40.322	20.448	35.189	29.287	2'05.246	178,2	17:43'24.476
5	39.868	20.079	35.064	29.139	2'04.150	181,5	17:45'28.626
6	39.675	20.073	35.237	29.209	2'04.194	178,8	17:47'32.820
7	40.294	20.805	35.472	29.105	2'05.676	179,1	17:49'38.496
8	40.105	19.894	35.053	29.025	2'04.077	179,7	17:51'42.573
9	39.647	19.967	34.698	29.167	2'03.479	180,3	17:53'46.052
10	39.551	19.997	34.534	29.313	2'03.395	177,9	17:55'49.447
11	39.737	20.221	34.955	29.110	2'04.023	176,2	17:57'53.470
12	39.645	19.787	34.404	28.786	2'02.622	177,0	17:59'56.092
13	39.108	19.727	34.541	28.972	2'02.348	182,4	18:01'58.440
14	39.404	19.643	34.502	28.923	2'02.472	181,8	18:04'00.912

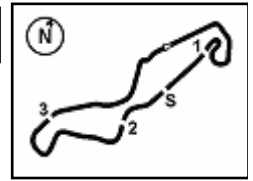
Race Time 29'14.083

22
NTC
742/01



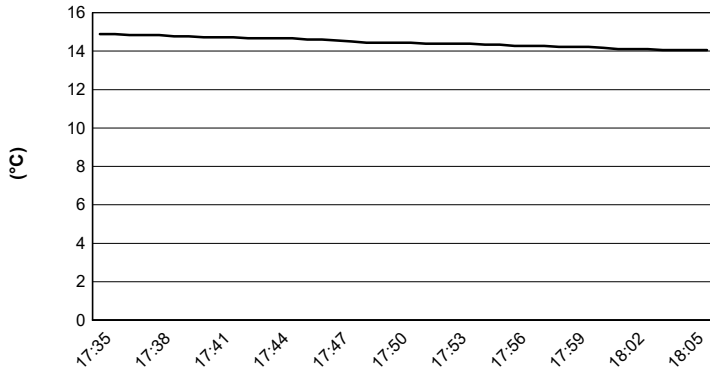
TT Circuit Assen 4.542 m



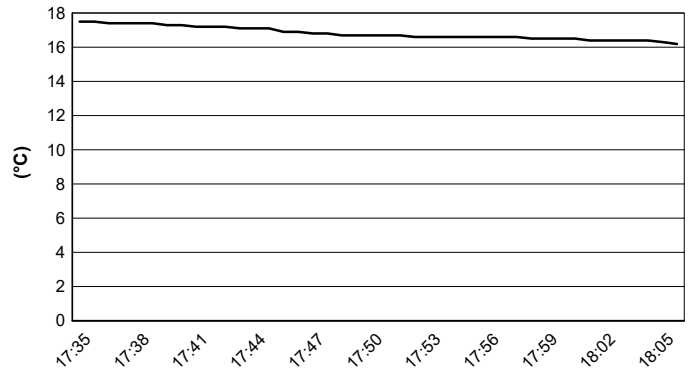


	Points	Points From First	Points From Previous	April 23 ASSEN	May 14 SACHSERING 1	June 4 OSCHERSLEBEN	June 16 SACHSERING 2	June 23 MOST	August 4 RED BULL RING	September 22 HOCKENHEIM											
1 PHOMMARA Levin (SUI)	25			25 1																	
2 VAN CRUGTEN Jurrien (NED)	20	5		20 2																	
3 PHOMMARA Lenox (SUI)	16	9	4	16 3																	
4 VINCZE Martin (HUN)	13	12	3	13 4																	
5 HOLZER Kilian (AUT)	11	14	2	11 5																	
6 CASPAR SESSLER Rocco (GER)	10	15	1	10 6																	
7 NATIVI Antoine (FRA)	9	16	1	9 7																	
8 SCHMID Maxime (SUI)	8	17	1	8 8																	
9 NOVOTNY Filip (CZE)	7	18	1	7 9																	
10 FRELLSEN Julius (DEN)	6	19	1	6 10																	
11 GUNDERMANN Kimi-Nikita (SUI)	5	20	1	5 11																	
12 WANNENMACHER Niklas (AUT)	4	21	1	4 12																	
13 DEKKERS Loris (BEL)	3	22	1	3 13																	
14 KRABACHER Daniel (AUT)	2	23	1	2 14																	
15 MASILI Matteo (ITA)	1	24	1	1 15																	


Air Temperature



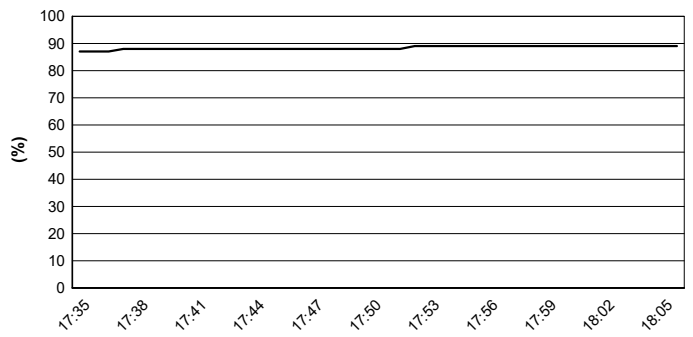
Track Temperature



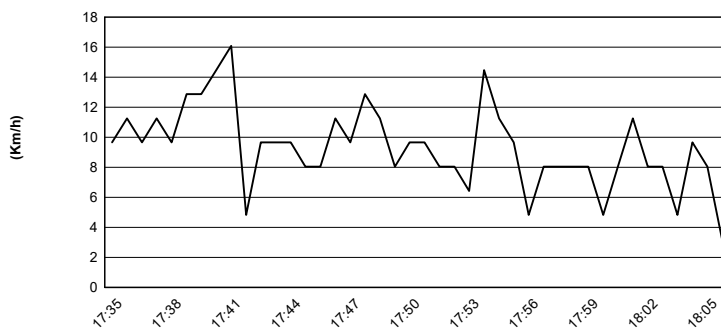
Air Pressure



Humidity



Wind Speed



Wind Direction

