



NORTHERN TALENT CUP

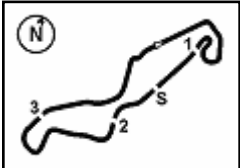
Pirelli Dutch Round, 21-23 April 2023

Results Race 2

Laps 14 = 63,588 Km - Time of Race 26'11.055 - Avg. 145,709 km/h

25

NTC
742/01



TT Circuit Assen 4.542 m

1 / 2

Pos	Grid	No.	Rider	Nat	Team	Bike	LL	Gap	Rel.	Fastest Lap	Speed	Qualifying	Speed
1	1	48	L. PHOMMARA	SUI	Team Phommara	KTM	14			1'51.306	191,5		188,8
2	2	7	R. CASPAR SESSLER	GER	MCA Racing	KTM	14	0.106	0.106	1'50.916	188,2		192,5
3	7	12	M. VINCZE	HUN	VM Racing Team	KTM	14	0.177	0.071	1'51.034	189,8		191,8
4	9	27	A. NATIVI	FRA	CTM 83 Junior Team	KTM	14	7.231	7.054	1'51.190	198,2		193,2
5	4	29	F. NOVOTNY	CZE	DG Corse	KTM	14	7.348	0.117	1'51.378	193,9		190,5
6	11	53	L. PHOMMARA	SUI	Team Phommara	KTM	14	7.380	0.032	1'51.031	195,3		197,1
7	3	42	J. FRELLSEN	DEN	MCA Racing	KTM	14	8.332	0.952	1'51.004	188,8		194,9
8	13	55	A. ZELENAK	GER	JRP Academy Racing Team	KTM	14	20.912	12.580	1'51.711	193,2		186,9
9	14	25	K. GUNDERMANN	SUI	KG Racing	KTM	14	49.673	28.761	1'54.518	196,7		192,2
10	12	16	K. SCHOO	NED	KS Racing	KTM	14	49.791	0.118	1'54.300	193,5		193,2
11	15	41	L. DEKKERS	BEL	Junior Black Knights	KTM	14	50.001	0.210	1'54.156	183,1		186,5
12	17	4	N. WANNENMACHER	AUT	KTM Braumandl	KTM	14	59.499	9.498	1'55.152	193,5		189,5
13	16	13	L. RAMMERSTORFER	AUT	Heating Factory Youngsters	KTM	14	59.522	0.023	1'55.030	192,2		185,2
14	18	81	D. KRABACHER	AUT	Kini Bikeworld	KTM	14	1'26.714	27.192	1'56.740	189,8		187,5
15	19	23	L. PONTILLO	BEL	Junior Black Knights	KTM	14	1'26.752	0.038	1'56.978	184,6		186,9
-----Not Classified-----													
RET	6	95	M. SCHMID	SUI	Team Schmid	KTM	11	3 Laps		1'51.117	193,5		189,5
RET	10	57	K. HOLZER	AUT	HK Racing	KTM	10	4 Laps		1'50.823	193,9		190,8
RET	5	36	J. VAN CRUGTEN	NED	BB64 Academy	KTM	9	5 Laps		1'51.272	191,8		191,2
RET	8	46	M. MASILI	ITA	Fairium Next Generation Reders Team	KTM	9	5 Laps		1'51.090	194,6		193,2

AIR	Humidity:	50%	Temp:	18°C
TRACK	Condition:	Dry	Temp:	25°C

Race Fastest Lap	(New Record)	Lap 3	K.Holzer	1'50.823	147,543 Km/h
------------------	--------------	-------	----------	----------	--------------

23/04/2023 Start 16:17 End 16:50

The results are provisional until the end of the time limit for protests and appeals and the completion of the technical checks.

FICR PERUGIA TIMING



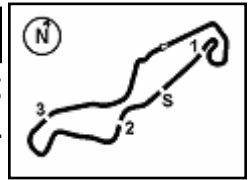


NORTHERN TALENT CUP

Pirelli Dutch Round, 21-23 April 2023 Results Race 2

25

NTC
742/01



TT Circuit Assen 4.542 m

2 / 2

Race Highlights

Time	No. Rider	Description
16.05.49		Sighting Lap Started
16.15.02		Warm-up Lap Started
16.17.43		Start
16.19.03		No Jump Starts
16.34.28	46 M. MASILI	Crashed - Turn 11
16.34.28	36 J. VAN CRUGTEN	Crashed - Turn 11
16.34.28	57 K. HOLZER	Crashed - Turn 11
16.34.37	57 K. HOLZER	Re-joined
16.35.09	57 K. HOLZER	Entered Pits
16.35.16	36 J. VAN CRUGTEN	Out
16.35.19	46 M. MASILI	Out
16.37.08	95 M. SCHMID	Crashed - Turn 1
16.37.38	95 M. SCHMID	Out
16.50.14		End Of Session

23/04/2023 Start End
16:17 16:50

The results are provisional until the end of the time limit for protests and appeals
and the completion of the technical checks.

FICR PERUGIA TIMING



DORNA



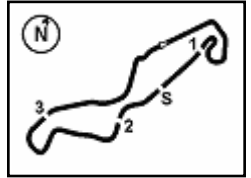
NORTHERN TALENT CUP

Pirelli Dutch Round, 21-23 April 2023

Lap Chart Race 2

26

NTC
742/01



TT Circuit Assen 4.542 m

1 / 3

		Lap													
	1	2	3	4	5	6	7	8	9	10	11	12	13	14	
1	36	36	36	36	36	36	36	57	57	36	95	95	7	48	
2	95	95	46	95	57	57	57	36	36	57	57	7	12	7	
3	46	46	95	57	95	95	95	95	95	48	12	48	12		
4	57	57	57	46	46	46	46	46	46	46	7	48	27	27	
5	7	48	7	7	48	48	7	48	48	7	12	27	29	29	
6	48	7	48	48	7	7	42	12	7	48	27	29	53	53	
7	42	42	42	42	12	12	48	7	12	12	29	53	42	42	
8	12	12	12	12	42	42	12	29	29	29	53	42	55	55	
9	29	29	29	29	29	29	29	53	27	27	42	55	25	25	
10	55	55	55	55	55	53	53	27	53	53	55	25	16	16	
11	27	53	53	27	53	55	27	55	55	55	25	41	41	41	
12	53	27	27	53	27	27	55	42	42	42	16	16	4	4	
13	25	25	25	16	25	16	25	41	16	25	41	4	13	13	
14	16	16	16	25	16	25	41	25	25	16	4	13	23	81	
15	41	41	41	41	41	41	16	16	41	41	13	23	81	23	
16	13	4	4	4	4	4	4	4	4	13	23	81			
17	23	13	13	13	13	13	13	13	13	13	4	81			
18	4	23	23	23	23	23	23	23	23	23					
19	81	81	81	81	81	81	81	81	81	81					

Final Result		
1	48 PHOMMARA L.	Laps 14
2	7 CASPAR SESSLER R.	0.106
3	12 VINCZE M.	0.177
4	27 NATIVI A.	7.231
5	29 NOVOTNY F.	7.348
6	53 PHOMMARA L.	7.380
7	42 FRELLSEN J.	8.332
8	55 ZELENAK A.	20.912
9	25 GUNDERMANN K.	49.673
10	16 SCHOO K.	49.791
11	41 DEKKERS L.	50.001
12	4 WANNENMACHER N.	59.499
13	13 RAMMERSTORFER L.	59.522
14	81 KRABACHER D.	1'26.714
15	23 PONTILLO L.	1'26.752
RET	95 SCHMID M.	3 Laps
RET	57 HOLZER K.	4 Laps
RET	36 VAN CRUGTEN J.	5 Laps
RET	46 MASILI M.	5 Laps



FICR PERUGIA TIMING



Lap 1

1	36 van Crugten J.	9.:76'.9.6
2	95 Schmid M.	0.161
3	46 Masili M.	0.235
4	57 Holzer K.	0.509
5	7 Caspar Sessler R.	
6	48 Phommara L.	
7	42 Frellsen J.	
8	12 Vincze M.	
9	29 Novotny F.	
10	55 Zelenak A.	
11	27 Nativi A.	
12	53 Phommara L.	
13	25 Gundermann K.	
14	16 Schoo K.	
15	41 Dekkers L.	
16	13 Rammerstorfer L.	
17	23 Pontillo L.	
18	4 Wannenmacher N.	
19	81 Krabacher D.	

Lap 2

1	36 van Crugten J.	2.020
2	95 Schmid M.	0.311
3	46 Masili M.	0.426
4	57 Holzer K.	0.996
5	48 Phommara L.	
6	7 Caspar Sessler R.	
7	42 Frellsen J.	
8	12 Vincze M.	
9	29 Novotny F.	
10	55 Zelenak A.	
11	53 Phommara L.	
12	27 Nativi A.	
13	25 Gundermann K.	
14	16 Schoo K.	
15	41 Dekkers L.	
16	4 Wannenmacher N.	
17	13 Rammerstorfer L.	
18	23 Pontillo L.	
19	81 Krabacher D.	

Lap 3

1	36 van Crugten J.	1'57.112
2	46 Masili M.	1.505
3	95 Schmid M.	1.652
4	57 Holzer K.	2.114
5	7 Caspar Sessler R.	
6	48 Phommara L.	
7	42 Frellsen J.	
8	12 Vincze M.	
9	29 Novotny F.	
10	55 Zelenak A.	
11	53 Phommara L.	
12	27 Nativi A.	
13	25 Gundermann K.	
14	16 Schoo K.	
15	41 Dekkers L.	
16	4 Wannenmacher N.	
17	13 Rammerstorfer L.	
18	23 Pontillo L.	
19	81 Krabacher D.	

Lap 4

1	36 van Crugten J.	3'49.317
2	95 Schmid M.	0.564
3	57 Holzer K.	0.732
4	46 Masili M.	1.938
5	7 Caspar Sessler R.	
6	48 Phommara L.	
7	42 Frellsen J.	
8	12 Vincze M.	

9	29 Novotny F.	
10	55 Zelenak A.	
11	27 Nativi A.	
12	53 Phommara L.	
13	16 Schoo K.	
14	25 Gundermann K.	
15	41 Dekkers L.	
16	4 Wannenmacher N.	
17	13 Rammerstorfer L.	
18	23 Pontillo L.	
19	81 Krabacher D.	

Lap 5

1	36 van Crugten J.	5'40.589
2	57 Holzer K.	0.819
3	95 Schmid M.	0.976
4	46 Masili M.	2.868
5	48 Phommara L.	
6	7 Caspar Sessler R.	
7	12 Vincze M.	
8	42 Frellsen J.	
9	29 Novotny F.	
10	55 Zelenak A.	
11	53 Phommara L.	
12	27 Nativi A.	
13	25 Gundermann K.	
14	16 Schoo K.	
15	41 Dekkers L.	
16	4 Wannenmacher N.	
17	13 Rammerstorfer L.	
18	23 Pontillo L.	
19	81 Krabacher D.	

Lap 6

1	36 van Crugten J.	7'32.980
2	57 Holzer K.	0.540
3	95 Schmid M.	0.654
4	46 Masili M.	3.171
5	48 Phommara L.	
6	7 Caspar Sessler R.	
7	12 Vincze M.	
8	42 Frellsen J.	
9	29 Novotny F.	
10	53 Phommara L.	
11	55 Zelenak A.	
12	27 Nativi A.	
13	16 Schoo K.	
14	25 Gundermann K.	
15	41 Dekkers L.	
16	4 Wannenmacher N.	
17	13 Rammerstorfer L.	
18	23 Pontillo L.	
19	81 Krabacher D.	

Lap 7

1	36 van Crugten J.	9'24.810
2	57 Holzer K.	0.422
3	95 Schmid M.	0.487
4	46 Masili M.	3.460
5	7 Caspar Sessler R.	
6	42 Frellsen J.	
7	48 Phommara L.	
8	12 Vincze M.	
9	29 Novotny F.	
10	53 Phommara L.	
11	27 Nativi A.	
12	55 Zelenak A.	
13	25 Gundermann K.	
14	41 Dekkers L.	
15	16 Schoo K.	
16	4 Wannenmacher N.	
17	13 Rammerstorfer L.	
18	23 Pontillo L.	

Lap 8

1	57 Holzer K.	11'17.279
2	36 van Crugten J.	0.224
3	95 Schmid M.	0.585
4	46 Masili M.	2.369
5	48 Phommara L.	
6	12 Vincze M.	
7	7 Caspar Sessler R.	
8	29 Novotny F.	
9	53 Phommara L.	
10	27 Nativi A.	
11	55 Zelenak A.	
12	42 Frellsen J.	
13	41 Dekkers L.	
14	25 Gundermann K.	
15	16 Schoo K.	
16	4 Wannenmacher N.	
17	13 Rammerstorfer L.	
18	23 Pontillo L.	
19	81 Krabacher D.	

Lap 9

1	57 Holzer K.	13'09.043
2	36 van Crugten J.	0.035
3	95 Schmid M.	0.145
4	46 Masili M.	1.695
5	48 Phommara L.	
6	7 Caspar Sessler R.	
7	12 Vincze M.	
8	29 Novotny F.	
9	27 Nativi A.	
10	53 Phommara L.	
11	55 Zelenak A.	
12	42 Frellsen J.	
13	16 Schoo K.	
14	25 Gundermann K.	
15	41 Dekkers L.	
16	4 Wannenmacher N.	
17	13 Rammerstorfer L.	
18	23 Pontillo L.	
19	81 Krabacher D.	

Lap 10

1	36 van Crugten J.	15'01.437
2	57 Holzer K.	0.308
3	95 Schmid M.	0.335
4	46 Masili M.	0.427
5	7 Caspar Sessler R.	
6	48 Phommara L.	
7	12 Vincze M.	
8	29 Novotny F.	
9	27 Nativi A.	
10	53 Phommara L.	
11	55 Zelenak A.	
12	42 Frellsen J.	
13	25 Gundermann K.	
14	16 Schoo K.	
15	41 Dekkers L.	
16	13 Rammerstorfer L.	
17	4 Wannenmacher N.	
18	23 Pontillo L.	
19	81 Krabacher D.	

Lap 11

1	95 Schmid M.	16'54.631
2	57 Holzer K.	50.644
3	48 Phommara L.	
4	7 Caspar Sessler R.	
5	12 Vincze M.	
6	27 Nativi A.	

7	29 Novotny F.	
8	53 Phommara L.	
9	42 Frellsen J.	
10	55 Zelenak A.	
11	25 Gundermann K.	
12	16 Schoo K.	
13	41 Dekkers L.	
14	4 Wannenmacher N.	
15	13 Rammerstorfer L.	
16	23 Pontillo L.	
17	81 Krabacher D.	

Lap 12

1	95 Schmid M.	18'46.369
2	7 Caspar Sessler R.	3'41.038
3	12 Vincze M.	3'41.173
4	48 Phommara L.	3'41.300
5	27 Nativi A.	3'46.385
6	29 Novotny F.	3'46.444
7	53 Phommara L.	3'46.463
8	42 Frellsen J.	3'50.474
9	55 Zelenak A.	3'55.415
10	25 Gundermann K.	4'24.273
11	41 Dekkers L.	4'24.435
12	16 Schoo K.	4'24.791
13	4 Wannenmacher N.	4'33.745
14	13 Rammerstorfer L.	4'33.975
15	23 Pontillo L.	4'57.446
16	81 Krabacher D.	4'57.586

Lap 13

1	7 Caspar Sessler R.	24'19.262
2	12 Vincze M.	0.154
3	48 Phommara L.	0.241
4	27 Nativi A.	5.928
5	29 Novotny F.	5.996
6	53 Phommara L.	6.016
7	42 Frellsen J.	9.121
8	55 Zelenak A.	17.709
9	25 Gundermann K.	46.014
10	16 Schoo K.	46.198
11	41 Dekkers L.	46.340
12	4 Wannenmacher N.	56.030
13	13 Rammerstorfer L.	56.285
14	23 Pontillo L.	1'21.567
15	81 Krabacher D.	1'21.767

Lap 14

1	48 Phommara L.	26'11.055
2	7 Caspar Sessler R.	0.106
3	12 Vincze M.	0.177
4	27 Nativi A.	7.231
5	29 Novotny F.	7.348
6	53 Phommara L.	7.380
7	42 Frellsen J.	8.332
8	55 Zelenak A.	20.912
9	25 Gundermann K.	49.673
10	16 Schoo K.	49.791
11	41 Dekkers L.	50.001
12	4 Wannenmacher N.	59.499
13	13 Rammerstorfer L.	59.522
14	81 Krabacher D.	1'26.714
15	23 Pontillo L.	1'26.752



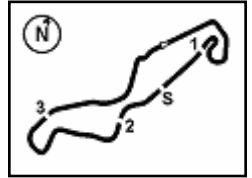
NORTHERN TALENT CUP

Pirelli Dutch Round, 21-23 April 2023

Lap Chart Race 2

26

NTC
742/01



TT Circuit Assen 4.542 m

3 / 3

Race Pace Comparison

	48 Pha	7 Cas	12 Vin	27 Nat	29 Nov	53 Phm	42 Fre	55 Zel	25 Gun	16 Sch	41 Dek	4 Wan	13 Ram	81 Kra
1	1'57.312	1'57.017	1'57.683	1'59.527	1'58.139	1'59.844	1'57.578	1'59.050	2'01.377	2'01.634	2'02.156	2'04.516	2'03.306	2'04.720
2	1'51.604	1'52.190	1'51.927	1'52.265	1'51.646	1'51.583	1'51.964	1'51.711	1'55.849	1'55.681	1'55.237	1'56.206	1'57.555	1'59.096
3	1'51.797	1'51.272	1'51.497	1'52.492	1'51.378	1'52.045	1'51.442	1'52.494	1'55.945	1'55.951	1'56.129	1'57.198	1'57.131	1'58.855
4	1'51.998	1'52.054	1'52.228	1'52.350	1'52.364	1'53.212	1'51.912	1'53.002	1'56.244	1'55.987	1'56.210	1'56.044	1'56.172	1'58.472
5	1'51.942	1'52.231	1'51.654	1'52.333	1'52.087	1'51.985	1'52.205	1'52.124	1'55.396	1'55.786	1'55.462	1'55.989	1'56.007	1'59.043
6	1'52.111	1'52.134	1'52.093	1'51.349	1'52.106	1'51.052	1'52.228	1'51.745	1'55.534	1'55.187	1'55.390	1'55.383	1'55.517	1'57.751
7	1'51.924	1'51.499	1'51.818	1'51.663	1'51.597	1'51.031	1'51.232	1'51.945	1'54.779	1'55.491	1'54.989	1'55.693	1'55.593	1'57.560
8	1'52.051	1'52.834	1'52.072	1'51.367	1'52.483	1'51.196	2'01.339	1'52.671	1'55.235	1'54.931	1'54.750	1'55.431	1'55.406	1'57.481
9	1'51.306	1'51.249	1'51.601	1'51.190	1'52.531	1'53.007	1'52.811	1'54.156	1'55.391	1'54.972	1'55.760	1'56.171	1'56.271	1'58.233
10	1'51.413	1'50.916	1'51.034	1'52.843	1'52.311	1'52.464	1'51.256	1'54.428	1'55.054	1'55.682	1'55.382	1'56.276	1'55.869	1'57.536
11	1'51.757	1'51.998	1'51.951	1'52.891	1'53.708	1'53.094	1'51.551	1'53.881	1'55.320	1'55.175	1'55.183	1'56.055	1'56.350	1'57.502
12	1'52.454	1'52.013	1'51.984	1'52.484	1'52.463	1'52.319	1'51.325	1'54.577	1'54.518	1'54.683	1'54.156	1'55.152	1'55.167	1'57.706
13	1'51.834	1'51.855	1'51.874	1'52.436	1'52.445	1'52.446	1'51.540	1'55.187	1'54.634	1'54.300	1'54.798	1'55.178	1'55.203	1'57.074
14	1'51.552	1'51.899	1'51.816	1'53.096	1'53.145	1'53.157	1'51.004	1'54.996	1'55.452	1'55.386	1'55.454	1'55.262	1'55.030	1'56.740

	23 Pon	95 Scm	57 Hol	36 van	46 Mas
1	2'04.458	9.:77'.0.7	9.:77'.4.5	9.:76'.9.6	9.:77'.1.1
2	1'59.207	2'35.234	2'35.571	2'35.084	2'35.275
3	1'58.868	1'56.433	1'56.210	1'55.092	1'56.171
4	1'58.570	1'51.117	1'50.823	1'52.205	1'52.638
5	1'58.839	1'51.684	1'51.359	1'51.272	1'52.202
6	1'57.554	1'52.069	1'52.112	1'52.391	1'52.694
7	1'57.779	1'51.663	1'51.712	1'51.830	1'52.119
8	1'57.322	1'52.567	1'52.047	1'52.693	1'51.378
9	1'58.419	1'51.324	1'51.764	1'51.575	1'51.090
10	1'57.462	1'52.584	1'52.702	1'52.359	1'51.126
11	1'57.613	1'52.859	2'43.530		
12	1'57.724	1'51.738			
13	1'57.014				
14	1'56.978				



FICR PERUGIA TIMING



RESULTS			
1	48	PHOMMARA Lenox	KTM
2	7	CASPAR SESSLER Rocco	KTM
3	12	VINCZE Martin	KTM
4	27	NATIVI Antoine	KTM
5	29	NOVOTNY Filip	KTM
6	53	PHOMMARA Levin	KTM
7	42	FRELLSEN Julius	KTM
8	55	ZELENAK Anakin	KTM
9	25	GUNDERMANN Kimi-Nikita	KTM
10	16	SCHOO Kyano	KTM
11	41	DEKKERS Loris	KTM
12	4	WANNENMACHER Niklas	KTM
13	13	RAMMERSTORFER Luis	KTM
14	81	KRABACHER Daniel	KTM
15	23	PONTILLO Lorenzo	KTM
RET	95	SCHMID Maxime	KTM
RET	57	HOLZER Kilian	KTM
RET	36	VAN CRUGTEN Jurrien	KTM
RET	46	MASILI Matteo	KTM
			Laps 14
			0.106
			0.177
			7.231
			7.348
			7.380
			8.332
			20.912
			49.673
			49.791
			50.001
			59.499
			59.522
			1'26.714
			1'26.752
			3 Laps
			4 Laps
			5 Laps

SPEED			
1	27	NATIVI Antoine	KTM
2	25	GUNDERMANN Kimi-Nikita	KTM
3	53	PHOMMARA Levin	KTM
4	46	MASILI Matteo	KTM
5	57	HOLZER Kilian	KTM
6	29	NOVOTNY Filip	KTM
7	95	SCHMID Maxime	KTM
8	16	SCHOO Kyano	KTM
9	4	WANNENMACHER Niklas	KTM
10	55	ZELENAK Anakin	KTM
11	13	RAMMERSTORFER Luis	KTM
12	36	VAN CRUGTEN Jurrien	KTM
13	48	PHOMMARA Lenox	KTM
14	81	KRABACHER Daniel	KTM
15	12	VINCZE Martin	KTM
16	42	FRELLSEN Julius	KTM
17	7	CASPAR SESSLER Rocco	KTM
18	23	PONTILLO Lorenzo	KTM
19	41	DEKKERS Loris	KTM
			198,2
			196,7
			195,3
			194,6
			193,9
			193,9
			193,5
			193,5
			193,2
			192,2
			191,8
			191,5
			189,8
			189,8
			188,8
			188,2
			184,6
			183,1

SEG. 1		
1	48	PHOMMARA Lenox 35.629
2	7	CASPAR SESSLER Rocco 35.691
3	42	FRELLSEN Julius 35.787
4	46	MASILI Matteo 35.810
5	27	NATIVI Antoine 35.889
6	12	VINCZE Martin 35.900
7	55	ZELENAK Anakin 35.947
8	57	HOLZER Kilian 35.956
9	95	SCHMID Maxime 36.043
10	36	VAN CRUGTEN Jurrien 36.049
11	29	NOVOTNY Filip 36.061
12	53	PHOMMARA Levin 36.090
13	25	GUNDERMANN Kimi-Nikit 36.627
14	16	SCHOO Kyano 36.685
15	41	DEKKERS Loris 36.762
16	4	WANNENMACHER Niklas 37.012
17	13	RAMMERSTORFER Luis 37.217
18	23	PONTILLO Lorenzo 37.772
19	81	KRABACHER Daniel 37.901

SEG. 2		
1	95	SCHMID Maxime 17.940
2	53	PHOMMARA Levin 17.960
3	27	NATIVI Antoine 17.964
4	57	HOLZER Kilian 18.008
5	55	ZELENAK Anakin 18.013
6	46	MASILI Matteo 18.104
7	29	NOVOTNY Filip 18.111
8	48	PHOMMARA Lenox 18.133
9	36	VAN CRUGTEN Jurrien 18.153
10	12	VINCZE Martin 18.237
11	42	FRELLSEN Julius 18.244
12	7	CASPAR SESSLER Rocco 18.333
13	25	GUNDERMANN Kimi-Nikit 18.343
14	16	SCHOO Kyano 18.469
15	13	RAMMERSTORFER Luis 18.483
16	4	WANNENMACHER Niklas 18.599
17	41	DEKKERS Loris 18.844
18	81	KRABACHER Daniel 18.863
19	23	PONTILLO Lorenzo 18.933

SEG. 3		
1	42	FRELLSEN Julius 30.698
2	7	CASPAR SESSLER Rocco 30.715
3	29	NOVOTNY Filip 30.771
4	57	HOLZER Kilian 30.780
5	36	VAN CRUGTEN Jurrien 30.783
6	12	VINCZE Martin 30.788
7	48	PHOMMARA Lenox 30.828
8	53	PHOMMARA Levin 30.838
9	95	SCHMID Maxime 30.866
10	46	MASILI Matteo 30.867
11	55	ZELENAK Anakin 30.895
12	27	NATIVI Antoine 30.945
13	16	SCHOO Kyano 31.694
14	41	DEKKERS Loris 31.701
15	25	GUNDERMANN Kimi-Nikit 31.711
16	13	RAMMERSTORFER Luis 31.781
17	4	WANNENMACHER Niklas 32.090
18	81	KRABACHER Daniel 32.143
19	23	PONTILLO Lorenzo 32.359

SEG. 4		
1	53	PHOMMARA Levin 25.847
2	48	PHOMMARA Lenox 25.890
3	12	VINCZE Martin 25.951
4	29	NOVOTNY Filip 25.952
5	36	VAN CRUGTEN Jurrien 25.972
6	42	FRELLSEN Julius 25.973
7	57	HOLZER Kilian 25.986
8	46	MASILI Matteo 26.015
9	7	CASPAR SESSLER Rocco 26.032
10	27	NATIVI Antoine 26.062
11	95	SCHMID Maxime 26.072
12	55	ZELENAK Anakin 26.118
13	41	DEKKERS Loris 26.675
14	16	SCHOO Kyano 26.743
15	13	RAMMERSTORFER Luis 26.743
16	4	WANNENMACHER Niklas 26.814
17	25	GUNDERMANN Kimi-Nikit 26.818
18	23	PONTILLO Lorenzo 27.251
19	81	KRABACHER Daniel 27.443



NORTHERN TALENT CUP

Pirelli Dutch Round, 21-23 April 2023

Chronological Analysis Race 2

Start at 16:17'36.879

28

NTC
742/01

TT Circuit Assen 4.542 m

1 / 3

4 N. WANNENMACHER [1'55.152]

Lap	Seg1	Seg2	Seg3	Seg4	Lap Time	km/h	Local Time
1		18.599	32.825	28.224	2'04.516	193,5	16:19'41.395
2	37.612	18.678	32.507	27.409	1'56.206	186,5	16:21'37.601
3	38.103	19.339	32.441	27.315	1'57.198	179,7	16:23'34.799
4	37.444	19.015	32.354	27.231	1'56.044	180,0	16:25'30.843
5	37.417	19.045	32.426	27.101	1'55.989	180,0	16:27'26.832
6	37.278	19.009	32.258	26.838	1'55.383	180,3	16:29'22.215
7	37.329	19.021	32.252	27.091	1'55.693	180,0	16:31'17.908
8	37.211	19.119	32.216	26.885	1'55.431	179,1	16:33'13.339
9	37.103	19.140	32.751	27.177	1'56.171	178,5	16:35'09.510
10	37.286	19.095	32.423	27.472	1'56.276	179,4	16:37'05.786
11	37.761	19.152	32.090	27.052	1'56.055	178,2	16:39'01.841
12	37.238	18.992	32.108	26.814	1'55.152	180,0	16:40'56.993
13	37.012	18.883	32.257	27.026	1'55.178	180,0	16:42'52.171
14	37.095	18.803	32.149	27.215	1'55.262	180,9	16:44'47.433

Race Time 27'10.554

10	37.521	18.994	32.075	27.279	1'55.869	180,3	16:37'05.706
11	37.803	19.526	32.013	27.008	1'56.350	175,9	16:39'02.056
12	37.528	18.882	31.839	26.918	1'55.167	181,8	16:40'57.223
13	37.217	18.761	32.037	27.188	1'55.203	181,2	16:42'52.426
14	37.267	18.720	31.781	27.262	1'55.030	182,7	16:44'47.456

Race Time 27'10.577

16 K. SCHOO [1'54.300]

Lap	Seg1	Seg2	Seg3	Seg4	Lap Time	km/h	Local Time
1		18.469	32.263	27.092	2'01.634	193,5	16:19'38.513
2	37.013	19.186	32.090	27.392	1'55.681	185,6	16:21'34.194
3	37.599	19.085	32.131	27.136	1'55.951	187,8	16:23'30.145
4	37.184	19.382	32.347	27.074	1'55.987	178,2	16:25'26.132
5	37.382	19.223	32.184	26.997	1'55.786	184,0	16:27'21.918
6	36.812	19.128	32.186	27.061	1'55.187	184,6	16:29'17.105
7	36.888	19.271	32.002	27.330	1'55.491	181,5	16:31'12.596
8	37.190	19.108	31.890	26.743	1'54.931	186,5	16:33'07.527
9	36.964	19.000	31.953	27.055	1'54.972	179,7	16:35'02.499
10	37.193	19.313	31.987	27.189	1'55.682	179,7	16:36'58.181
11	36.942	19.045	31.891	27.297	1'55.175	183,1	16:38'53.356
12	36.837	18.899	31.772	27.175	1'54.683	186,5	16:40'48.039
13	36.743	19.006	31.694	26.857	1'54.300	181,8	16:42'42.339
14	36.685	18.926	32.467	27.308	1'55.386	186,5	16:44'37.725

Race Time 27'00.846

23 L. PONTILLO [1'56.978]

Lap	Seg1	Seg2	Seg3	Seg4	Lap Time	km/h	Local Time
1		18.933	32.813	28.188	2'04.458	184,6	16:19'41.337
2	38.298	19.121	33.290	28.498	1'59.207	179,7	16:21'40.544
3	38.792	19.712	32.667	27.697	1'58.868	177,0	16:23'39.412
4	38.011	19.598	32.999	27.962	1'58.570	175,6	16:25'37.982
5	38.414	19.542	33.217	27.666	1'58.839	181,8	16:27'36.821
6	37.838	19.559	32.906	27.251	1'57.554	175,6	16:29'34.375
7	37.869	19.566	32.666	27.678	1'57.779	175,0	16:31'32.154
8	37.772	19.543	32.593	27.414	1'57.322	175,9	16:33'29.476
9	38.043	19.797	33.068	27.511	1'58.419	175,9	16:35'27.895
10	37.975	19.515	32.544	27.428	1'57.462	174,8	16:37'25.357
11	37.864	19.454	32.670	27.625	1'57.613	174,5	16:39'22.970
12	37.870	19.574	32.946	27.334	1'57.724	175,3	16:41'20.694
13	37.840	19.290	32.359	27.525	1'57.014	174,8	16:43'17.708
14					1'56.978		16:45'14.686

Race Time 27'37.807

25 K. GUNDERMANN [1'54.518]

Lap	Seg1	Seg2	Seg3	Seg4	Lap Time	km/h	Local Time
1		18.343	32.182	26.905	2'01.377	196,7	16:19'38.256
2	37.296	18.966	32.368	27.219	1'55.849	184,6	16:21'34.105
3	37.327	19.241	32.278	27.099	1'55.945	180,9	16:23'30.050
4	37.048	19.359	32.539	27.298	1'56.244	177,0	16:25'26.294
5	37.016	19.440	32.010	26.930	1'55.396	179,1	16:27'21.690
6	36.754	19.161	32.513	27.106	1'55.534	180,0	16:29'17.224
7	36.950	19.098	31.913	26.818	1'54.779	185,2	16:31'12.003
8	36.991	19.306	31.826	27.112	1'55.235	177,9	16:33'07.238
9	36.831	19.277	31.944	27.339	1'55.391	177,9	16:35'02.629
10	36.888	19.253	31.983	26.930	1'55.054	177,9	16:36'57.683
11	37.094	19.156	31.955	27.115	1'55.320	178,5	16:38'53.003
12	36.787	19.127	31.769	26.835	1'54.518	179,4	16:40'47.521
13	36.722	19.134	31.711	27.067	1'54.634	178,2	16:42'42.155
14	36.627	19.162	32.653	27.010	1'55.452	178,8	16:44'37.607

Race Time 27'00.728

27 A. NATIVI [1'51.190]

Lap	Seg1	Seg2	Seg3	Seg4	Lap Time	km/h	Local Time
1		18.431	31.508	26.592	1'59.527	188,2	16:19'36.406
2	36.176	17.964	31.498	26.627	1'52.265	198,2	16:21'28.671
3	36.488	18.257	31.233	26.514	1'52.492	192,5	16:23'21.163

7 R. CASPAR SESSLER [1'50.916]

Lap	Seg1	Seg2	Seg3	Seg4	Lap Time	km/h	Local Time
1		18.679	31.179	26.125	1'57.017	181,2	16:19'33.896
2	36.571	18.455	30.920	26.244	1'52.190	188,2	16:21'26.086
3	35.691	18.370	31.085	26.126	1'51.272	186,5	16:23'17.358
4	36.001	18.873	31.125	26.055	1'52.054	180,6	16:25'09.412
5	36.137	18.685	31.193	26.216	1'52.231	180,3	16:27'01.643
6	36.111	18.808	31.127	26.088	1'52.134	180,3	16:28'53.777
7	35.883	18.479	31.013	26.124	1'51.499	181,8	16:30'45.276
8	36.466	18.767	31.150	26.451	1'52.834	182,4	16:32'38.110
9	35.716	18.786	30.715	26.032	1'51.249	182,1	16:34'29.359
10	35.696	18.333	30.814	26.073	1'50.916	185,2	16:36'20.275
11	35.790	18.691	31.220	26.297	1'51.998	180,0	16:38'12.273
12	35.972	18.690	31.002	26.349	1'52.013	180,9	16:40'04.286
13	35.952	18.655	30.955	26.293	1'51.855	180,6	16:41'56.141
14	35.945	18.672	30.887	26.395	1'51.899	180,6	16:43'48.040

Race Time 26'11.161

12 M. VINCZE [1'51.034]

Lap	Seg1	Seg2	Seg3	Seg4	Lap Time	km/h	Local Time
1		18.237	30.944	25.951	1'57.683	189,5	16:19'34.562
2	36.603	18.493	30.817	26.014	1'51.927	181,5	16:21'26.489
3	36.228	18.253	30.800	26.216	1'51.497	189,1	16:23'17.986
4	36.495	18.404	30.868	26.461	1'52.228	185,6	16:25'10.214
5	36.179	18.320	31.106	26.049	1'51.654	187,2	16:27'01.868
6	36.635	18.422	31.026	26.010	1'52.093	189,8	16:28'53.961
7	36.058	18.495	31.012	26.253	1'51.818	182,7	16:30'45.779
8	36.367	18.361	31.104	26.240	1'52.072	183,7	16:32'37.851
9	35.900	18.714	30.835	26.152	1'51.601	180,3	16:34'29.452
10	35.910	18.267	30.788	26.069	1'51.034	185,9	16:36'20.486
11	36.100	18.299	31.050	26.502	1'51.951	184,6	16:38'12.437
12	36.261	18.353	30.990	26.380	1'51.984	185,9	16:40'04.421
13	36.099	18.441	31.008	26.326	1'51.874	183,4	16:41'56.295
14	36.064	18.461	30.943	26.348	1'51.816	184,9	16:43'48.111

Race Time 26'11.232

13 L. RAMMERSTORFER [1'55.030]

Lap	Seg1	Seg2	Seg3	Seg4	Lap Time	km/h	Local Time
1		18.483	32.331	27.670	2'03.306	192,2	16:19'40.185
2	38.436	18.969	32.642	27.508	1'57.555	180,9	16:21'37.740
3	37.944	19.573	32.489	27.125	1'57.131	177,6	16:23'34.871
4	37.823	19.009	32.326	27.014	1'56.172	182,1	16:25'31.043
5	37.842	18.926	32.201	27.038	1'56.007	182,4	16:27'27.050
6	37.565	18.852	32.064	27.036	1'55.517	182,1	16:29'22.567
7	37.521	19.006	32.170	26.896	1'55.593	180,0	16:31'18.160
8	37.454	19.086	32.123	26.743	1'55.406	180,6	16:33'13.566
9	37.478	19.086	32.416	27.291	1'56.271	179,1	16:35'09.837

23/04/2023

P = Pits In/Out - C = Lap Time Cancelled

FICR PERUGIA TIMING





NORTHERN TALENT CUP

Pirelli Dutch Round, 21-23 April 2023

Chronological Analysis Race 2

28
NTC
742/01

TT Circuit Assen 4.542 m

Start at 16:17'36.879

2 / 3

4	36.222	18.294	31.419	26.415	1'52.350	193,9	16:25'13.513	2	36.295	18.432	31.016	26.221	1'51.964	187,8	16:21'26.421
5	36.069	18.326	31.610	26.328	1'52.333	189,8	16:27'05.846	3	35.975	18.244	30.883	26.340	1'51.442	188,8	16:23'17.863
6	36.040	18.244	31.003	26.062	1'51.349	193,2	16:28'57.195	4	35.858	18.843	30.930	26.281	1'51.912	184,0	16:25'09.775
7	36.185	18.166	31.122	26.190	1'51.663	191,2	16:30'48.858	5	35.993	18.786	30.929	26.497	1'52.205	181,8	16:27'01.980
8	35.889	18.213	31.010	26.255	1'51.367	188,8	16:32'40.225	6	35.936	18.601	31.031	26.660	1'52.228	184,0	16:28'54.208
9	35.931	18.186	30.945	26.128	1'51.190	190,5	16:34'31.415	7	35.943	18.530	30.699	26.060	1'51.232	184,0	16:30'45.440
10	36.413	18.381	31.443	26.606	1'52.843	184,9	16:36'24.258	8	36.016	18.923	31.072	35.328	2'01.339	180,3	16:32'46.779
11	36.407	18.389	31.516	26.579	1'52.891	188,5	16:38'17.149	9	36.660	18.746	31.231	26.174	1'52.811	182,4	16:34'39.590
12	36.325	18.493	31.276	26.390	1'52.484	184,6	16:40'09.633	10	35.829	18.612	30.842	25.973	1'51.256	183,7	16:36'30.846
13	36.186	18.538	31.262	26.450	1'52.436	184,3	16:42'02.069	11	35.787	18.648	30.977	26.139	1'51.551	182,4	16:38'22.397
14	36.212	18.514	31.560	26.810	1'53.096	184,6	16:43'55.165	12	35.896	18.483	30.897	26.049	1'51.325	184,6	16:40'13.722
Race Time 26'18.286															
13	35.917	18.520	30.841	26.262	1'51.540	185,6	16:42'05.262	13	35.917	18.520	30.841	26.262	1'51.540	185,6	16:42'05.262
14	35.826	18.252	30.732	26.194	1'51.004	186,9	16:43'56.266	14	35.826	18.252	30.732	26.194	1'51.004	186,9	16:43'56.266
Race Time 26'19.387															

29 F. NOVOTNY [1'51.378]

Lap	Seg1	Seg2	Seg3	Seg4	Lap Time	km/h	Local Time
1		18.546	31.177	26.082	1'58.139	183,7	16:19'35.018
2	36.170	18.545	30.822	26.109	1'51.646	181,5	16:21'26.664
3	36.119	18.278	30.771	26.210	1'51.378	190,1	16:23'18.042
4	36.529	18.530	30.886	26.419	1'52.364	186,5	16:25'10.406
5	36.370	18.250	31.092	26.375	1'52.087	193,5	16:27'02.493
6	36.323	18.629	31.031	26.123	1'52.106	191,2	16:28'54.599
7	36.232	18.111	30.930	26.324	1'51.597	190,8	16:30'46.196
8	36.489	18.423	31.219	26.352	1'52.483	192,2	16:32'38.679
9	36.061	18.189	31.685	26.596	1'52.531	193,9	16:34'31.210
10	36.301	18.909	31.149	25.952	1'52.311	180,6	16:36'23.521
11	36.426	18.902	31.660	26.720	1'53.708	179,4	16:38'17.229
12	36.426	18.439	31.216	26.382	1'52.463	186,5	16:40'09.692
13	36.294	18.569	31.217	26.365	1'52.445	184,0	16:42'02.137
14	36.266	18.469	31.539	26.871	1'53.145	184,3	16:43'55.282
Race Time 26'18.403							

46 M. MASILI [1'51.090]

Lap	Seg1	Seg2	Seg3	Seg4	Lap Time	km/h	Local Time
1					10:17'01.001		16:15'04.050
2					2'35.275		16:17'39.325
3	39.937	18.412	31.636	26.186	1'56.171	186,9	16:19'35.496
4	36.242	18.380	31.864	26.152	1'52.638	188,8	16:21'28.134
5	36.159	18.185	30.975	26.883	1'52.202	190,8	16:23'20.336
6	36.614	18.356	31.314	26.410	1'52.694	192,2	16:25'13.030
7	36.081	18.689	31.269	26.080	1'52.119	183,7	16:27'05.149
8	35.810	18.519	31.026	26.023	1'51.378	185,6	16:28'56.527
9	35.889	18.319	30.867	26.015	1'51.090	187,5	16:30'47.617
10	35.933	18.133	30.920	26.140	1'51.126	190,5	16:32'38.743
Race Time 15'01.864							

48 L. PHOMMARA [1'51.306]

Lap	Seg1	Seg2	Seg3	Seg4	Lap Time	km/h	Local Time
1		18.302	31.163	26.518	1'57.312	187,5	16:19'34.191
2	36.480	18.133	30.959	26.032	1'51.604	191,5	16:21'25.795
3	35.763	18.685	30.867	26.482	1'51.797	180,9	16:23'17.592
4	35.931	18.777	30.897	26.393	1'51.998	182,1	16:25'09.590
5	36.139	18.800	30.969	26.034	1'51.942	184,0	16:27'01.532
6	36.128	18.983	31.110	25.890	1'52.111	178,2	16:28'53.643
7	35.934	18.627	31.005	26.358	1'51.924	180,9	16:30'45.567
8	36.229	18.554	31.031	26.237	1'52.051	181,5	16:32'37.618
9	35.771	18.621	30.852	26.062	1'51.306	180,0	16:34'28.924
10	35.629	18.677	30.932	26.175	1'51.413	179,7	16:36'20.337
11	36.002	18.533	31.265	25.957	1'51.757	181,2	16:38'12.094
12	36.403	18.728	30.872	26.451	1'52.454	183,7	16:40'04.548
13	36.309	18.289	30.877	26.359	1'51.834	186,9	16:41'56.382
14	36.038	18.541	30.828	26.145	1'51.552	181,8	16:43'47.934
Race Time 26'11.055							

36 J. VAN CRUGTEN [1'51.272]

Lap	Seg1	Seg2	Seg3	Seg4	Lap Time	km/h	Local Time
1					10:16'09.006		16:15'03.815
2					2'35.084		16:17'38.899
3	39.910	18.287	30.923	25.972	1'55.092	186,5	16:19'33.991
4	36.332	18.668	31.138	26.067	1'52.205	183,7	16:21'26.196
5	36.111	18.236	30.882	26.043	1'51.272	190,1	16:23'17.468
6	36.602	18.722	30.783	26.284	1'52.391	191,8	16:25'09.859
7	36.289	18.328	30.903	26.310	1'51.830	189,8	16:27'01.689
8	36.589	18.646	31.311	26.147	1'52.693	189,1	16:28'54.382
9	36.301	18.153	30.789	26.332	1'51.575	187,5	16:30'45.957
10	36.310	18.452	31.062	26.535	1'52.359	185,2	16:32'38.316
Race Time 15'01.437							

41 L. DEKKERS [1'54.156]

Lap	Seg1	Seg2	Seg3	Seg4	Lap Time	km/h	Local Time
1		18.844	32.009	27.079	2'02.156	182,1	16:19'39.035
2	37.224	18.874	31.834	27.305	1'55.237	179,7	16:21'34.272
3	37.768	18.985	32.103	27.273	1'56.129	179,7	16:23'30.401
4	37.114	19.289	32.374	27.433	1'56.210	180,3	16:25'26.611
5	37.096	19.171	32.242	26.953	1'55.462	179,1	16:27'22.073
6	36.804	19.030	32.371	27.185	1'55.390	181,2	16:29'17.463
7	36.874	19.045	32.063	27.007	1'54.989	183,1	16:31'12.452
8	36.853	19.164	31.784	26.949	1'54.750	176,5	16:33'07.202
9	37.143	19.307	32.116	27.194	1'55.760	175,3	16:35'02.962
10	36.978	19.151	32.052	27.201	1'55.382	176,5	16:36'58.344
11	37.024	18.918	32.005	27.236	1'55.183	178,2	16:38'53.527
12	36.892	18.888	31.701	26.675	1'54.156	178,5	16:40'47.683
13	36.833	19.385	31.710	26.870	1'54.798	173,4	16:42'42.481
14	36.762	18.904	32.364	27.424	1'55.454	181,2	16:44'37.935
Race Time 27'01.056							

42 J. FRELLSEN [1'51.004]

Lap	Seg1	Seg2	Seg3	Seg4	Lap Time	km/h	Local Time
1		18.555	30.698	26.292	1'57.578	186,5	16:19'34.457

53 L. PHOMMARA [1'51.031]

Lap	Seg1	Seg2	Seg3	Seg4	Lap Time	km/h	Local Time
1		18.247	31.820	26.285	1'59.844	194,9	16:19'36.723
2	36.315	18.080	31.262	25.926	1'51.583	193,2	16:21'28.306
3	36.245	18.040	31.131	26.629	1'52.045	194,6	16:23'20.351
4	36.460	18.542	31.461	26.749	1'53.212	187,2	16:25'13.563
5	36.255	18.308	31.473	25.949	1'51.985	186,5	16:27'05.548
6	36.090	18.277	30.838	25.847	1'51.052	188,5	16:28'56.600
7	36.229	18.092	30.851	25.859	1'51.031	190,1	16:30'47.631
8	36.256	17.983	30.929	26.028	1'51.196	191,8	16:32'38.827
9	36.614	17.960	31.777	26.656	1'53.007	195,3	16:34'31.834
10	36.257	18.441	31.190	26.576	1'52.464	190,1	16:36'24.298
11	36.220	18.650	31.498	26.726	1'53.094	185,9	16:38'17.392
12	36.393	18.453	31.173	26.300	1'52.319	184,3	16:40'09.711
13	36.390	18.558	31.223	26.275	1'52.446	184,6	16:42'02.157
14	36.363	18.521	31.441	26.832	1'53.157	182,7	16:43'55.314
Race Time 26'18.435							

23/04/2023

P = Pits In/Out - C = Lap Time Cancelled

FICR PERUGIA TIMING



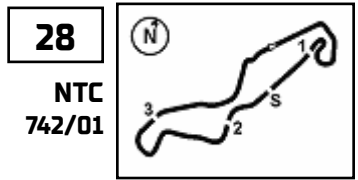


NORTHERN TALENT CUP

Pirelli Dutch Round, 21-23 April 2023

Chronological Analysis Race 2

Start at 16:17'36.879



TT Circuit Assen 4.542 m

3 / 3

Race Time 18'46.369

55 A. ZELENAK [1'51.711]

Lap	Seg1	Seg2	Seg3	Seg4	Lap Time	km/h	Local Time
1		18.380	31.483	26.343	1'59.050	191,5	16:19'35.929
2	36.390	18.121	31.061	26.139	1'51.711	193,2	16:21'27.640
3	36.171	18.534	31.096	26.693	1'52.494	184,9	16:23'20.134
4	36.754	18.630	31.182	26.436	1'53.002	187,2	16:25'13.136
5	36.100	18.578	31.328	26.118	1'52.124	184,6	16:27'05.260
6	35.947	18.439	30.895	26.464	1'51.745	184,3	16:28'57.005
7	36.506	18.013	31.034	26.392	1'51.945	189,1	16:30'48.950
8	36.258	18.676	31.231	26.506	1'52.671	182,7	16:32'41.621
9	36.713	18.981	31.735	26.727	1'54.156	179,1	16:34'35.777
10	36.796	19.203	31.791	26.638	1'54.428	178,5	16:36'30.205
11	36.757	18.872	31.491	26.761	1'53.881	180,9	16:38'24.086
12	36.755	19.040	31.793	26.989	1'54.577	177,6	16:40'18.663
13	37.048	19.210	31.894	27.035	1'55.187	177,9	16:42'13.850
14	36.986	19.038	31.793	27.179	1'54.996	178,8	16:44'08.846

Race Time 26'31.967

57 K. HOLZER [1'50.823]

Lap	Seg1	Seg2	Seg3	Seg4	Lap Time	km/h	Local Time
1					10:17'04.005		16:15'04.324
2					2'35.571		16:17'39.895
3	40.295	18.295	31.418	26.202	1'56.210	190,8	16:19'36.105
4	36.049	18.008	30.780	25.986	1'50.823	190,1	16:21'26.928
5	36.206	18.063	31.019	26.071	1'51.359	193,9	16:23'18.287
6	36.383	18.362	30.794	26.573	1'52.112	188,2	16:25'10.399
7	36.147	18.280	31.124	26.161	1'51.712	192,9	16:27'02.111
8	36.471	18.499	31.042	26.035	1'52.047	192,2	16:28'54.158
9	35.956	18.212	30.976	26.620	1'51.764	187,5	16:30'45.922
10	36.562	18.474	31.084	26.582	1'52.702	191,5	16:32'38.624
11	36.402	18.144	1'13.195	35.789	2'43.530P	190,8	16:35'22.154

Race Time 17'45.275

81 D. KRABACHER [1'56.740]

Lap	Seg1	Seg2	Seg3	Seg4	Lap Time	km/h	Local Time
1		18.863	32.596	27.958	2'04.720	189,8	16:19'41.599
2	38.554	19.100	32.771	28.671	1'59.096	186,5	16:21'40.695
3	38.878	19.221	32.686	28.070	1'58.855	182,4	16:23'39.550
4	38.447	19.247	32.937	27.841	1'58.472	182,1	16:25'38.022
5	38.313	19.732	33.238	27.760	1'59.043	178,2	16:27'37.065
6	38.149	19.306	32.809	27.487	1'57.751	182,7	16:29'34.816
7	38.103	19.289	32.470	27.698	1'57.560	179,7	16:31'32.376
8	38.101	19.338	32.565	27.477	1'57.481	181,2	16:33'29.857
9	37.901	19.381	33.407	27.544	1'58.233	179,7	16:35'28.090
10	38.271	19.337	32.485	27.443	1'57.536	181,2	16:37'25.626
11	38.095	19.304	32.548	27.555	1'57.502	182,1	16:39'23.128
12	38.024	19.176	32.841	27.665	1'57.706	181,8	16:41'20.834
13	38.162	19.286	32.143	27.483	1'57.074	179,4	16:43'17.908
14					1'56.740		16:45'14.648

Race Time 27'37.769

95 M. SCHMID [1'51.117]

Lap	Seg1	Seg2	Seg3	Seg4	Lap Time	km/h	Local Time
1					10:17'00.007		16:15'03.976
2					2'35.234		16:17'39.210
3	40.290	18.347	31.554	26.242	1'56.433	189,1	16:19'35.643
4	36.043	18.107	30.895	26.072	1'51.117	189,5	16:21'26.760
5	36.268	18.071	30.866	26.479	1'51.684	193,5	16:23'18.444
6	36.300	18.467	30.952	26.350	1'52.069	193,5	16:25'10.513
7	36.191	18.176	31.147	26.149	1'51.663	192,5	16:27'02.176
8	36.485	18.558	31.132	26.392	1'52.567	188,2	16:28'54.743
9	36.332	17.956	30.929	26.107	1'51.324	192,2	16:30'46.067
10	36.334	18.420	31.303	26.527	1'52.584	190,5	16:32'38.651
11	36.600	17.940	31.898	26.421	1'52.859	192,5	16:34'31.510
12	36.151	18.414	30.946	26.227	1'51.738	184,9	16:36'23.248

23/04/2023

P = Pits In/Out - C = Lap Time Cancelled

FICR PERUGIA TIMING



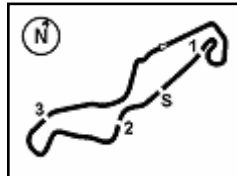


NORTHERN TALENT CUP

Pirelli Dutch Round, 21-23 April 2023 Championship Standings

29

NTC
742/01



TT Circuit Assen 4.542 m

	Points	Points From First	Points From Previous	April 23 ASSEN	May 14 SACHSENRING 1	June 4 OSCHERSLEBEN	June 16 SACHSERING 2	June 23 MOST	August 4 RED BULL RING	September 22 HOCKENHEIM											
1 PHOMMARA Lenoxx (SUI)	41			16 25 3 1																	
2 PHOMMARA Levin (SUI)	35	6		25 10 1 2																	
3 CASPAR SESSLER Rocco (GER)	30	11	5	10 20 6 3																	
4 VINCZE Martin (HUN)	29	12	1	13 16 4 4																	
5 NATIVI Antoine (FRA)	22	19	7	9 13 7 5																	
6 VAN CRUGTEN Jurrien (NED)	20	21	2	20 2 6																	
7 NOVOTNY Filip (CZE)	18	23	2	7 11 9 7																	
8 FRELSEN Julius (DEN)	15	26	3	6 9 10 8																	
9 GUNDERMANN Kimi-Nikita (SUI)	12	29	3	5 7 11 9																	
10 HOLZER Kilian (AUT)	11	30	1	11 5 10																	
11 ZELENAK Anakin (GER)	8	33	3	8 11																	
12 SCHMID Maxime (SUI)	8	33	0	8 8 11																	
13 DEKKERS Loris (BEL)	8	33	0	3 5 13 11																	
14 WANNENMACHER Niklas (AUT)	8	33	0	4 4 12 11																	
15 SCHOO Kyano (NED)	6	35	2	6 15																	
16 KRABACHER Daniel (AUT)	4	37	2	2 2 14 16																	
17 RAMMERSTORFER Luis (AUT)	3	38	1	3 17																	
18 PONTILLO Lorenzo (BEL)	1	40	2	1 18																	
19 MASILI Matteo (ITA)	1	40	0	1 15 18																	





NORTHERN TALENT CUP

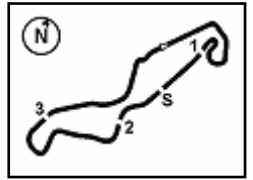
Pirelli Dutch Round, 21-23 April 2023

Weather Report Race 2

Session started 16:18 - Session ended 16:50

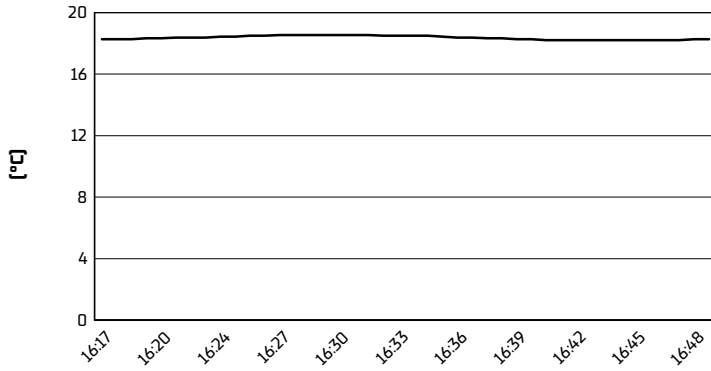
30

**NTC
742/01**

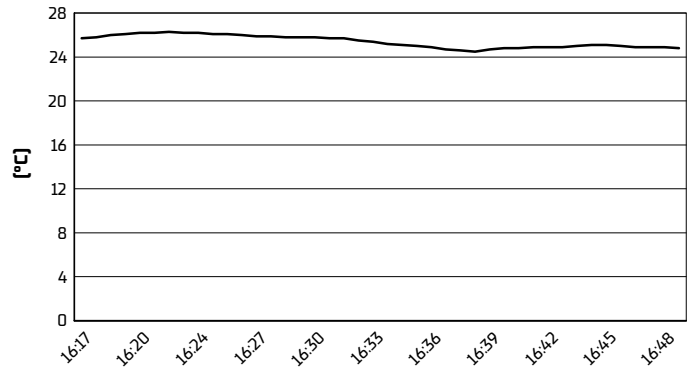


TT Circuit Assen 4.542 m


Air Temperature



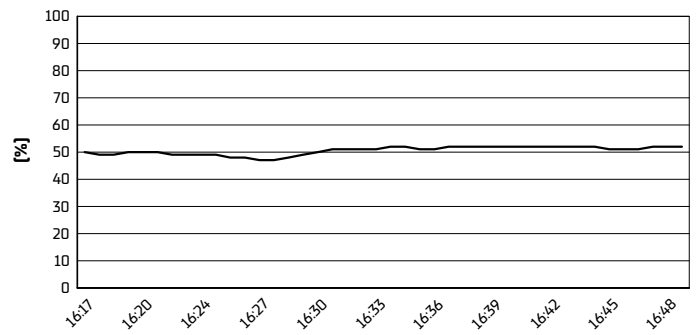
Track Temperature



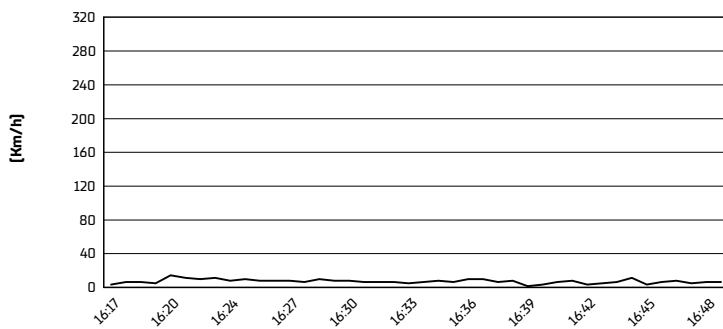
Air Pressure



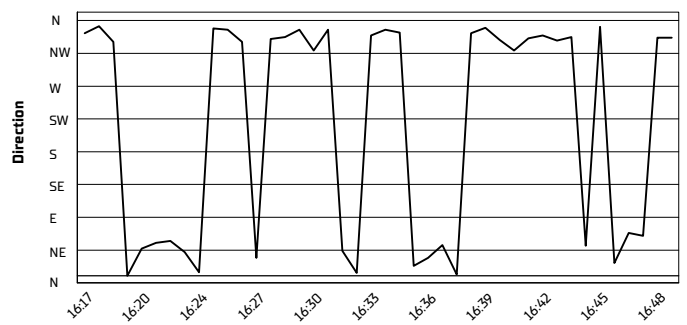
Humidity



Wind Speed



Wind Direction



23/04/2023

