



NORTHERN TALENT CUP

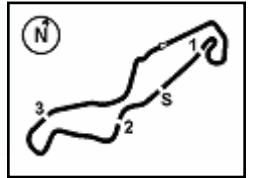
Pirelli Dutch Round, 19–21 April 2024

Entry List



1.1

NTC
742/01



TT Circuit Assen 4.542 m

No.	Rider	Team	Bike	Class
1	2 ROLIN Tom (BEL)	Junior Black Knights	Honda	
2	5 KUIL Tom (NED)	Zelda People Racing	Honda	
3	12 VINCZE Martin (HUN)	VM Racing Team	Honda	
4	16 SCHOO Kyano (NED)	KS-Racing	Honda	
5	17 WENZEL Thias (GER)	Kiefer Racing	Honda	
6	20 SCHNEIDER Dustin (GER)	Mass Sports Racing By JRP Motosport	Honda	
7	22 WEIZEL Alexander (GER)	Weizel Racing Team	Honda	
8	23 PONTILLO Lorenzo (BEL)	Junior Black Knights	Honda	
9	26 WIEGNER Ben (GER)	JB-Racing	Honda	
10	27 NATIVI Antoine (FRA)	Racing Nativi Team	Honda	
11	28 FLEERACKERS Ferre (BEL)	Junior Black Knights	Honda	
12	31 GREVEN Delano (NED)	DG Motorsport	Honda	
13	33 SIDOROV David (UKR)	Arda Moto Racing Team	Honda	
14	36 VAN CRUGTEN Jurrien (NED)	BB64 Accademy	Honda	
15	38 KITZBICHLER Tobias (AUT)	Racingteam Kitzbichler	Honda	
16	46 MASILI Matteo (ITA)	SaMarigosa MM Racing Team	Honda	
17	53 PHOMMARA Levin (SUI)	Phommara-Racing	Honda	
18	54 MELLGREN Valdemar (SUI)	Nordgren Racing	Honda	
19	55 ZELENAK Anakin (GER)	Mass Sports Racing By JRP Motosport	Honda	
20	73 KOVACS Zoltan (HUN)	Motomax Motorsport	Honda	
21	81 KRABACHER Daniel (AUT)	Kini Bike World	Honda	
22	85 BINDER Alessandro (SUI)	Kiefer Racing	Honda	
23	95 IRMSCHER Richard (GER)	Racingteam Irmischer	Honda	
24	96 EMPRIN Swam (FRA)	Swan 96	Honda	

19/04/2024

These data/results cannot be reproduced, stored and/or transmitted in whole or in part by any manner of electronic, mechanical, photocopying, recording, broadcasting or otherwise now known or herein after developed without the previous express consent by the copyright owner, except for reproduction in daily press and regular printed publications on sale to the public within 60 days of the event related to those data/results and always provided that copyright symbol appears together as follows below.

© DORNA WSBK ORGANIZATION Srl 2024



NORTHERN TALENT CUP

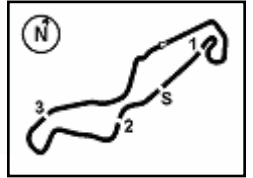
Pirelli Dutch Round, 19–21 April 2024

Results Free Practice 1st Session



1.2

NTC
742/01



TT Circuit Assen 4.542 m

1 / 2

No.	Rider	Nat	Team	Bike	Time	Gap	Rel.	Laps	Speed	
									Avg	Max
1	2 T. ROLIN	BEL	Junior Black Knights	Honda	2'00.378			11	135,832	183,7
2	27 A. NATIVI	FRA	Racing Nativi Team	Honda	2'00.558	0.180	0.180	11	135,629	190,8
3	46 M. MASILI	ITA	SaMarigosa MM Racing Team	Honda	2'00.629	0.251	0.071	11	135,549	189,1
4	20 D. SCHNEIDER	GER	Mass Sports Racing By JRP Motosport	Honda	2'00.633	0.255	0.004	11	135,545	186,5
5	55 A. ZELENAK	GER	Mass Sports Racing By JRP Motosport	Honda	2'01.078	0.700	0.445	7	135,047	186,9
6	28 F. FLEERACKERS	BEL	Junior Black Knights	Honda	2'01.149	0.771	0.071	10	134,968	182,7
7	36 J. VAN CRUGTEN	NED	BB64 Academy	Honda	2'01.251	0.873	0.102	10	134,854	188,2
8	53 L. PHOMMARA	SUI	Phommara-Racing	Honda	2'01.495	1.117	0.244	11	134,583	184,3
9	73 Z. KOVACS	HUN	Motomax Motorsport	Honda	2'01.571	1.193	0.076	11	134,499	185,9
10	5 T. KUIL	NED	Zelda People Racing	Honda	2'02.261	1.883	0.690	10	133,740	180,6
11	38 T. KITZBICHLER	AUT	Racingteam Kitzbichler	Honda	2'02.389	2.011	0.128	10	133,600	185,6
12	95 R. IRMSCHER	GER	Racingteam Irmischer	Honda	2'02.729	2.351	0.340	11	133,230	187,5
13	17 T. WENZEL	GER	Kiefer Racing	Honda	2'03.139	2.761	0.410	10	132,787	
14	23 L. PONTILLO	BEL	Junior Black Knights	Honda	2'03.376	2.998	0.237	10	132,531	179,7
15	81 D. KRABACHER	AUT	Kini Bike World	Honda	2'03.493	3.115	0.117	10	132,406	182,1
16	85 A. BINDER	SUI	Kiefer Racing	Honda	2'04.184	3.806	0.691	11	131,669	
17	12 M. VINCZE	HUN	VM Racing Team	Honda	2'05.005	4.627	0.821	7	130,804	184,6
18	96 S. EMPRIN	FRA	Swan 96	Honda	2'06.204	5.826	1.199	10	129,562	189,1
19	26 B. WIEGNER	GER	JB-Racing	Honda	2'06.512	6.134	0.308	10	129,246	182,7
----- Out 107% in this Session -----										
20	33 D. SIDOROV	UKR	Arda Moto Racing Team	Honda	2'08.964	8.586	2.452	9	126,789	177,6
21	16 K. SCHOO	NED	KS-Racing	Honda	2'09.701	9.323	0.737	9	126,068	183,4
22	22 A. WEIZEL	GER	Weizel Racing Team	Honda	2'10.555	10.177	0.854	10	125,244	183,4
23	31 D. GREVEN	NED	DG Motorsport	Honda	2'12.261	11.883	1.706	10	123,628	176,5
24	54 V. MELLGREN	SUI	Nordgren Racing	Honda				0		

Qualifying Lap Time (107% of 2'00.378): 2'08.805

AIR	Humidity:	85%	Temp:	9°C
TRACK	Condition:	Wet	Temp:	10°C

Start End The results are provisional until the end of the time limit for protests and appeals
19/04/2024 09:00 09:27 and the completion of the technical checks.

These data/results cannot be reproduced, stored and/or transmitted in whole or in part by any manner of electronic, mechanical, photocopying, recording, broadcasting or otherwise now known or herein after developed without the previous express consent by the copyright owner, except for reproduction in daily press and regular printed publications on sale to the public within 60 days of the event related to those data/results and always provided that copyright symbol appears together as follows below.

© DORNA WSBK ORGANIZATION Srl 2024



NORTHERN TALENT CUP

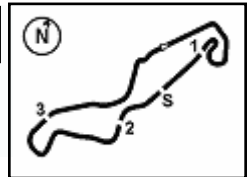
Pirelli Dutch Round, 19-21 April 2024

Results Free Practice 1st Session



1.2

NTC
742/01



TT Circuit Assen 4.542 m

2 / 2

Session Highlights

Local Time	No. Rider	Description
09.00.00		Start
09.04.46	17 T. WENZEL	Transponder NDT Working
09.04.46	85 A. BINDER	Transponder NDT Working
09.04.46	38 T. KITZBICHLER	Transponder NDT Working
09.27.57		End Of Session

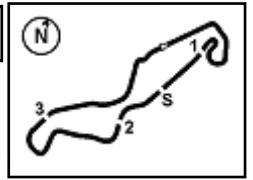
Fastest Laps Sequence

No.	Rider	Nat	Team	Bike	Local Time	Time	Gap	Avg
20	D. SCHNEIDER	GER	Mass Sports Racing By JRP Motosport	Honda	09:05'14.061	2'09.010		126,744
28	F. FLEERACKERS	BEL	Junior Black Knights	Honda	09:06'39.213	2'07.877	-1.133	127,867
20	D. SCHNEIDER	GER	Mass Sports Racing By JRP Motosport	Honda	09:07'21.457	2'07.396	-0.481	128,349
28	F. FLEERACKERS	BEL	Junior Black Knights	Honda	09:08'44.200	2'04.987	-2.409	130,823
28	F. FLEERACKERS	BEL	Junior Black Knights	Honda	09:10'48.417	2'04.217	-0.770	131,634
28	F. FLEERACKERS	BEL	Junior Black Knights	Honda	09:12'51.596	2'03.179	-1.038	132,743
55	A. ZELENAK	GER	Mass Sports Racing By JRP Motosport	Honda	09:13'46.746	2'03.115	-0.064	132,812
36	J. VAN CRUGTEN	NED	BB64 Accademy	Honda	09:13'57.325	2'02.613	-0.502	133,356
55	A. ZELENAK	GER	Mass Sports Racing By JRP Motosport	Honda	09:15'47.824	2'01.078	-1.535	135,047
2	T. ROLIN	BEL	Junior Black Knights	Honda	09:22'01.761	2'01.067	-0.011	135,059
27	A. NATIVI	FRA	Racing Nativi Team	Honda	09:22'12.555	2'00.577	-0.490	135,608
27	A. NATIVI	FRA	Racing Nativi Team	Honda	09:24'13.113	2'00.558	-0.019	135,629
2	T. ROLIN	BEL	Junior Black Knights	Honda	09:26'03.030	2'00.378	-0.180	135,832

19/04/2024 Start End The results are provisional until the end of the time limit for protests and appeals
09:00 09:27 and the completion of the technical checks.

These data/results cannot be reproduced, stored and/or transmitted in whole or in part by any manner of electronic, mechanical, photocopying, recording, broadcasting or otherwise now known or herein after developed without the previous express consent of the copyright owner, except for reproduction in daily press and regular printed publications on sale to the public within 60 days of the event related to those data/results and always provided that copyright symbol appears together as follows below.

© DORNA WSBK ORGANIZATION Srl 2024



Pirelli Dutch Round, 19–21 April 2024

Best Sectors & Speed Free Practice 1st Session

BEST LAP			
1	2	T. ROLIN	Honda 2'00.378
2	27	A. NATIVI	Honda 2'00.558
3	46	M. MASILI	Honda 2'00.629
4	20	D. SCHNEIDER	Honda 2'00.633
5	55	A. ZELENAK	Honda 2'01.078
6	28	F. FLEERACKERS	Honda 2'01.149
7	36	J. VAN CRUGTEN	Honda 2'01.251
8	53	L. PHOMMARA	Honda 2'01.495
9	73	Z. KOVACS	Honda 2'01.571
10	5	T. KUIL	Honda 2'02.261
11	38	T. KITZBICHLER	Honda 2'02.389
12	95	R. IRMSCHER	Honda 2'02.729
13	17	T. WENZEL	Honda 2'03.139
14	23	L. PONTILLO	Honda 2'03.376
15	81	D. KRABACHER	Honda 2'03.493
16	85	A. BINDER	Honda 2'04.184
17	12	M. VINCZE	Honda 2'05.005
18	96	S. EMPRIN	Honda 2'06.204
19	26	B. WIEGNER	Honda 2'06.512
20	33	D. SIDOROV	Honda 2'08.964
21	16	K. SCHOO	Honda 2'09.701
22	22	A. WEIZEL	Honda 2'10.555
23	31	D. GREVEN	Honda 2'12.261
24	54	V. MELLGREN	Honda

SPEED			
1	27	A. NATIVI	Honda 190,8
2	96	S. EMPRIN	Honda 189,1
3	46	M. MASILI	Honda 189,1
4	36	J. VAN CRUGTEN	Honda 188,2
5	95	R. IRMSCHER	Honda 187,5
6	55	A. ZELENAK	Honda 186,9
7	20	D. SCHNEIDER	Honda 186,5
8	73	Z. KOVACS	Honda 185,9
9	38	T. KITZBICHLER	Honda 185,6
10	12	M. VINCZE	Honda 184,6
11	53	L. PHOMMARA	Honda 184,3
12	2	T. ROLIN	Honda 183,7
13	16	K. SCHOO	Honda 183,4
14	22	A. WEIZEL	Honda 183,4
15	26	B. WIEGNER	Honda 182,7
16	28	F. FLEERACKERS	Honda 182,7
17	81	D. KRABACHER	Honda 182,1
18	5	T. KUIL	Honda 180,6
19	23	L. PONTILLO	Honda 179,7
20	33	D. SIDOROV	Honda 177,6
21	31	D. GREVEN	Honda 176,5

SEG. 1		
1	27	A. NATIVI 38.630
2	46	M. MASILI 38.957
3	55	A. ZELENAK 39.175
4	2	T. ROLIN 39.192
5	20	D. SCHNEIDER 39.209
6	36	J. VAN CRUGTEN 39.223
7	38	T. KITZBICHLER 39.340
8	28	F. FLEERACKERS 39.343
9	95	R. IRMSCHER 39.414
10	73	Z. KOVACS 39.492
11	53	L. PHOMMARA 39.645
12	5	T. KUIL 39.765
13	23	L. PONTILLO 39.796
14	81	D. KRABACHER 39.806
15	12	M. VINCZE 40.665
16	26	B. WIEGNER 41.018
17	33	D. SIDOROV 41.170
18	96	S. EMPRIN 41.186
19	16	K. SCHOO 41.946
20	22	A. WEIZEL 42.149
21	31	D. GREVEN 42.473

SEG. 2		
1	36	J. VAN CRUGTEN 18.914
2	20	D. SCHNEIDER 19.036
3	27	A. NATIVI 19.139
4	46	M. MASILI 19.163
5	53	L. PHOMMARA 19.178
6	5	T. KUIL 19.227
7	2	T. ROLIN 19.236
8	73	Z. KOVACS 19.237
9	55	A. ZELENAK 19.504
10	81	D. KRABACHER 19.509
11	38	T. KITZBICHLER 19.623
12	28	F. FLEERACKERS 19.625
13	95	R. IRMSCHER 19.655
14	23	L. PONTILLO 19.674
15	12	M. VINCZE 19.713
16	96	S. EMPRIN 19.769
17	26	B. WIEGNER 19.852
18	33	D. SIDOROV 20.620
19	22	A. WEIZEL 20.727
20	16	K. SCHOO 20.847
21	31	D. GREVEN 20.861

SEG. 3		
1	55	A. ZELENAK 33.695
2	27	A. NATIVI 33.815
3	28	F. FLEERACKERS 33.838
4	2	T. ROLIN 33.885
5	20	D. SCHNEIDER 34.036
6	46	M. MASILI 34.062
7	36	J. VAN CRUGTEN 34.075
8	38	T. KITZBICHLER 34.117
9	53	L. PHOMMARA 34.126
10	95	R. IRMSCHER 34.155
11	73	Z. KOVACS 34.219
12	23	L. PONTILLO 34.633
13	5	T. KUIL 34.657
14	81	D. KRABACHER 34.859
15	12	M. VINCZE 35.009
16	96	S. EMPRIN 35.335
17	26	B. WIEGNER 35.616
18	33	D. SIDOROV 36.067
19	16	K. SCHOO 36.137
20	22	A. WEIZEL 36.561
21	31	D. GREVEN 36.957

SEG. 4		
1	20	D. SCHNEIDER 27.954
2	2	T. ROLIN 27.999
3	46	M. MASILI 28.277
4	28	F. FLEERACKERS 28.292
5	36	J. VAN CRUGTEN 28.383
6	53	L. PHOMMARA 28.459
7	5	T. KUIL 28.478
8	73	Z. KOVACS 28.482
9	38	T. KITZBICHLER 28.553
10	27	A. NATIVI 28.631
11	55	A. ZELENAK 28.704
12	95	R. IRMSCHER 29.133
13	81	D. KRABACHER 29.155
14	12	M. VINCZE 29.249
15	23	L. PONTILLO 29.273
16	26	B. WIEGNER 29.488
17	96	S. EMPRIN 29.754
18	16	K. SCHOO 30.415
19	31	D. GREVEN 30.856
20	22	A. WEIZEL 30.922
21	33	D. SIDOROV 31.107

19/04/2024

These data/results cannot be reproduced, stored and/or transmitted in whole or in part by any manner of electronic, mechanical, photocopying, recording, broadcasting or otherwise now known or herein after developed without the previous express consent by the copyright owner, except for reproduction in daily press and regular printed publications on sale to the public within 60 days of the event related to those data/results and always provided that copyright symbol appears together as follows below.

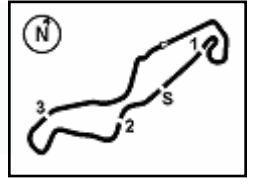
© DORNA WSBK ORGANIZATION Srl 2024



NORTHERN TALENT CUP

Pirelli Dutch Round, 19-21 April 2024

Ideal Times Free Practice 1st Session

**1.4****NTC
742/01**

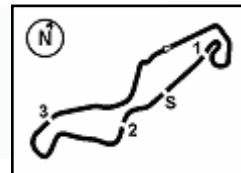
TT Circuit Assen 4.542 m

No.	Rider	Nat	Bike	Seg. 1	Seg. 2	Seg. 3	Seg. 4	Ideal Time				
				Diff. 1	Diff. 2	Diff. 3	Diff. 4	Best Lap	Pos.	Diff.		
1	27 A. NATVI	FRA	Honda	38.630	19.139 +0.103	33.815 +0.032	28.631 +0.208	2'00.215	2'00.558	2	0.343	
2	20 D. SCHNEIDER	GER	Honda	39.209 +0.296	19.036	34.036	27.954 +0.102	2'00.235	2'00.633	4	0.398	
3	2 T. ROLIN	BEL	Honda	39.192	19.236	33.885 +0.066	27.999	2'00.312	2'00.378	1	0.066	
4	46 M. MASILI	ITA	Honda	38.957	19.163 +0.049	34.062	28.277 +0.121	2'00.459	2'00.629	3	0.170	
5	36 J. VAN CRUGTEN	NED	Honda	39.223 +0.311	18.914 +0.075	34.075 +0.270	28.383	2'00.595	2'01.251	7	0.656	
6	55 A. ZELENAK	GER	Honda	39.175	19.504	33.695	28.704	2'01.078	2'01.078	5		
7	28 F. FLEERACKERS	BEL	Honda	39.343	19.625 +0.006	33.838	28.292 +0.045	2'01.098	2'01.149	6	0.051	
8	53 L. PHOMMARA	SUI	Honda	39.645	19.178	34.126	28.459 +0.087	2'01.408	2'01.495	8	0.087	
9	73 Z. KOVACS	HUN	Honda	39.492	19.237 +0.141	34.219	28.482	2'01.430	2'01.571	9	0.141	
10	38 T. KITZBICHLER	AUT	Honda	39.340 +0.177	19.623 +0.120	34.117 +0.459	28.553	2'01.633	2'02.389	11	0.756	
11	5 T. KUIL	NED	Honda	39.765 +0.134	19.227	34.657	28.478	2'02.127	2'02.261	10	0.134	
12	95 R. IRMSCHER	GER	Honda	39.414 +0.110	19.655 +0.066	34.155	29.133 +0.196	2'02.357	2'02.729	12	0.372	
13	81 D. KRABACHER	AUT	Honda	39.806	19.509 +0.080	34.859 +0.084	29.155	2'03.329	2'03.493	15	0.164	
14	23 L. PONTILLO	BEL	Honda	39.796	19.674	34.633	29.273	2'03.376	2'03.376	14		
15	12 M. VINCZE	HUN	Honda	40.665	19.713	35.009 +0.369	29.249	2'04.636	2'05.005	17	0.369	
16	26 B. WIEGNER	GER	Honda	41.018	19.852 +0.261	35.616 +0.259	29.488 +0.018	2'05.974	2'06.512	19	0.538	
17	96 S. EMPRIN	FRA	Honda	41.186	19.769 +0.160	35.335	29.754	2'06.044	2'06.204	18	0.160	
18	33 D. SIDOROV	UKR	Honda	41.170	20.620	36.067	31.107	2'08.964	2'08.964	20		
19	16 K. SCHOO	NED	Honda	41.946	20.847 +0.041	36.137	30.415 +0.315	2'09.345	2'09.701	21	0.356	
20	22 A. WEIZEL	GER	Honda	42.149 +0.144	20.727	36.561 +0.034	30.922 +0.018	2'10.359	2'10.555	22	0.196	
21	31 D. GREVEN	NED	Honda	42.473 +0.675	20.861 +0.033	36.957 +0.268	30.856 +0.138	2'11.147	2'12.261	23	1.114	
	17 T. WENZEL	GER	Honda	One or more sectors missing					2'03.139			
	54 V. MELLGREN	SUI	Honda									
	85 A. BINDER	SUI	Honda	One or more sectors missing					2'04.184			
Overall Ideal Time				38.630	18.914	33.695	27.954	1'59.193				

19/04/2024

These data/results cannot be reproduced, stored and/or transmitted in whole or in part by any manner of electronic, mechanical, photocopying, recording, broadcasting or otherwise now known or herein after developed without the previous express consent by the copyright owner, except for reproduction in daily press and regular printed publications on sale to the public within 60 days of the event related to those data/results and always provided that copyright symbol appears together as follows below.

© DORNA WSBK ORGANIZATION Srl 2024



1° 2 T. ROLIN [2'00.378]							
Lap	Seg1	Seg2	Seg3	Seg4	Lap Time	km/h	Local Time
1		23.975	40.806	36.276		163,6	
2	45.081	21.402	37.799	31.526	2'15.808	183,4	9:05'21.771
3	42.893	20.768	36.359	30.575	2'10.595	183,7	9:07'32.366
4	41.977	20.398	35.693	29.574	2'07.642	183,7	9:09'40.008
5	41.178	20.412	35.371	29.429	2'06.390	179,7	9:11'46.398
6	40.443	20.055	35.178	29.213	2'04.889	180,9	9:13'51.287
7	40.427	19.921	35.215	28.899	2'04.462	180,9	9:15'55.749
8	40.558	19.854	34.353	28.231	2'02.996	180,6	9:17'58.745
9	39.727	19.492	34.222	28.508	2'01.949	181,5	9:20'00.694
10	39.404	19.442	33.957	28.264	2'01.067	181,8	9:22'01.761
11	39.247	19.739	33.885	28.020	2'00.891	182,4	9:24'02.652
12	39.192	19.236	33.951	27.999	2'00.378	183,1	9:26'03.030

2° 27 A. NATIVI [2'00.558]							
Lap	Seg1	Seg2	Seg3	Seg4	Lap Time	km/h	Local Time
1		22.827	40.202	32.734		176,2	
2	43.656	20.694	36.892	30.451	2'11.693	187,2	9:05'36.322
3	41.430	20.659	37.285	30.396	2'09.770	190,8	9:07'46.092
4	40.908	20.168	36.388	30.638	2'08.102	187,8	9:09'54.194
5	41.141	20.301	35.577	29.725	2'06.744	189,5	9:12'00.938
6	40.215	19.801	34.789	29.317	2'04.122	186,9	9:14'05.060
7	39.508	19.288	34.164	29.011	2'01.971	187,5	9:16'07.031
8	39.707	19.485	34.171	29.234	2'02.597	185,9	9:18'09.628
9	39.221	19.401	34.723	29.005	2'02.350	187,5	9:20'11.978
10	38.992	19.139	33.815	28.631	2'00.577	186,9	9:22'12.555
11	38.630	19.242	33.847	28.839	2'00.558	187,5	9:24'13.113
12	39.577	19.459	34.214	29.301	2'02.551	188,8	9:26'15.664

3° 46 M. MASILI [2'00.629]							
Lap	Seg1	Seg2	Seg3	Seg4	Lap Time	km/h	Local Time
1		24.632	42.562	35.476		162,7	
2	45.576	21.880	38.635	31.706	2'17.797	183,4	9:05'24.839
3	42.347	20.857	36.962	30.631	2'10.797	185,2	9:07'35.636
4	41.219	20.151	35.926	29.435	2'06.731	186,2	9:09'42.367
5	40.577	19.838	35.301	29.204	2'04.920	187,5	9:11'47.287
6	40.475	19.800	35.018	29.244	2'04.537	188,8	9:13'51.824
7	40.117	19.415	35.369	28.895	2'03.796	188,2	9:15'55.620
8	39.883	19.555	34.926	28.562	2'02.926	186,9	9:17'58.546
9	39.602	19.427	34.508	28.358	2'01.895	186,2	9:20'00.441
10	39.280	19.246	34.386	28.277	2'01.189	186,5	9:22'01.630
11	38.977	19.163	34.271	28.281	2'00.692	189,1	9:24'02.322
12	38.957	19.212	34.062	28.398	2'00.629	186,2	9:26'02.951

4° 20 D. SCHNEIDER [2'00.633]							
Lap	Seg1	Seg2	Seg3	Seg4	Lap Time	km/h	Local Time
1		22.689	40.269	33.420		177,9	
2	41.992	20.214	36.536	30.268	2'09.010	182,1	9:05'14.061
3	41.137	20.079	36.009	30.171	2'07.396	184,0	9:07'21.457
4	40.803	19.988	35.707	29.133	2'05.631	181,2	9:09'27.088
5	40.513	19.558	35.186	38.461	2'13.718P	183,7	9:11'40.806
6	1'24.918	19.798	34.980	28.906	2'48.602P	186,5	9:14'29.408
7	40.421	19.649	34.962	28.909	2'03.941	180,9	9:16'33.349
8	40.043	19.373	34.644	29.467	2'03.527	180,9	9:18'36.876
9	39.727	19.231	34.500	28.591	2'02.049	182,4	9:20'38.925
10	39.505	19.036	34.036	28.056	2'00.633	184,0	9:22'39.558
11	39.209	19.133	34.560	27.954	2'00.856	183,4	9:24'40.414
12	39.840	19.704	35.286	38.960	2'13.790P	181,8	9:26'54.204

5° 55 A. ZELENAK [2'01.078]							
Lap	Seg1	Seg2	Seg3	Seg4	Lap Time	km/h	Local Time
1							
2							
3							
4							
5							
6							
7							
8							

1		24.240	40.236	34.078		172,5	
2	44.146	21.650	37.375	31.255	2'14.426	186,5	9:05'22.794
3	42.306	21.084	36.305	30.335	2'10.030	183,7	9:07'32.824
4	41.020	20.455	35.412	29.604	2'06.491	182,1	9:09'39.315
5	39.997	20.045	34.956	29.318	2'04.316	184,0	9:11'43.631
6	39.407	19.921	34.416	29.371	2'03.115	186,9	9:13'46.746
7	39.175	19.504	33.695	28.704	2'01.078	186,9	9:15'47.824
8	7'54.745	21.553	40.949	39.676	9'36.923P	180,0	9:25'24.747

6° 28 F. FLEERACKERS [2'01.149]							
Lap	Seg1	Seg2	Seg3	Seg4	Lap Time	km/h	Local Time
1		22.250	37.321	31.201		177,3	
2	42.085	21.006	35.422	29.364	2'07.877	180,0	9:06'39.213
3	40.207	20.534	34.843	29.403	2'04.987	180,9	9:08'44.200
4	39.907	20.135	35.077	29.098	2'04.217	182,1	9:10'48.417
5	39.677	20.252	34.494	28.756	2'03.179	182,4	9:12'51.596
6	1'01.327	20.769	34.875	29.297	2'26.268	179,1	9:15'17.864
7	39.748	19.843	34.331	28.639	2'02.561	182,4	9:17'20.425
8	39.821	20.100	35.054	28.343	2'03.318	181,2	9:19'23.743
9	39.346	19.832	34.125	28.403	2'01.706	181,5	9:21'25.449
10	39.433	19.625	33.867	28.292	2'01.217	182,7	9:23'26.666
11	39.343	19.631	33.838	28.337	2'01.149	182,1	9:25'27.815

7° 36 J. VAN CRUGTEN [2'01.251]							
Lap	Seg1	Seg2	Seg3	Seg4	Lap Time	km/h	Local Time
1		22.206	39.498	32.105		178,5	
2	43.377	20.861	36.671	30.206	2'11.115	184,9	9:05'35.212
3	41.866	20.666	36.325	29.955	2'08.812	188,2	9:07'44.024
4	41.595	19.997	35.473	29.313	2'06.378	184,0	9:09'50.402
5	40.656	19.603	35.079	28.972	2'04.310	185,9	9:11'54.712
6	39.774	19.233	34.733	28.873	2'02.613	186,2	9:13'57.325
7	40.340	22.209	35.648	38.859	2'17.056P	149,8	9:16'14.381
8	3'14.168	21.325	35.870	29.143	4'40.506P	170,1	9:20'54.887
9	39.456	19.374	34.559	28.916	2'02.305	175,0	9:22'57.192
10	39.534	18.989	34.345	28.383	2'01.251	186,2	9:24'58.443
11	39.223	18.914	34.075	29.109	2'01.321	185,9	9:26'59.764

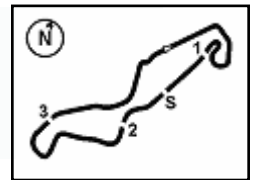
8° 53 L. PHOMMARA [2'01.495]							
Lap	Seg1	Seg2	Seg3	Seg4	Lap Time	km/h	Local Time
1		22.534	41.187	33.145		176,2	
2	44.483	21.163	37.777	31.535	2'14.958	178,2	9:05'32.826
3	42.897	21.622	37.465	29.840	2'11.824	183,1	9:07'44.650
4	42.162	20.661	36.954	29.974	2'09.751	183,7	9:09'54.401
5	42.177	20.216	36.018	29.816	2'08.227	181,5	9:12'02.628
6	41.377	20.093	36.068	29.526	2'07.064	182,4	9:14'09.692
7	40.763	19.694	35.272	29.035	2'04.764	182,4	9:16'14.456
8	40.438	19.594	34.902	29.033	2'03.967	182,4	9:18'18.423
9	40.568	19.726	35.417	39.147	2'14.858P	181,5	9:20'33.281
10	58.376	19.920	35.793	29.085	2'23.174P	181,2	9:22'56.455
11	40.333	19.438	34.664	28.459	2'02.894	184,3	9:24'59.349
12	39.645	19.178	34.126	28.546	2'01.495	183,4	9:27'00.844

9° 73 Z. KOVACS [2'01.571]							
Lap	Seg1	Seg2	Seg3	Seg4	Lap Time	km/h	Local Time
1		24.676	42.155	36.509		166,4	
2	45.962	22.125	38.717	33.810	2'20.614	178,8	9:05'29.094
3	43.646	21.345	37.446	31.670	2'14.107	184,0	9:07'43.201
4	43.053	20.561	36.690	30.645	2'10.949	185,9	9:09'54.150
5	41.853	20.246	35.962	29.938	2'07.999	184,3	9:12'02.149
6	41.327	20.290	36.547	29.980	2'08.144	183,1	9:14'10.293
7	40.733	19.688	35.462	29.217	2'05.100	184,9	9:16'15.393
8	40.532	19.655	34.584	29.100	2'03.871	181,8	9:18'19.264

19/04/2024 P = Pits In/Out - C = Lap Time Cancelled

These data/results cannot be reproduced, stored and/or transmitted in whole or in part by any manner of electronic, mechanical, photocopying, recording, broadcasting or otherwise now known or herein after developed without the previous express consent by the copyright owner, except for reproduction in daily press and regular printed publications on sale to the public within 60 days of the event related to those data/results and always provided that copyright symbol appears together as follows below.

© DORNA WSBK ORGANIZATION Srl 2024



Pirelli Dutch Round, 19-21 April 2024
Chronological Analysis Free Practice 1st Session

9	40.523	19.561	34.904	29.226	2'04.214	183,7	9:20'23.478
10	40.028	19.562	34.734	29.206	2'03.530	183,1	9:22'27.008
11	39.828	19.237	34.469	28.613	2'02.147	183,7	9:24'29.155
12	39.492	19.378	34.219	28.482	2'01.571	182,1	9:26'30.726

10° 5 T. KUIL (2'02.261)

Lap	Seg.1	Seg.2	Seg.3	Seg.4	Lap Time	km/h	Local Time
1		23.331	41.889	33.754		166,9	
2	46.464	22.343	38.849	32.672	2'20.328	168,2	9:05'26.013
3	43.263	20.571	37.067	31.273	2'12.174	178,2	9:07'38.187
4	42.609	20.372	36.510	39.836	2'19.327P	177,3	9:09'57.514
5	1'38.607	20.352	35.822	30.166	3'04.947P	175,3	9:13'02.461
6	41.391	19.843	35.822	30.399	2'07.455	178,8	9:15'09.916
7	40.737	19.783	35.057	29.822	2'05.399	179,1	9:17'15.315
8	43.157	19.934	35.954	30.299	2'09.344	177,0	9:19'24.659
9	39.765	19.512	35.008	28.659	2'02.944	180,6	9:21'27.603
10	40.026	19.442	34.684	28.731	2'02.883	179,4	9:23'30.486
11	39.899	19.227	34.657	28.478	2'02.261	180,3	9:25'32.747

11° 38 T. KITZBICHLER (2'02.389)

Lap	Seg.1	Seg.2	Seg.3	Seg.4	Lap Time	km/h	Local Time
1							
2					2'20.128		9:05'28.681
3			37.556	31.344	2'13.912		9:07'42.593
4	42.508	20.654	35.479	29.653	2'08.294	182,1	9:09'50.887
5	40.682	20.048	35.243	29.153	2'05.126	184,9	9:11'56.013
6	39.917	20.038	34.619	29.278	2'03.852	183,7	9:13'59.865
7	39.340	19.825	34.632	28.706	2'02.503	184,6	9:16'02.368
8	40.317	19.980	34.593	40.436	2'15.326P	180,9	9:18'17.694
9	2'05.226	20.231	34.525	28.972	3'28.954P	179,4	9:21'46.648
10	39.626	19.623	34.117	29.058	2'02.424	183,1	9:23'49.072
11	39.517	19.743	34.576	28.553	2'02.389	185,6	9:25'51.461

12° 95 R. IRMSCHER (2'02.729)

Lap	Seg.1	Seg.2	Seg.3	Seg.4	Lap Time	km/h	Local Time
1		25.771	41.314	34.414		163,4	
2	44.775	21.555	36.803	32.002	2'15.135	184,0	9:05'20.951
3	41.385	21.087	36.414	30.933	2'09.819	185,9	9:07'30.770
4	41.437	20.718	36.073	30.927	2'09.155	185,6	9:09'39.925
5	41.424	19.996	34.981	30.294	2'06.695	186,2	9:11'46.620
6	40.619	20.586	34.930	29.827	2'05.962	184,3	9:13'52.582
7	39.915	19.963	34.723	29.981	2'04.582	186,2	9:15'57.164
8	40.735	20.365	35.031	29.751	2'05.882	185,2	9:18'03.046
9	39.414	19.725	34.422	29.340	2'02.901	187,5	9:20'05.947
10	39.524	19.721	34.155	29.329	2'02.729	185,9	9:22'08.676
11	39.990	19.655	34.791	29.491	2'03.927	186,9	9:24'12.603
12	39.567	19.817	34.219	29.133	2'02.736	187,5	9:26'15.339

13° 17 T. WENZEL (2'03.139)

Lap	Seg.1	Seg.2	Seg.3	Seg.4	Lap Time	km/h	Local Time
1							
2					2'19.089		9:06'19.826
3					2'25.811P		9:08'45.637
4					3'33.761P		9:12'19.398
5					2'08.411		9:14'27.809
6					2'06.778		9:16'34.587
7					2'07.237		9:18'41.824
8					2'06.145		9:20'47.969
9					2'04.906		9:22'52.875
10					2'03.139		9:24'56.014
11					2'04.732		9:27'00.746

14° 23 L. PONTILLO (2'03.376)

Lap	Seg.1	Seg.2	Seg.3	Seg.4	Lap Time	km/h	Local Time
1			24.831	41.478	35.278	167,4	
2	45.081	22.898	38.745	32.129	2'18.853	176,2	9:05'26.484
3	43.151	21.161	37.156	31.329	2'12.797	178,8	9:07'39.281
4	42.188	20.723	36.688	30.565	2'10.164	176,8	9:09'49.445
5	42.372	20.382	35.564	30.209	2'08.527	177,6	9:11'57.972
6	41.034	20.323	35.785	29.955	2'07.097	177,0	9:14'05.069
7	40.440	20.173	35.269	29.709	2'05.591	175,6	9:16'10.660
8	40.910	20.458	35.264	40.796	2'17.428P	173,9	9:18'28.088
9	1'38.321	20.240	34.660	29.380	3'02.601P	175,3	9:21'30.689
10	40.456	20.052	34.992	29.453	2'04.953	177,0	9:23'35.642
11	39.796	19.674	34.633	29.273	2'03.376	179,7	9:25'39.018

15° 81 D. KRABACHER (2'03.493)

Lap	Seg.1	Seg.2	Seg.3	Seg.4	Lap Time	km/h	Local Time
1			23.748	41.527	35.423	172,5	
2	44.648	21.929	38.836	31.905	2'17.318	182,1	9:05'25.491
3	42.815	20.823	36.995	30.867	2'11.500	181,5	9:07'36.991
4	41.079	20.228	36.073	30.005	2'07.385	181,2	9:09'44.376
5	41.326	20.020	35.527	30.057	2'06.930	180,0	9:11'51.306
6	40.897	19.972	35.776	29.936	2'06.581	180,6	9:13'57.887
7	40.331	19.509	35.032	29.406	2'04.278	181,5	9:16'02.165
8	41.264	19.950	34.859	29.488	2'05.561	178,2	9:18'07.726
9	40.109	19.748	35.487	41.780	2'17.124P	181,2	9:20'24.850
10	1'54.531	19.949	35.643	29.548	3'19.671P	179,1	9:23'44.521
11	39.806	19.589	34.943	29.155	2'03.493	180,0	9:25'48.014

16° 85 A. BINDER (2'04.184)

Lap	Seg.1	Seg.2	Seg.3	Seg.4	Lap Time	km/h	Local Time
1							
2					2'20.248		9:05'33.248
3					2'15.684		9:07'48.932
4					2'14.370		9:10'03.302
5					2'11.507		9:12'14.809
6					2'09.657		9:14'24.466
7					2'08.060		9:16'32.526
8					2'06.438		9:18'38.964
9					2'07.750		9:20'46.714
10					2'05.342		9:22'52.056
11					2'04.184		9:23'44.240
12					2'04.373		9:27'00.613

17° 12 M. VINCZE (2'05.005)

Lap	Seg.1	Seg.2	Seg.3	Seg.4	Lap Time	km/h	Local Time
1			23.971	41.077	34.210	170,9	
2	45.396	22.056	38.600	32.767	2'18.819	184,6	9:05'28.413
3	43.666	21.166	37.826	31.384	2'14.042	181,2	9:07'42.455
4	43.358	20.509	36.458	30.339	2'10.664	184,3	9:09'53.119
5	41.825	20.917	36.073	29.851	2'08.666	182,7	9:12'01.785
6	40.820	19.983	35.556	29.447	2'05.806	183,1	9:14'07.591
7	40.665	19.713	35.378	29.249	2'05.005	181,8	9:16'12.596
8	40.708	19.932	35.009	38.750	2'14.399P	180,3	9:18'26.995

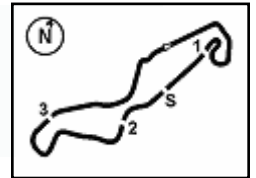
18° 96 S. EMPRIN (2'06.204)

Lap	Seg.1	Seg.2	Seg.3	Seg.4	Lap Time	km/h	Local Time
1			24.132	41.695	33.799	180,6	
2	44.105	21.650	38.797	31.770	2'16.322	182,7	9:05'51.886
3	43.319	20.722	37.354	31.065	2'12.460	185,2	9:08'04.346
4	41.857	20.387	36.797	30.927	2'09.968	185,9	9:10'14.314
5	41.666	20.383	36.636	30.383	2'09.068	185,6	9:12'23.382
6	42.043	20.258	35.876	30.159	2'08.336	187,2	9:14'31.718

19/04/2024 P = Pits In/Out - C = Lap Time Cancelled

These data/results cannot be reproduced, stored and/or transmitted in whole or in part by any manner of electronic, mechanical, photocopying, recording, broadcasting or otherwise now known or herein after developed without the previous express consent by the copyright owner, except for reproduction in daily press and regular printed publications on sale to the public within 60 days of the event related to those data/results and always provided that copyright symbol appears together as follows below.

© DORNA WSBK ORGANIZATION Srl 2024



7	41.292	19.933	35.956	30.120	2'07.301	188,2	9:16'39.019
8	41.578	20.058	35.522	29.867	2'07.025	185,2	9:18'46.044
9	41.186	19.929	35.335	29.754	2'06.204	187,5	9:20'52.248
10	41.228	19.769	36.033	38.665	2'15.695P	189,1	9:23'07.943
11	1'20.248	20.194	36.026	29.962	2'46.430P	186,9	9:25'54.373

1						23.566	41.809	35.028		173,9	
2	45.765					22.552	38.788	32.493	2'19.598	175,3	9:05'26.291
3	43.869					21.528	37.823	31.761	2'14.981	176,5	9:07'41.272
4	43.628					21.889	37.447	31.821	2'14.785	166,4	9:09'56.057
5	43.396					21.384	37.635	36.978	2'19.393P	173,1	9:12'15.450
6	1'34.071					21.845	37.300	31.422	3'04.638P	167,2	9:15'20.088
7	43.109					21.414	37.086	31.290	2'12.899	173,9	9:17'32.987
8	43.148					20.894	37.225	30.994	2'12.261	174,8	9:19'45.248
9	42.985					20.961	37.233	31.113	2'12.292	173,6	9:21'57.540
10	42.473					20.861	36.957	36.205	2'16.496P	175,0	9:24'14.036
11	1'17.645					20.870	37.297	30.856	2'46.668P	172,2	9:27'00.704

19° 26 B. WIEGNER (2'06.512)							
Lap	Seg.1	Seg.2	Seg.3	Seg.4	Lap Time	km/h	Local Time
1		24.008	41.421	35.062		168,0	
2	45.940	22.510	39.112	33.190	2'20.752	182,7	9:05'30.891
3	44.022	22.301	38.516	32.167	2'17.006	180,3	9:07'47.897
4	42.897	21.462	37.426	31.244	2'13.029	180,6	9:10'00.926
5	42.518	21.298	37.241	31.002	2'12.059	180,3	9:12'12.985
6	42.581	21.032	36.829	30.655	2'11.097	180,0	9:14'24.082
7	42.042	21.145	36.531	30.378	2'10.096	181,2	9:16'34.178
8	42.226	20.885	36.112	30.070	2'09.293	180,3	9:18'43.471
9	41.382	20.599	36.362	29.889	2'08.232	181,8	9:20'51.703
10	41.018	20.113	35.875	29.506	2'06.512	182,1	9:22'58.215
11	41.779	19.852	35.616	29.488	2'06.735	182,1	9:25'04.950

24° 54 V. MELLGREN							
Lap	Seg.1	Seg.2	Seg.3	Seg.4	Lap Time	km/h	Local Time
1							

20° 33 D. SIDOROV (2'08.964)							
Lap	Seg.1	Seg.2	Seg.3	Seg.4	Lap Time	km/h	Local Time
1		24.308	40.830	35.928		160,7	
2	45.148	22.695	39.192	34.762	2'21.797	170,9	9:06'19.826
3	44.307	22.021	38.219	33.453	2'18.000	171,2	9:08'37.826
4	43.625	21.734	37.481	32.620	2'15.460	176,8	9:10'53.286
5	42.849	21.563	37.111	32.168	2'13.691	175,9	9:13'06.977
6	42.609	21.133	36.428	31.506	2'11.676	176,2	9:15'18.653
7	41.764	21.074	36.739	31.276	2'10.853	177,6	9:17'29.506
8	41.429	21.867	37.386	46.883	2'27.565P	176,5	9:19'57.071
9	3'19.099	21.184	36.311	31.497	4'48.091P	176,2	9:24'45.162
10	41.170	20.620	36.067	31.107	2'08.964	177,6	9:26'54.126

21° 16 K. SCHOO (2'09.701)							
Lap	Seg.1	Seg.2	Seg.3	Seg.4	Lap Time	km/h	Local Time
1		25.046	42.037	34.609		157,9	
2	45.999	22.617	38.944	32.307	2'19.867	175,9	9:05'31.335
3	44.230	22.428	38.179	31.813	2'16.650	180,6	9:07'47.985
4	43.618	21.997	38.405	32.733	2'16.753	180,9	9:10'04.738
5	44.078	21.635	37.418	31.937	2'15.068	181,8	9:12'19.806
6	45.459	21.311	37.272	37.443	2'21.485P	183,4	9:14'41.291
7	2'25.284	21.487	37.226	31.861	3'55.858P	181,8	9:18'37.149
8	42.348	20.924	36.393	31.155	2'10.820	183,1	9:20'47.969
9	42.259	20.847	36.516	30.415	2'10.037	182,4	9:22'58.006
10	41.946	20.888	36.137	30.730	2'09.701	179,7	9:25'07.707

22° 22 A. WEIZEL (2'10.555)							
Lap	Seg.1	Seg.2	Seg.3	Seg.4	Lap Time	km/h	Local Time
1		27.036	42.641	37.037		143,4	
2	47.476	24.541	41.004	34.518	2'27.539	169,5	9:05'49.114
3	46.641	22.889	38.721	33.649	2'21.900	182,7	9:08'11.014
4	45.147	22.840	37.849	32.736	2'18.572	180,6	9:10'29.586
5	44.032	22.432	37.843	32.244	2'16.551	180,9	9:12'46.137
6	43.789	21.984	37.578	32.236	2'15.587	182,4	9:15'01.724
7	43.495	21.364	36.941	31.684	2'13.484	183,1	9:17'15.208
8	43.572	21.427	36.792	31.423	2'13.214	175,9	9:19'28.422
9	42.149	21.190	36.790	31.049	2'11.178	182,7	9:21'39.600
10	42.585	21.066	36.561	30.922	2'11.134	183,4	9:23'50.734
11	42.293	20.727	36.595	30.940	2'10.555	182,1	9:26'01.289

23° 31 D. GREVEN (2'12.261)							
Lap	Seg.1	Seg.2	Seg.3	Seg.4	Lap Time	km/h	Local Time
1							

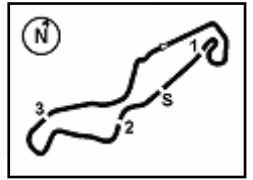
19/04/2024 P = Pits In/Out - C = Lap Time Cancelled

These data/results cannot be reproduced, stored and/or transmitted in whole or in part by any manner of electronic, mechanical, photocopying, recording, broadcasting or otherwise now known or herein after developed without the previous express consent by the copyright owner, except for reproduction in daily press and regular printed publications on sale to the public within 60 days of the event related to those data/results and always provided that copyright symbol appears together as follows below.

© DORNA WSBK ORGANIZATION Srl 2024



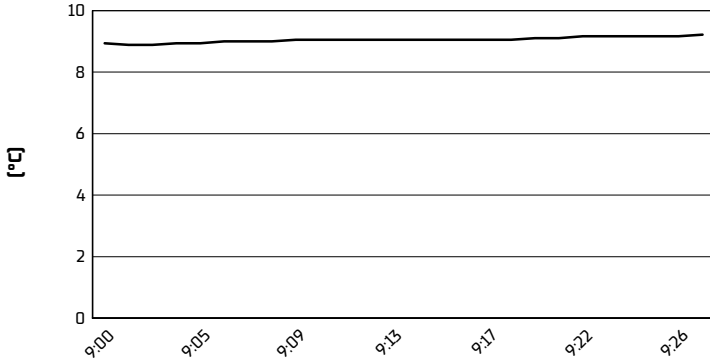
1.6
NTC
742/01



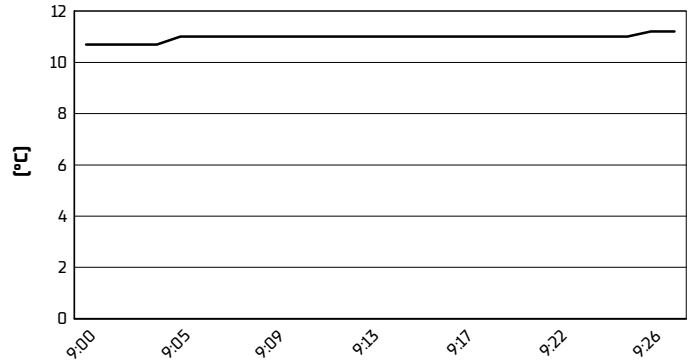
TT Circuit Assen 4.542 m

Pirelli Dutch Round, 19-21 April 2024
Weather Report Free Practice 1st Session
Session started 09:00 - Session ended 9:27

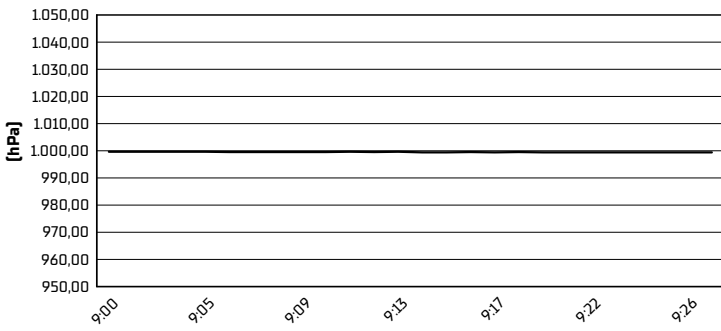
Air Temperature



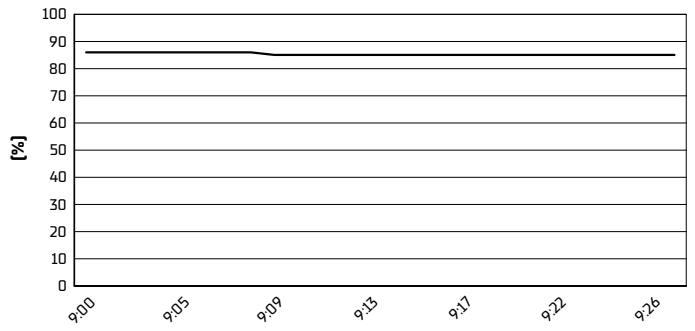
Track Temperature



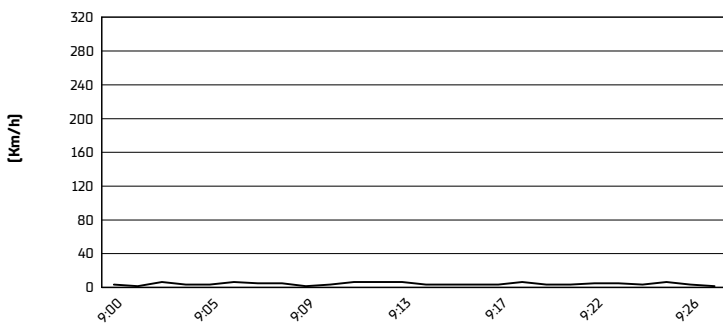
Air Pressure



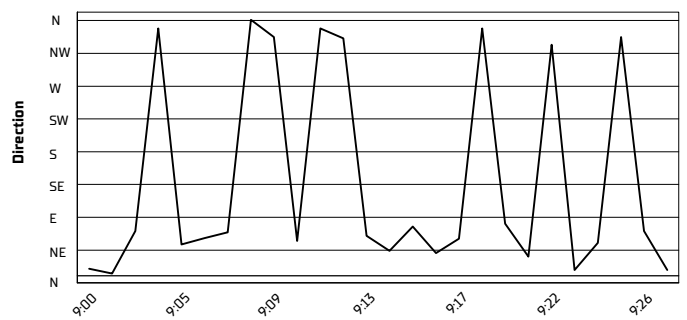
Humidity



Wind Speed



Wind Direction



19/04/2024

These data/results cannot be reproduced, stored and/or transmitted in whole or in part by any manner of electronic, mechanical, photocopying, recording, broadcasting or otherwise now known or herein after developed without the previous express consent by the copyright owner, except for reproduction in daily press and regular printed publications on sale to the public within 60 days of the event related to those data/results and always provided that copyright symbol appears together as follows below.

© DORNA WSBK ORGANIZATION Srl 2024