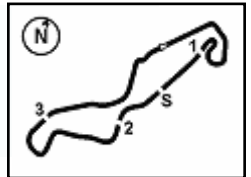




# NORTHERN TALENT CUP

## Pirelli Dutch Round, 19–21 April 2024

### Results Free Practice 2nd Session

**2.1****NTC  
742/01**

TT Circuit Assen 4.542 m

**1 / 2**

No.	Rider	Nat	Team	Bike	Time	Gap	Rel.	Laps	Speed	
									Avg	Max
1	<b>38</b> T. KITZBICHLER	AUT	Racingteam Kitzbichler	Honda	<b>1'58.488</b>			11	137,999	<b>187,8</b>
2	<b>17</b> T. WENZEL	GER	Kiefer Racing	Honda	<b>1'58.984</b>	0.496	0.496	9	137,424	<b>188,5</b>
3	<b>27</b> A. NATIVI	FRA	Racing Nativi Team	Honda	<b>1'59.126</b>	0.638	0.142	11	137,260	<b>190,1</b>
4	<b>20</b> D. SCHNEIDER	GER	Mass Sports Racing By JRP Motosport	Honda	<b>1'59.545</b>	1.057	0.419	11	136,779	<b>184,9</b>
5	<b>95</b> R. IRMSCHER	GER	Racingteam Irmscher	Honda	<b>1'59.612</b>	1.124	0.067	11	136,702	<b>185,2</b>
6	<b>55</b> A. ZELENAK	GER	Mass Sports Racing By JRP Motosport	Honda	<b>1'59.620</b>	1.132	0.008	10	136,693	<b>187,5</b>
7	<b>85</b> A. BINDER	SUI	Kiefer Racing	Honda	<b>1'59.682</b>	1.194	0.062	11	136,622	<b>188,2</b>
8	<b>28</b> F. FLEERACKERS	BEL	Junior Black Knights	Honda	<b>1'59.757</b>	1.269	0.075	11	136,536	<b>183,1</b>
9	<b>36</b> J. VAN CRUGTEN	NED	BB64 Accademy	Honda	<b>1'59.952</b>	1.464	0.195	11	136,315	<b>191,2</b>
10	<b>12</b> M. VINCZE	HUN	VM Racing Team	Honda	<b>2'00.774</b>	2.286	0.822	11	135,387	<b>186,9</b>
11	<b>2</b> T. ROLIN	BEL	Junior Black Knights	Honda	<b>2'01.109</b>	2.621	0.335	11	135,012	<b>179,4</b>
12	<b>53</b> L. PHOMMARA	SUI	Phommara-Racing	Honda	<b>2'01.885</b>	3.397	0.776	9	134,153	<b>186,2</b>
13	<b>26</b> B. WIEGNER	GER	JB-Racing	Honda	<b>2'02.112</b>	3.624	0.227	11	133,903	<b>186,5</b>
14	<b>23</b> L. PONTILLO	BEL	Junior Black Knights	Honda	<b>2'02.387</b>	3.899	0.275	9	133,602	<b>184,3</b>
15	<b>73</b> Z. KOVACS	HUN	Motomax Motorsport	Honda	<b>2'03.223</b>	4.735	0.836	11	132,696	<b>186,9</b>
16	<b>96</b> S. EMPRIN	FRA	Swan 96	Honda	<b>2'03.584</b>	5.096	0.361	10	132,308	<b>188,8</b>
17	<b>5</b> T. KUJIL	NED	Zelda People Racing	Honda	<b>2'05.547</b>	7.059	1.963	9	130,240	<b>179,4</b>
18	<b>81</b> D. KRABACHER	AUT	Kini Bike World	Honda	<b>2'06.406</b>	7.918	0.859	8	129,355	<b>184,0</b>
----- Out 107% in this Session -----										
19	<b>46</b> M. MASILI	ITA	SaMarigosa MM Racing Team	Honda	<b>2'06.831</b>	8.343	0.425	6	128,921	<b>182,1</b>
20	<b>31</b> D. GREVEN	NED	DG Motorsport	Honda	<b>2'07.024</b>	8.536	0.193	10	128,725	<b>180,0</b>
21	<b>33</b> D. SIDOROV	UKR	Arda Moto Racing Team	Honda	<b>2'07.258</b>	8.770	0.234	8	128,489	<b>175,6</b>
22	<b>22</b> A. WEIZEL	GER	Weizel Racing Team	Honda	<b>2'07.306</b>	8.818	0.048	10	128,440	<b>186,9</b>
23	<b>54</b> V. MELLGREN	SWE	Nordgren Racing	Honda	<b>2'07.731</b>	9.243	0.425	6	128,013	<b>188,8</b>
24	<b>16</b> K. SCHOO	NED	KS-Racing	Honda	<b>2'08.193</b>	9.705	0.462	7	127,551	<b>184,3</b>

**Qualifying Lap Time (107% of 1'58.488): 2'06.783**

AIR	Humidity:	84%	Temp:	8°C
TRACK	Condition:	Wet	Temp:	14°C

Start                      End                      The results are provisional until the end of the time limit for protests and appeals  
19/04/2024            13:30                      13:57                      and the completion of the technical checks.

These data/results cannot be reproduced, stored and/or transmitted in whole or in part by any manner of electronic, mechanical, photocopying, recording, broadcasting or otherwise now known or herein after developed without the previous express consent by the copyright owner, except for reproduction in daily press and regular printed publications on sale to the public within 60 days of the event related to those data/results and always provided that copyright symbol appears together as follows below.

© DORNA WSBK ORGANIZATION Srl 2024



# NORTHERN TALENT CUP

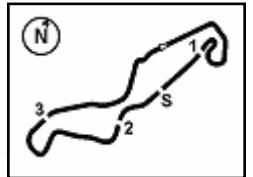
Pirelli Dutch Round, 19-21 April 2024

Results Free Practice 2nd Session



2.1

NTC  
742/01



TT Circuit Assen 4.542 m

2 / 2

## Session Highlights

Local Time	No. Rider	Description
13.30.00		Start
13.57.13		End Of Session

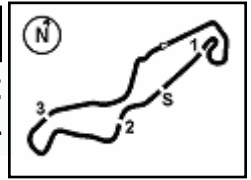
## Fastest Laps Sequence

No.	Rider	Nat	Team	Bike	Local Time	Time	Gap	Avg
2	T. ROLIN	BEL	Junior Black Knights	Honda	13:34'40.200	<b>2'05.615</b>		130,169
2	T. ROLIN	BEL	Junior Black Knights	Honda	13:36'44.258	<b>2'04.058</b>	-1.557	131,803
2	T. ROLIN	BEL	Junior Black Knights	Honda	13:38'47.550	<b>2'03.292</b>	-0.766	132,622
38	T. KITZBICHLER	AUT	Racingteam Kitzbichler	Honda	13:38'59.865	<b>2'01.450</b>	-1.842	134,633
38	T. KITZBICHLER	AUT	Racingteam Kitzbichler	Honda	13:43'03.205	<b>2'00.674</b>	-0.776	135,499
38	T. KITZBICHLER	AUT	Racingteam Kitzbichler	Honda	13:45'03.809	<b>2'00.604</b>	-0.070	135,578
38	T. KITZBICHLER	AUT	Racingteam Kitzbichler	Honda	13:49'07.965	<b>1'59.524</b>	-1.080	136,803
38	T. KITZBICHLER	AUT	Racingteam Kitzbichler	Honda	13:55'05.958	<b>1'58.488</b>	-1.036	137,999

19/04/2024      Start      End      The results are provisional until the end of the time limit for protests and appeals  
13:30      13:57      and the completion of the technical checks.

These data/results cannot be reproduced, stored and/or transmitted in whole or in part by any manner of electronic, mechanical, photocopying, recording, broadcasting or otherwise now known or herein after developed without the previous express consent by the copyright owner, except for reproduction in daily press and regular printed publications on sale to the public within 60 days of the event related to those data/results and always provided that copyright symbol appears together as follows below.

© DORNA WSBK ORGANIZATION Srl 2024

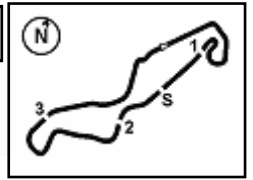


No.	Rider	Nat	Team	Bike	FP1	FP2	Time	Gap	Rel.	Avg	LL
1	<b>38 T. KITZBICHLER</b>	AUT	Racingteam Kitzbichler	Honda	2'02.389	<b>1'58.488</b>	<b>1'58.488</b>			137,999	21
2	<b>17 T. WENZEL</b>	GER	Kiefer Racing	Honda	2'03.139	<b>1'58.984</b>	<b>1'58.984</b>	0.496	0.496	137,424	19
3	<b>27 A. NATIVI</b>	FRA	Racing Nativi Team	Honda	2'00.558	<b>1'59.126</b>	<b>1'59.126</b>	0.638	0.142	137,260	22
4	<b>20 D. SCHNEIDER</b>	GER	Mass Sports Racing By JRP Motosport	Honda	2'00.633	<b>1'59.545</b>	<b>1'59.545</b>	1.057	0.419	136,779	22
5	<b>95 R. IRMSCHER</b>	GER	Racingteam Irmscher	Honda	2'02.729	<b>1'59.612</b>	<b>1'59.612</b>	1.124	0.067	136,702	22
6	<b>55 A. ZELENAK</b>	GER	Mass Sports Racing By JRP Motosport	Honda	2'01.078	<b>1'59.620</b>	<b>1'59.620</b>	1.132	0.008	136,693	17
7	<b>85 A. BINDER</b>	SUI	Kiefer Racing	Honda	2'04.184	<b>1'59.682</b>	<b>1'59.682</b>	1.194	0.062	136,622	22
8	<b>28 F. FLEERACKERS</b>	BEL	Junior Black Knights	Honda	2'01.149	<b>1'59.757</b>	<b>1'59.757</b>	1.269	0.075	136,536	21
9	<b>36 J. VAN CRUGTEN</b>	NED	BB64 Accademy	Honda	2'01.251	<b>1'59.952</b>	<b>1'59.952</b>	1.464	0.195	136,315	21
10	<b>2 T. ROLIN</b>	BEL	Junior Black Knights	Honda	<b>2'00.378</b>	2'01.109	<b>2'00.378</b>	1.890	0.426	135,832	22
11	<b>46 M. MASILI</b>	ITA	SaMarigosa MM Racing Team	Honda	<b>2'00.629</b>	2'06.831	<b>2'00.629</b>	2.141	0.251	135,549	17
12	<b>12 M. VINCZE</b>	HUN	VM Racing Team	Honda	2'05.005	<b>2'00.774</b>	<b>2'00.774</b>	2.286	0.145	135,387	18
13	<b>53 L. PHOMMARA</b>	SUI	Phommara-Racing	Honda	<b>2'01.495</b>	2'01.885	<b>2'01.495</b>	3.007	0.721	134,583	20
14	<b>73 Z. KOVACS</b>	HUN	Motomax Motorsport	Honda	<b>2'01.571</b>	2'03.223	<b>2'01.571</b>	3.083	0.076	134,499	22
15	<b>26 B. WIEGNER</b>	GER	JB-Racing	Honda	2'06.512	<b>2'02.112</b>	<b>2'02.112</b>	3.624	0.541	133,903	21
16	<b>5 T. KUIL</b>	NED	Zelda People Racing	Honda	<b>2'02.261</b>	2'05.547	<b>2'02.261</b>	3.773	0.149	133,740	19
17	<b>23 L. PONTILLO</b>	BEL	Junior Black Knights	Honda	2'03.376	<b>2'02.387</b>	<b>2'02.387</b>	3.899	0.126	133,602	19
18	<b>81 D. KRABACHER</b>	AUT	Kini Bike World	Honda	<b>2'03.493</b>	2'06.406	<b>2'03.493</b>	5.005	1.106	132,406	18
19	<b>96 S. EMPRIN</b>	FRA	Swan 96	Honda	2'06.204	<b>2'03.584</b>	<b>2'03.584</b>	5.096	0.091	132,308	20
20	<b>31 D. GREVEN</b>	NED	DG Motorsport	Honda	2'12.261	<b>2'07.024</b>	<b>2'07.024</b>	8.536	3.440	128,725	20
21	<b>33 D. SIDOROV</b>	UKR	Arda Moto Racing Team	Honda	2'08.964	<b>2'07.258</b>	<b>2'07.258</b>	8.770	0.234	128,489	17
22	<b>22 A. WEIZEL</b>	GER	Weizel Racing Team	Honda	2'10.555	<b>2'07.306</b>	<b>2'07.306</b>	8.818	0.048	128,440	20
23	<b>54 V. MELLGREN</b>	SWE	Nordgren Racing	Honda		<b>2'07.731</b>	<b>2'07.731</b>	9.243	0.425	128,013	6
24	<b>16 K. SCHOO</b>	NED	KS-Racing	Honda	2'09.701	<b>2'08.193</b>	<b>2'08.193</b>	9.705	0.462	127,551	16

19/04/2024

These data/results cannot be reproduced, stored and/or transmitted in whole or in part by any manner of electronic, mechanical, photocopying, recording, broadcasting or otherwise now known or herein after developed without the previous express consent by the copyright owner, except for reproduction in daily press and regular printed publications on sale to the public within 60 days of the event related to those data/results and always provided that copyright symbol appears together as follows below.

© DORNA WSBK ORGANIZATION Srl 2024



**Pirelli Dutch Round, 19–21 April 2024**  
**Best Sectors & Speed Free Practice 2nd Session**

BEST LAP		
1	<b>38</b> T. KITZBICHLER	Honda 1'58.488
2	<b>17</b> T. WENZEL	Honda 1'58.984
3	<b>27</b> A. NATIVI	Honda 1'59.126
4	<b>20</b> D. SCHNEIDER	Honda 1'59.545
5	<b>95</b> R. IRMSCHER	Honda 1'59.612
6	<b>55</b> A. ZELENAK	Honda 1'59.620
7	<b>85</b> A. BINDER	Honda 1'59.682
8	<b>28</b> F. FLEERACKERS	Honda 1'59.757
9	<b>36</b> J. VAN CRUGTEN	Honda 1'59.952
10	<b>12</b> M. VINCZE	Honda 2'00.774
11	<b>2</b> T. ROLIN	Honda 2'01.109
12	<b>53</b> L. PHOMMARA	Honda 2'01.885
13	<b>26</b> B. WIEGNER	Honda 2'02.112
14	<b>23</b> L. PONTILLO	Honda 2'02.387
15	<b>73</b> Z. KOVACS	Honda 2'03.223
16	<b>96</b> S. EMPRIN	Honda 2'03.584
17	<b>5</b> T. KUIJL	Honda 2'05.547
18	<b>81</b> D. KRABACHER	Honda 2'06.406
19	<b>46</b> M. MASILI	Honda 2'06.831
20	<b>31</b> D. GREVEN	Honda 2'07.024
21	<b>33</b> D. SIDOROV	Honda 2'07.258
22	<b>22</b> A. WEIZEL	Honda 2'07.306
23	<b>54</b> V. MELLGREN	Honda 2'07.731
24	<b>16</b> K. SCHOO	Honda 2'08.193

SPEED		
1	<b>36</b> J. VAN CRUGTEN	Honda 191,2
2	<b>27</b> A. NATIVI	Honda 190,1
3	<b>96</b> S. EMPRIN	Honda 188,8
4	<b>54</b> V. MELLGREN	Honda 188,8
5	<b>17</b> T. WENZEL	Honda 188,5
6	<b>85</b> A. BINDER	Honda 188,2
7	<b>38</b> T. KITZBICHLER	Honda 187,8
8	<b>55</b> A. ZELENAK	Honda 187,5
9	<b>73</b> Z. KOVACS	Honda 186,9
10	<b>22</b> A. WEIZEL	Honda 186,9
11	<b>12</b> M. VINCZE	Honda 186,9
12	<b>26</b> B. WIEGNER	Honda 186,5
13	<b>53</b> L. PHOMMARA	Honda 186,2
14	<b>95</b> R. IRMSCHER	Honda 185,2
15	<b>20</b> D. SCHNEIDER	Honda 184,9
16	<b>16</b> K. SCHOO	Honda 184,3
17	<b>23</b> L. PONTILLO	Honda 184,3
18	<b>81</b> D. KRABACHER	Honda 184,0
19	<b>28</b> F. FLEERACKERS	Honda 183,1
20	<b>46</b> M. MASILI	Honda 182,1
21	<b>31</b> D. GREVEN	Honda 180,0
22	<b>2</b> T. ROLIN	Honda 179,4
23	<b>5</b> T. KUIJL	Honda 179,4
24	<b>33</b> D. SIDOROV	Honda 175,6

SEG. 1		
1	<b>38</b> T. KITZBICHLER	37.855
2	<b>17</b> T. WENZEL	38.038
3	<b>27</b> A. NATIVI	38.133
4	<b>85</b> A. BINDER	38.324
5	<b>95</b> R. IRMSCHER	38.497
6	<b>55</b> A. ZELENAK	38.659
7	<b>28</b> F. FLEERACKERS	38.689
8	<b>36</b> J. VAN CRUGTEN	38.723
9	<b>23</b> L. PONTILLO	38.978
10	<b>2</b> T. ROLIN	39.024
11	<b>20</b> D. SCHNEIDER	39.065
12	<b>12</b> M. VINCZE	39.158
13	<b>53</b> L. PHOMMARA	39.666
14	<b>73</b> Z. KOVACS	39.916
15	<b>26</b> B. WIEGNER	39.947
16	<b>46</b> M. MASILI	40.261
17	<b>96</b> S. EMPRIN	40.305
18	<b>5</b> T. KUIJL	40.395
19	<b>33</b> D. SIDOROV	40.556
20	<b>81</b> D. KRABACHER	40.755
21	<b>31</b> D. GREVEN	40.842
22	<b>16</b> K. SCHOO	41.187
23	<b>22</b> A. WEIZEL	41.265
24	<b>54</b> V. MELLGREN	41.885

SEG. 2		
1	<b>36</b> J. VAN CRUGTEN	18.738
2	<b>38</b> T. KITZBICHLER	18.824
3	<b>12</b> M. VINCZE	18.861
4	<b>20</b> D. SCHNEIDER	18.912
5	<b>53</b> L. PHOMMARA	18.931
6	<b>27</b> A. NATIVI	18.958
7	<b>85</b> A. BINDER	18.969
8	<b>55</b> A. ZELENAK	18.991
9	<b>28</b> F. FLEERACKERS	19.089
10	<b>26</b> B. WIEGNER	19.110
11	<b>17</b> T. WENZEL	19.112
12	<b>95</b> R. IRMSCHER	19.212
13	<b>23</b> L. PONTILLO	19.247
14	<b>96</b> S. EMPRIN	19.287
15	<b>73</b> Z. KOVACS	19.301
16	<b>2</b> T. ROLIN	19.357
17	<b>81</b> D. KRABACHER	19.677
18	<b>5</b> T. KUIJL	19.680
19	<b>54</b> V. MELLGREN	19.918
20	<b>22</b> A. WEIZEL	20.002
21	<b>31</b> D. GREVEN	20.064
22	<b>46</b> M. MASILI	20.248
23	<b>16</b> K. SCHOO	20.425
24	<b>33</b> D. SIDOROV	20.747

SEG. 3		
1	<b>95</b> R. IRMSCHER	33.418
2	<b>38</b> T. KITZBICHLER	33.450
3	<b>27</b> A. NATIVI	33.522
4	<b>17</b> T. WENZEL	33.525
5	<b>20</b> D. SCHNEIDER	33.710
6	<b>28</b> F. FLEERACKERS	33.732
7	<b>85</b> A. BINDER	33.809
8	<b>55</b> A. ZELENAK	33.976
9	<b>2</b> T. ROLIN	34.016
10	<b>36</b> J. VAN CRUGTEN	34.058
11	<b>12</b> M. VINCZE	34.400
12	<b>23</b> L. PONTILLO	34.469
13	<b>26</b> B. WIEGNER	34.543
14	<b>53</b> L. PHOMMARA	34.553
15	<b>96</b> S. EMPRIN	34.669
16	<b>73</b> Z. KOVACS	34.915
17	<b>22</b> A. WEIZEL	35.434
18	<b>54</b> V. MELLGREN	35.593
19	<b>5</b> T. KUIJL	35.606
20	<b>33</b> D. SIDOROV	35.657
21	<b>81</b> D. KRABACHER	35.781
22	<b>16</b> K. SCHOO	35.976
23	<b>31</b> D. GREVEN	36.011
24	<b>46</b> M. MASILI	36.095

SEG. 4		
1	<b>20</b> D. SCHNEIDER	27.858
2	<b>55</b> A. ZELENAK	27.994
3	<b>85</b> A. BINDER	28.062
4	<b>36</b> J. VAN CRUGTEN	28.085
5	<b>38</b> T. KITZBICHLER	28.231
6	<b>28</b> F. FLEERACKERS	28.247
7	<b>12</b> M. VINCZE	28.256
8	<b>17</b> T. WENZEL	28.309
9	<b>95</b> R. IRMSCHER	28.485
10	<b>27</b> A. NATIVI	28.488
11	<b>26</b> B. WIEGNER	28.512
12	<b>2</b> T. ROLIN	28.522
13	<b>53</b> L. PHOMMARA	28.545
14	<b>73</b> Z. KOVACS	28.966
15	<b>23</b> L. PONTILLO	29.110
16	<b>96</b> S. EMPRIN	29.323
17	<b>5</b> T. KUIJL	29.647
18	<b>46</b> M. MASILI	29.726
19	<b>54</b> V. MELLGREN	29.787
20	<b>31</b> D. GREVEN	30.059
21	<b>81</b> D. KRABACHER	30.065
22	<b>22</b> A. WEIZEL	30.226
23	<b>33</b> D. SIDOROV	30.298
24	<b>16</b> K. SCHOO	30.577

19/04/2024

These data/results cannot be reproduced, stored and/or transmitted in whole or in part by any manner of electronic, mechanical, photocopying, recording, broadcasting or otherwise now known or herein after developed without the previous express consent by the copyright owner, except for reproduction in daily press and regular printed publications on sale to the public within 60 days of the event related to those data/results and always provided that copyright symbol appears together as follows below.

© DORNA WSBK ORGANIZATION Srl 2024



**NORTHERN TALENT CUP**

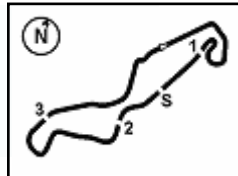
**Pirelli Dutch Round, 19-21 April 2024**

**Ideal Times Free Practice 2nd Session**



**2.4**

**NTC  
742/01**



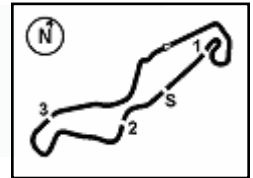
TT Circuit Assen 4.542 m

No.	Rider	Nat	Bike	Seg. 1	Seg. 2	Seg. 3	Seg. 4	Ideal Time		
				Diff. 1	Diff. 2	Diff. 3	Diff. 4	Best Lap	Pos.	Diff.
1	<b>38 T. KITZBICHLER</b>	AUT	Honda	<b>37.855</b>	18.824	33.450 +0.077	28.231 +0.051	<b>1'58.360</b> 1'58.488	1	0.128
2	<b>17 T. WENZEL</b>	GER	Honda	38.038	19.112	33.525	28.309	<b>1'58.984</b> 1'58.984	2	
3	<b>27 A. NATIVI</b>	FRA	Honda	38.133	18.958	33.522	28.488 +0.025	<b>1'59.101</b> 1'59.126	3	0.025
4	<b>85 A. BINDER</b>	SUI	Honda	38.324 +0.518	18.969	33.809	28.062	<b>1'59.164</b> 1'59.682	7	0.518
5	<b>20 D. SCHNEIDER</b>	GER	Honda	39.065	18.912	33.710	<b>27.858</b>	<b>1'59.545</b> 1'59.545	4	
6	<b>36 J. VAN CRUGTEN</b>	NED	Honda	38.723	<b>18.738</b> +0.216	34.058 +0.132	28.085	<b>1'59.604</b> 1'59.952	9	0.348
7	<b>95 R. IRMSCHER</b>	GER	Honda	38.497	19.212	<b>33.418</b>	28.485	<b>1'59.612</b> 1'59.612	5	
8	<b>55 A. ZELENAK</b>	GER	Honda	38.659	18.991	33.976	27.994	<b>1'59.620</b> 1'59.620	6	
9	<b>28 F. FLEERACKERS</b>	BEL	Honda	38.689	19.089	33.732	28.247	<b>1'59.757</b> 1'59.757	8	
10	<b>12 M. VINCZE</b>	HUN	Honda	39.158	18.861	34.400 +0.099	28.256	<b>2'00.675</b> 2'00.774	10	0.099
11	<b>2 T. ROLIN</b>	BEL	Honda	39.024 +0.042	19.357 +0.148	34.016	28.522	<b>2'00.919</b> 2'01.109	11	0.190
12	<b>53 L. PHOMMARA</b>	SUI	Honda	39.666	18.931	34.553 +0.123	28.545 +0.067	<b>2'01.695</b> 2'01.885	12	0.190
13	<b>23 L. PONTILLO</b>	BEL	Honda	38.978	19.247 +0.486	34.469 +0.060	29.110 +0.037	<b>2'01.804</b> 2'02.387	14	0.583
14	<b>26 B. WIEGNER</b>	GER	Honda	39.947	19.110	34.543	28.512	<b>2'02.112</b> 2'02.112	13	
15	<b>73 Z. KOVACS</b>	HUN	Honda	39.916 +0.125	19.301	34.915	28.966	<b>2'03.098</b> 2'03.223	15	0.125
16	<b>96 S. EMPRIN</b>	FRA	Honda	40.305	19.287	34.669	29.323	<b>2'03.584</b> 2'03.584	16	
17	<b>5 T. KUIJL</b>	NED	Honda	40.395 +0.054	19.680	35.606 +0.063	29.647 +0.102	<b>2'05.328</b> 2'05.547	17	0.219
18	<b>81 D. KRABACHER</b>	AUT	Honda	40.755	19.677 +0.128	35.781	30.065	<b>2'06.278</b> 2'06.406	18	0.128
19	<b>46 M. MASILI</b>	ITA	Honda	40.261 +0.398	20.248	36.095 +0.103	29.726	<b>2'06.330</b> 2'06.831	19	0.501
20	<b>22 A. WEIZEL</b>	GER	Honda	41.265 +0.191	20.002 +0.188	35.434	30.226	<b>2'06.927</b> 2'07.306	22	0.379
21	<b>31 D. GREVEN</b>	NED	Honda	40.842	20.064	36.011	30.059 +0.048	<b>2'06.976</b> 2'07.024	20	0.048
22	<b>54 V. MELLGREN</b>	SWE	Honda	41.885 +0.548	19.918	35.593	29.787	<b>2'07.183</b> 2'07.731	23	0.548
23	<b>33 D. SIDOROV</b>	UKR	Honda	40.556	20.747	35.657	30.298	<b>2'07.258</b> 2'07.258	21	
24	<b>16 K. SCHOO</b>	NED	Honda	41.187	20.425 +0.028	35.976	30.577	<b>2'08.165</b> 2'08.193	24	0.028
<b>Overall Ideal Time</b>				37.855	18.738	33.418	27.858	<b>1'57.869</b>		

19/04/2024

These data/results cannot be reproduced, stored and/or transmitted in whole or in part by any manner of electronic, mechanical, photocopying, recording, broadcasting or otherwise now known or herein after developed without the previous express consent by the copyright owner, except for reproduction in daily press and regular printed publications on sale to the public within 60 days of the event related to those data/results and always provided that copyright symbol appears together as follows below.

© DORNA WSBK ORGANIZATION Srl 2024



**Pirelli Dutch Round, 19-21 April 2024**  
**Chronological Analysis Free Practice 2nd Session**

1° 38 T. KITZBICHLER [1'58.488]							
Lap	Seg1	Seg2	Seg3	Seg4	Lap Time	km/h	Local Time
1		21.665	37.786	31.313		181,8	
2	41.645	19.914	36.116	30.468	2'08.143	183,7	13:34'52.658
3	40.734	19.806	36.110	29.107	2'05.757	183,1	13:36'58.415
4	39.098	19.477	34.161	28.714	2'01.450	184,3	13:38'59.865
5	39.591	19.435	34.381	29.259	2'02.666	185,6	13:41'02.531
6	38.683	19.367	34.224	28.400	2'00.674	186,9	13:43'03.205
7	38.729	19.295	34.245	28.335	2'00.604	185,2	13:45'03.809
8	42.073	19.390	34.327	28.842	2'04.632	184,0	13:47'08.441
9	38.794	19.043	<b>33.450</b>	28.237	1'59.524	185,6	13:49'07.965
10	38.641	19.060	33.994	<b>28.231</b>	1'59.926	187,2	13:51'07.891
11	38.337	19.179	33.692	28.371	1'59.579	<b>187,8</b>	13:53'07.470
12	<b>37.855</b>	<b>18.824</b>	33.527	28.282	<b>1'58.488</b>	186,9	13:55'05.958

2° 17 T. WENZEL [1'58.984]							
Lap	Seg1	Seg2	Seg3	Seg4	Lap Time	km/h	Local Time
1		21.676	36.356	30.421		184,3	
2	40.003	20.383	35.497	29.840	2'05.723	187,5	13:38'19.445
3	40.040	19.988	35.202	39.754	2'14.984P	187,5	13:40'34.429
4	1'40.549	20.250	35.839	29.501	3'06.139P	188,2	13:43'40.568
5	39.449	19.928	34.332	29.398	2'03.107	185,9	13:45'43.675
6	39.243	19.619	34.211	28.812	2'01.885	187,8	13:47'45.560
7	38.600	19.549	33.915	39.091	2'11.155P	186,2	13:49'56.715
8	1'12.666	19.230	34.677	28.935	2'35.508P	<b>188,5</b>	13:52'32.223
9	38.789	19.189	33.724	28.806	2'00.508	187,8	13:54'32.731
10	<b>38.038</b>	<b>19.112</b>	<b>33.525</b>	<b>28.309</b>	<b>1'58.984</b>	187,5	13:56'31.715

3° 27 A. NATIVI [1'59.126]							
Lap	Seg1	Seg2	Seg3	Seg4	Lap Time	km/h	Local Time
1		21.679	37.739	31.726		177,3	
2	41.521	20.081	35.821	30.264	2'07.687	186,9	13:35'56.299
3	40.333	19.741	35.377	29.554	2'05.005	187,2	13:38'01.304
4	39.492	19.447	34.455	29.166	2'02.560	186,9	13:40'03.864
5	39.311	19.386	34.403	29.069	2'02.169	187,2	13:42'06.033
6	38.814	19.373	34.417	29.165	2'01.769	187,5	13:44'07.802
7	38.908	19.262	34.223	29.019	2'01.412	187,5	13:46'09.214
8	39.404	19.127	34.142	28.835	2'01.508	188,8	13:48'10.722
9	38.507	19.103	33.726	<b>28.488</b>	1'59.824	188,2	13:50'10.546
10	38.774	19.119	33.925	28.728	2'00.546	188,8	13:52'11.092
11	38.518	19.005	33.873	28.556	1'59.952	188,8	13:54'11.044
12	<b>38.133</b>	<b>18.958</b>	<b>33.522</b>	28.513	<b>1'59.126</b>	<b>190,1</b>	13:56'10.170

4° 20 D. SCHNEIDER [1'59.545]							
Lap	Seg1	Seg2	Seg3	Seg4	Lap Time	km/h	Local Time
1		21.672	38.779	32.252		179,4	
2	42.820	21.077	36.461	29.627	2'09.985	<b>184,9</b>	13:35'00.619
3	41.832	20.143	36.318	29.653	2'07.946	183,1	13:37'08.565
4	40.751	19.580	35.115	28.988	2'04.434	182,7	13:39'12.999
5	40.228	19.274	34.867	28.617	2'02.986	183,4	13:41'15.985
6	40.078	19.497	34.719	28.565	2'02.859	182,4	13:43'18.844
7	40.148	19.260	34.542	28.864	2'02.814	183,1	13:45'21.658
8	39.682	19.252	34.323	28.311	2'01.568	182,7	13:47'23.226
9	39.123	19.077	34.192	27.951	2'00.343	184,6	13:49'23.569
10	39.743	18.973	33.964	28.082	2'00.762	<b>184,9</b>	13:51'24.331
11	<b>39.065</b>	<b>18.912</b>	<b>33.710</b>	<b>27.858</b>	<b>1'59.545</b>	<b>184,9</b>	13:53'23.876
12	39.575	19.024	34.365	28.419	2'01.383	184,3	13:55'25.259

5° 95 R. IRMSCHER [1'59.612]							
Lap	Seg1	Seg2	Seg3	Seg4	Lap Time	km/h	Local Time
1		21.162	36.491	31.021		180,6	
2	40.908	20.109	35.295	30.131	2'06.443	183,7	13:34'44.821

3	40.394	19.884	34.966	29.906	2'05.150	184,0	13:36'49.971
4	39.788	20.162	35.719	30.418	2'06.087	184,0	13:38'56.058
5	40.201	19.591	34.776	29.946	2'04.514	184,0	13:41'00.572
6	39.778	20.184	34.848	28.887	2'03.697	184,9	13:43'04.269
7	39.261	19.394	33.737	28.769	2'01.161	184,3	13:45'05.430
8	38.990	19.540	33.993	28.493	2'01.016	184,6	13:47'06.446
9	40.188	20.698	33.523	39.740	2'14.149P	167,2	13:49'20.595
10	1'50.554	19.394	33.851	29.365	3'13.164P	184,9	13:52'33.759
11	39.400	19.452	33.543	28.599	2'00.994	183,7	13:54'34.753
12	<b>38.497</b>	<b>19.212</b>	<b>33.418</b>	<b>28.485</b>	<b>1'59.612</b>	<b>185,2</b>	13:56'34.365

6° 55 A. ZELENAK [1'59.620]							
Lap	Seg1	Seg2	Seg3	Seg4	Lap Time	km/h	Local Time
1		23.910	40.777	33.113		164,9	
2	44.512	21.404	37.733	37.977	2'21.626P	184,3	13:35'19.486
3	2'08.115	21.067	36.782	30.495	3'36.459P	185,2	13:38'55.945
4	41.014	19.892	35.529	35.367	2'11.802P	185,2	13:41'07.747
5	1'07.996	19.775	35.285	29.307	2'32.363P	<b>187,5</b>	13:43'40.110
6	39.769	19.575	34.495	29.425	2'03.264	186,2	13:45'43.374
7	39.436	20.088	34.594	29.491	2'03.609	184,3	13:47'46.983
8	39.293	19.348	34.035	28.598	2'01.274	186,5	13:49'48.257
9	39.308	19.277	34.013	28.619	2'01.217	186,5	13:51'49.474
10	38.895	19.123	33.982	28.279	2'00.279	187,2	13:53'49.753
11	<b>38.659</b>	<b>18.991</b>	<b>33.976</b>	<b>27.994</b>	<b>1'59.620</b>	<b>187,5</b>	13:55'49.373

7° 85 A. BINDER [1'59.682]							
Lap	Seg1	Seg2	Seg3	Seg4	Lap Time	km/h	Local Time
1		21.878	38.174	30.813		182,1	
2	41.930	20.404	36.767	29.951	2'09.052	185,9	13:36'05.864
3	41.336	19.960	36.244	29.488	2'07.028	185,2	13:38'12.892
4	40.373	19.649	35.392	29.142	2'04.556	185,2	13:40'17.448
5	43.789	19.826	35.087	29.099	2'07.801	185,2	13:42'25.249
6	41.347	21.183	38.220	30.488	2'11.238	178,2	13:44'36.487
7	41.711	20.017	35.670	29.146	2'06.544	183,4	13:46'43.031
8	40.012	19.700	35.237	28.748	2'03.697	185,2	13:48'46.728
9	39.390	19.086	34.813	28.513	2'01.802	<b>188,2</b>	13:50'48.530
10	38.901	19.073	34.168	28.314	2'00.456	186,9	13:52'48.986
11	38.842	<b>18.969</b>	<b>33.809</b>	<b>28.062</b>	<b>1'59.682</b>	<b>188,2</b>	13:54'48.668
12	<b>38.324</b>	19.162	34.161	29.115	2'00.762	187,2	13:56'49.430

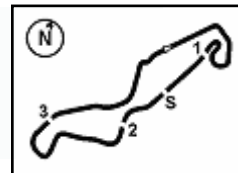
8° 28 F. FLEERACKERS [1'59.757]							
Lap	Seg1	Seg2	Seg3	Seg4	Lap Time	km/h	Local Time
1		21.708	38.284	32.060		176,8	
2	43.430	20.421	36.437	30.436	2'10.724	179,7	13:35'07.007
3	40.906	20.086	35.195	29.449	2'05.636	181,5	13:37'12.643
4	40.398	19.962	34.815	29.249	2'04.424	180,9	13:39'17.067
5	40.848	19.897	35.359	29.188	2'05.292	180,9	13:41'22.359
6	39.913	19.740	34.413	28.983	2'03.049	181,8	13:43'25.408
7	39.977	19.478	34.409	28.924	2'02.788	181,5	13:45'28.196
8	39.761	19.512	34.962	29.633	2'03.868	180,9	13:47'32.064
9	39.279	19.335	34.117	28.668	2'01.399	182,1	13:49'33.463
10	38.973	19.261	33.974	28.629	2'00.837	182,4	13:51'34.300
11	38.892	19.167	33.866	28.412	2'00.337	<b>183,1</b>	13:53'34.637
12	<b>38.689</b>	<b>19.089</b>	<b>33.732</b>	<b>28.247</b>	<b>1'59.757</b>	181,8	13:55'34.394

9° 36 J. VAN CRUGTEN [1'59.952]							
Lap	Seg1	Seg2	Seg3	Seg4	Lap Time	km/h	Local Time
1		22.101	39.447	32.354		184,0	
2	43.086	20.817	36.346	30.111	2'10.360	187,5	13:36'22.304
3	41.160	19.924	35.797	29.345	2'06.226	186,5	13:38'28.530
4	40.473	19.935	35.935	29.348	2'05.691	185,9	13:40'34.221
5	39.932	19.785	35.046	29.098	2'03.861	186,5	13:42'38.082

19/04/2024 P = Pits In/Out - C = Lap Time Cancelled

These data/results cannot be reproduced, stored and/or transmitted in whole or in part by any manner of electronic, mechanical, photocopying, recording, broadcasting or otherwise now known or herein after developed without the previous express consent by the copyright owner, except for reproduction in daily press and regular printed publications on sale to the public within 60 days of the event related to those data/results and always provided that copyright symbol appears together as follows below.

© DORNA WSBK ORGANIZATION Srl 2024



TT Circuit Assen 4.542 m

2 / 3

6	40.556	19.436	35.183	28.811	2'03.986	189,1	13:44'42.068
7	39.911	19.474	34.620	28.585	2'02.590	188,8	13:46'44.658
8	39.427	19.185	34.632	28.645	2'01.889	187,5	13:48'46.547
9	39.364	18.745	34.246	28.224	2'00.579	188,8	13:50'47.126
10	38.984	18.961	34.191	28.377	2'00.513	188,5	13:52'47.639
11	38.987	<b>18.738</b>	<b>34.058</b>	28.307	2'00.090	189,1	13:54'47.729
12	<b>38.723</b>	18.954	34.190	<b>28.085</b>	<b>1'59.952</b>	<b>191,2</b>	13:56'47.681

10	40.030	19.382	34.772	29.039	2'03.223	186,2	13:51'44.815
11	40.038	19.192	34.778	28.857	2'02.865	<b>186,5</b>	13:53'47.680
12	<b>39.947</b>	<b>19.110</b>	<b>34.543</b>	<b>28.512</b>	<b>2'02.112</b>	185,6	13:55'49.792

10° 12 M. VINCZE (2'00.774)							
Lap	Seg1	Seg2	Seg3	Seg4	Lap Time	km/h	Local Time
1		21.562	37.841	31.261		182,1	
2	42.958	20.541	36.865	30.544	2'10.908	184,3	13:34'55.238
3	41.512	20.187	36.399	29.965	2'08.063	183,4	13:37'03.301
4	41.090	19.893	36.090	29.556	2'06.629	184,3	13:39'09.930
5	40.704	19.780	35.511	28.996	2'04.991	184,6	13:41'14.921
6	39.868	19.682	35.273	29.024	2'03.847	184,3	13:43'18.768
7	40.627	19.314	34.696	28.709	2'03.346	186,5	13:45'22.114
8	39.838	19.338	34.777	28.559	2'02.512	185,9	13:47'24.626
9	39.571	19.086	34.693	28.495	2'01.845	186,2	13:49'26.471
10	39.817	19.331	35.349	28.455	2'02.952	<b>186,9</b>	13:51'29.423
11	39.532	19.030	<b>34.400</b>	28.421	2'01.383	186,5	13:53'30.806
12	<b>39.158</b>	<b>18.861</b>	34.499	<b>28.256</b>	<b>2'00.774</b>	186,2	13:55'31.580

14° 23 L. PONTILLO (2'02.387)							
Lap	Seg1	Seg2	Seg3	Seg4	Lap Time	km/h	Local Time
1		21.317	38.204	32.803		177,0	
2	41.907	20.062	36.504	30.307	2'08.780	181,5	13:38'38.283
3	42.011	20.022	35.543	29.855	2'07.431	180,9	13:40'45.714
4	42.122	22.247	35.765	29.234	2'09.368	165,4	13:42'55.082
5	40.072	19.471	<b>34.469</b>	<b>29.110</b>	2'03.122	184,0	13:44'58.204
6	39.518	19.428	34.573	29.234	2'02.753	183,1	13:47'00.957
7	41.749	19.823	34.514	29.261	2'05.347	182,4	13:49'06.304
8	39.268	19.419	34.526	29.489	2'02.702	183,4	13:51'09.006
9	<b>38.978</b>	19.733	34.529	29.147	<b>2'02.387</b>	<b>184,3</b>	13:53'11.393
10	39.649	<b>19.247</b>	34.518	29.226	2'02.640	<b>184,3</b>	13:55'14.033

11° 2 T. ROLIN (2'01.109)							
Lap	Seg1	Seg2	Seg3	Seg4	Lap Time	km/h	Local Time
1		20.790	36.055	29.770		177,3	
2	41.071	20.109	35.084	29.351	2'05.615	<b>179,4</b>	13:34'40.200
3	40.030	20.128	34.988	28.912	2'04.058	178,8	13:36'44.258
4	39.668	19.928	34.700	28.996	2'03.292	<b>179,4</b>	13:38'47.550
5	39.812	19.771	34.609	28.880	2'03.072	177,0	13:40'50.622
6	39.380	19.865	35.592	28.704	2'03.541	178,5	13:42'54.163
7	39.567	19.640	34.519	28.626	2'02.352	177,9	13:44'56.515
8	39.312	19.578	34.451	28.596	2'01.937	178,2	13:46'58.452
9	39.127	19.568	34.593	28.783	2'02.071	178,5	13:49'00.523
10	39.352	<b>19.357</b>	34.346	28.614	2'01.669	178,8	13:51'02.192
11	39.066	19.505	<b>34.016</b>	<b>28.522</b>	<b>2'01.109</b>	177,0	13:53'03.301
12	<b>39.024</b>	19.392	34.290	28.598	2'01.304	179,1	13:55'04.605

15° 73 Z. KOVACS (2'03.223)							
Lap	Seg1	Seg2	Seg3	Seg4	Lap Time	km/h	Local Time
1		22.643	40.711	34.720		174,5	
2	43.508	20.961	38.559	32.235	2'15.263	181,8	13:35'09.520
3	42.836	20.310	37.247	30.640	2'11.033	184,6	13:37'20.553
4	41.719	19.905	36.850	30.071	2'08.545	184,9	13:39'29.098
5	42.090	20.078	36.264	30.163	2'08.595	182,7	13:41'37.693
6	40.904	19.613	35.768	29.362	2'05.647	183,7	13:43'43.340
7	40.640	19.491	35.334	29.310	2'04.775	185,9	13:45'48.115
8	40.322	19.439	35.303	29.148	2'04.212	185,6	13:47'52.327
9	<b>39.916</b>	19.467	35.432	29.650	2'04.465	183,7	13:49'56.792
10	40.711	19.427	35.729	29.751	2'05.618	185,9	13:52'02.410
11	41.572	20.841	37.892	31.038	2'11.343	172,2	13:54'13.753
12	40.041	<b>19.301</b>	<b>34.915</b>	<b>28.966</b>	<b>2'03.223</b>	<b>186,9</b>	13:56'16.976

12° 53 L. PHOMMARA (2'01.885)							
Lap	Seg1	Seg2	Seg3	Seg4	Lap Time	km/h	Local Time
1		23.206	38.616	33.083		158,1	
2	42.705	20.021	37.226	29.880	2'09.832	182,4	13:35'26.129
3	41.574	19.785	36.537	29.741	2'07.637	184,3	13:37'33.766
4	43.747	21.620	39.861	48.007	2'33.235P	175,0	13:40'07.001
5	3'39.760	19.831	36.390	29.347	5'05.328P	181,2	13:45'12.329
6	41.004	19.657	35.801	29.375	2'05.837	183,1	13:47'18.166
7	41.388	20.822	36.645	28.925	2'07.780	171,7	13:49'25.946
8	40.090	19.244	35.476	28.836	2'03.646	184,3	13:51'29.592
9	39.889	19.077	<b>34.553</b>	<b>28.545</b>	2'02.064	<b>186,2</b>	13:53'31.656
10	<b>39.666</b>	<b>18.931</b>	34.676	28.612	<b>2'01.885</b>	184,6	13:55'33.541

16° 96 S. EMPRIN (2'03.584)							
Lap	Seg1	Seg2	Seg3	Seg4	Lap Time	km/h	Local Time
1		22.718	40.072	32.407		182,7	
2	43.709	21.100	37.931	31.520	2'14.260	185,9	13:36'08.642
3	42.787	20.840	37.449	31.159	2'12.235	185,2	13:38'20.877
4	41.933	20.386	36.723	30.471	2'09.513	186,2	13:40'30.390
5	41.867	20.123	36.131	30.004	2'08.125	187,8	13:42'38.515
6	41.124	19.799	35.579	30.156	2'06.658	188,2	13:44'45.173
7	41.018	19.955	35.755	30.430	2'07.158	184,6	13:46'52.331
8	40.662	19.636	35.608	29.727	2'05.633	188,2	13:48'57.964
9	40.644	19.686	36.184	30.650	2'07.164	187,8	13:51'05.128
10	40.553	19.684	35.321	29.626	2'05.184	185,2	13:53'10.312
11	<b>40.305</b>	<b>19.287</b>	<b>34.669</b>	<b>29.323</b>	<b>2'03.584</b>	<b>188,8</b>	13:55'13.896

13° 26 B. WIEGNER (2'02.112)							
Lap	Seg1	Seg2	Seg3	Seg4	Lap Time	km/h	Local Time
1		22.068	38.846	32.363		175,3	
2	42.398	20.251	36.923	30.419	2'09.991	184,0	13:35'00.097
3	41.845	20.075	36.791	30.406	2'09.117	184,3	13:37'09.214
4	41.272	19.863	36.282	29.835	2'07.252	184,9	13:39'16.466
5	40.932	19.848	36.186	29.452	2'06.418	184,6	13:41'22.884
6	40.573	19.508	35.373	29.803	2'05.257	186,2	13:43'28.141
7	40.845	19.789	35.425	28.990	2'05.049	184,9	13:45'33.190
8	40.455	19.609	35.396	29.450	2'04.910	184,6	13:47'38.100
9	40.154	19.381	35.107	28.850	2'03.492	185,2	13:49'41.592

17° 5 T. KUIL (2'05.547)							
Lap	Seg1	Seg2	Seg3	Seg4	Lap Time	km/h	Local Time
1		22.290	38.009	32.123		173,1	
2	43.001	20.790	37.161	40.586	2'21.538P	176,8	13:35'07.514
3	1'32.308	20.183	36.573	30.490	2'59.554P	177,3	13:38'07.068
4	40.864	19.717	<b>35.606</b>	30.085	2'06.272	177,9	13:40'13.340
5	40.914	19.785	36.036	29.735	2'06.470	178,5	13:42'19.810
6	1'07.444	22.749	40.394	40.441	2'51.028P	164,6	13:45'10.838
7	3'33.334	20.614	36.994	29.776	5'00.718P	172,2	13:50'11.556
8	<b>40.395</b>	19.716	36.211	29.991	2'06.313	178,2	13:52'17.869
9	40.449	<b>19.680</b>	35.669	29.749	<b>2'05.547</b>	178,8	13:54'23.416
10	40.607	19.819	35.788	<b>29.647</b>	2'05.861	<b>179,4</b>	13:56'29.277

18° 81 D. KRABACHER (2'06.406)							
Lap	Seg1	Seg2	Seg3	Seg4	Lap Time	km/h	Local Time
1		21.915	39.481	32.804		179,1	

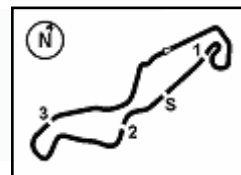
19/04/2024

P = Pits In/Out - C = Lap Time Cancelled

These data/results cannot be reproduced, stored and/or transmitted in whole or in part by any manner of electronic, mechanical, photocopying, recording, broadcasting or otherwise now known or herein after developed without the previous express consent by the copyright owner, except for reproduction in daily press and regular printed publications on sale to the public within 60 days of the event related to those data/results and always provided that copyright symbol appears together as follows below.

© DORNA WSBK ORGANIZATION Srl 2024





TT Circuit Assen 4.542 m

**Pirelli Dutch Round, 19-21 April 2024**  
**Chronological Analysis Free Practice 2nd Session**

3 / 3

2	43.263	20.860	38.833	43.544	2'26.500P	182,7	13:35'16.706	2	45.322	22.748	38.720	47.236	2'34.026P	175,0	13:36'43.566
3	3'38.292	21.030	37.622	31.304	5'08.248P	177,3	13:40'24.954	3	2'14.390	21.044	36.811	30.727	3'42.972P	185,6	13:40'26.538
4	41.997	20.382	36.748	30.478	2'09.605	181,5	13:42'34.559	4	<b>41.885</b>	20.393	36.033	30.545	2'08.856	188,5	13:42'35.394
5	41.980	20.059	36.410	30.653	2'09.102	181,8	13:44'43.661	5	42.048	20.083	36.001	43.494	2'21.626P	188,2	13:44'57.020
6	41.593	19.944	35.831	40.802	2'18.170P	180,9	13:47'01.831	6	8'17.764	21.077	36.867	31.110	9'46.818P	177,9	13:54'43.838
7	2'48.540	19.998	36.250	30.777	4'15.565P	181,5	13:51'17.396	7	42.433	<b>19.918</b>	<b>35.593</b>	<b>29.787</b>	<b>2'07.731</b>	<b>188,8</b>	13:56'51.569
8	<b>40.755</b>	19.805	<b>35.781</b>	<b>30.065</b>	<b>2'06.406</b>	<b>184,0</b>	13:53'23.802								
9	40.916	<b>19.677</b>	35.858	30.397	2'06.848	182,7	13:55'30.650								

**19° 46 M. MASILI (2'06.831)**

Lap	Seg.1	Seg.2	Seg.3	Seg.4	Lap Time	km/h	Local Time
1		22.939	38.601	31.470		167,4	
2	42.077	21.052	37.235	31.164	2'11.528	180,3	13:36'08.770
3	41.862	20.793	36.884	30.603	2'10.142	180,9	13:38'18.912
4	41.037	20.481	36.143	30.167	2'07.828	<b>182,1</b>	13:40'26.740
5	41.082	20.258	<b>36.095</b>	30.503	2'07.938	<b>182,1</b>	13:42'34.678
6	40.659	<b>20.248</b>	36.198	<b>29.726</b>	<b>2'06.831</b>	181,2	13:44'41.509
7	<b>40.261</b>	20.884	37.096	37.614	2'15.855P	180,3	13:46'57.364

**20° 31 D. GREVEN (2'07.024)**

Lap	Seg.1	Seg.2	Seg.3	Seg.4	Lap Time	km/h	Local Time
1		23.097	40.615	33.497		167,7	
2	45.092	21.575	39.572	32.475	2'18.714	178,2	13:35'14.327
3	44.045	21.458	38.105	40.080	2'23.688P	174,2	13:37'38.015
4	1'59.514	21.306	38.168	31.763	3'30.751P	167,2	13:41'08.766
5	42.455	20.716	36.761	31.087	2'11.019	177,9	13:43'19.785
6	41.754	20.443	36.869	30.796	2'09.862	179,1	13:45'29.647
7	41.478	20.413	36.564	30.397	2'08.852	177,3	13:47'38.499
8	41.164	20.228	36.418	30.440	2'08.250	178,2	13:49'46.749
9	41.237	20.207	36.087	30.502	2'08.033	178,5	13:51'54.782
10	40.978	20.277	36.129	<b>30.059</b>	2'07.443	179,4	13:54'02.225
11	<b>40.842</b>	<b>20.064</b>	<b>36.011</b>	30.107	<b>2'07.024</b>	<b>180,0</b>	13:56'09.249

**21° 33 D. SIDOROV (2'07.258)**

Lap	Seg.1	Seg.2	Seg.3	Seg.4	Lap Time	km/h	Local Time
1		23.355	39.211	33.597		168,5	
2	44.109	22.090	37.994	33.083	2'17.276	173,1	13:38'50.824
3	42.022	21.328	36.708	31.600	2'11.658	174,5	13:41'02.482
4	41.714	20.965	36.478	31.255	2'10.412	174,8	13:43'12.894
5	41.779	21.112	36.077	31.076	2'10.044	<b>175,6</b>	13:45'22.938
6	41.347	21.411	36.667	46.678	2'26.103P	175,3	13:47'49.041
7	2'14.682	21.142	36.760	31.404	3'43.988P	173,9	13:51'33.029
8	40.971	20.790	36.014	30.915	2'08.690	174,2	13:53'41.719
9	<b>40.556</b>	<b>20.747</b>	<b>35.657</b>	<b>30.298</b>	<b>2'07.258</b>	174,2	13:55'48.977

**22° 22 A. WEIZEL (2'07.306)**

Lap	Seg.1	Seg.2	Seg.3	Seg.4	Lap Time	km/h	Local Time
1		22.312	38.904	34.298		179,4	
2	46.001	22.064	38.349	32.591	2'19.005	177,0	13:35'12.854
3	44.057	22.180	37.887	40.121	2'24.245P	175,3	13:37'37.099
4	2'37.813	20.971	37.627	31.741	4'08.152P	184,0	13:41'45.251
5	42.740	20.829	36.951	30.929	2'11.449	185,2	13:43'56.700
6	42.690	20.564	37.083	31.060	2'11.397	185,2	13:46'08.097
7	41.622	20.026	36.148	30.914	2'08.710	<b>186,9</b>	13:48'16.807
8	42.018	20.050	36.743	30.694	2'09.505	185,9	13:50'26.312
9	<b>41.265</b>	<b>20.002</b>	35.805	30.862	2'07.934	186,5	13:52'34.246
10	41.330	20.540	36.106	30.990	2'08.966	180,0	13:54'43.212
11	41.456	20.190	<b>35.434</b>	<b>30.226</b>	<b>2'07.306</b>	185,9	13:56'50.518

**23° 54 V. MELLGREN (2'07.731)**

Lap	Seg.1	Seg.2	Seg.3	Seg.4	Lap Time	km/h	Local Time
1		23.229	41.233	33.249		177,9	

19/04/2024 P = Pits In/Out - C = Lap Time Cancelled

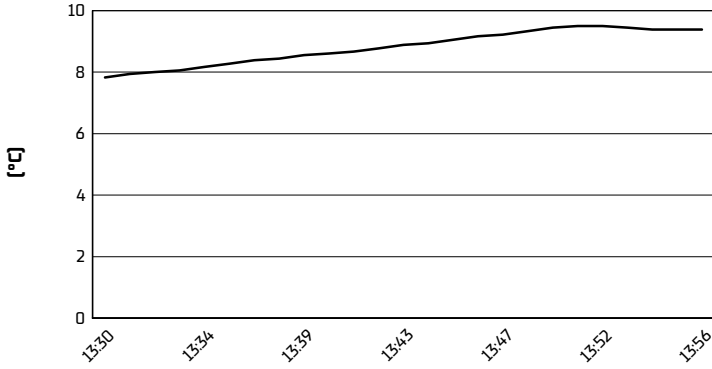
These data/results cannot be reproduced, stored and/or transmitted in whole or in part by any manner of electronic, mechanical, photocopying, recording, broadcasting or otherwise now known or herein after developed without the previous express consent by the copyright owner, except for reproduction in daily press and regular printed publications on sale to the public within 60 days of the event related to those data/results and always provided that copyright symbol appears together as follows below.

© DORNA WSBK ORGANIZATION Srl 2024

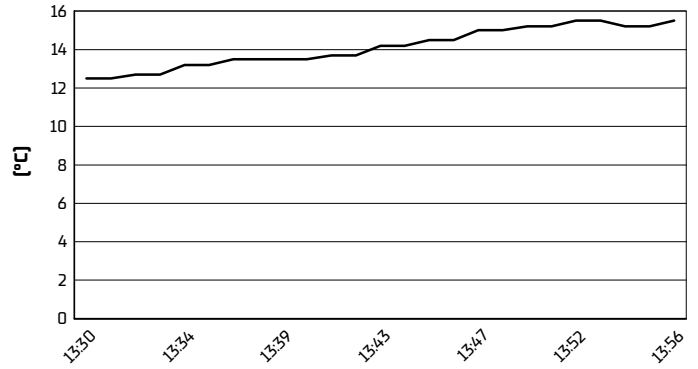


**Pirelli Dutch Round, 19-21 April 2024**  
**Weather Report Free Practice 2nd Session**  
Session started 13:30 - Session ended 13:57

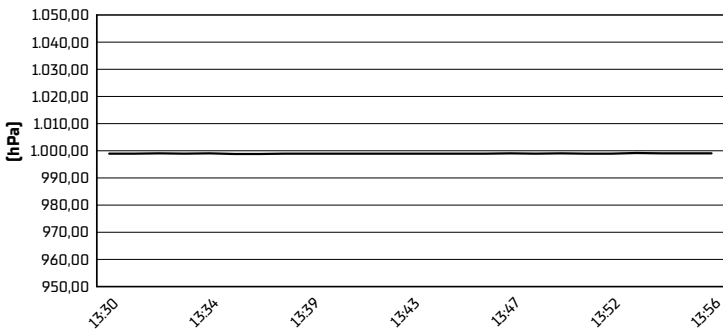
**Air Temperature**



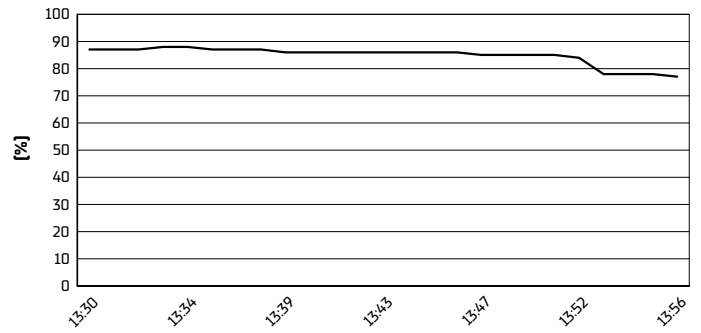
**Track Temperature**



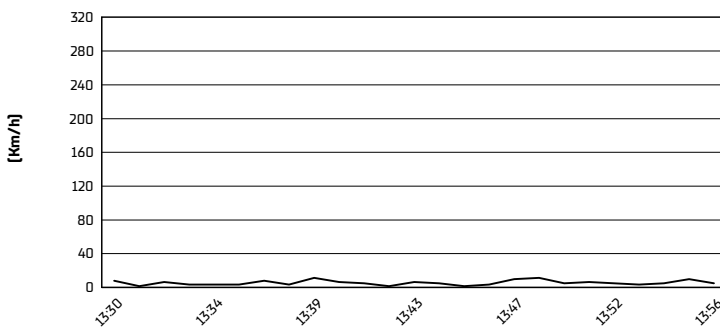
**Air Pressure**



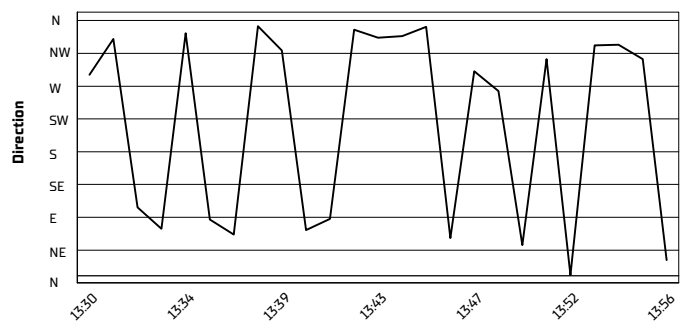
**Humidity**



**Wind Speed**



**Wind Direction**



19/04/2024

These data/results cannot be reproduced, stored and/or transmitted in whole or in part by any manner of electronic, mechanical, photocopying, recording, broadcasting or otherwise now known or herein after developed without the previous express consent by the copyright owner, except for reproduction in daily press and regular printed publications on sale to the public within 60 days of the event related to those data/results and always provided that copyright symbol appears together as follows below.

© DORNA WSBK ORGANIZATION Srl 2024