



NORTHERN TALENT CUP

Pirelli Dutch Round, 19–21 April 2024

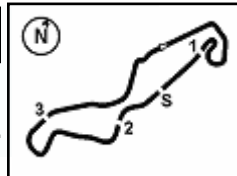
Results Race 1 - Red Flag

Laps 6 = 27,252 Km - Time of Race 1'36.018 - Avg. 140,955 km/h



4.1

NTC
742/01



TT Circuit Assen 4.542 m

1 / 2

Pos	Grid	No. Rider	Nat	Team	Bike	LL	Int.	Gap	Rel.	Fastest Lap	Speed	Qualifying	Speed
1	1	17 T. WENZEL	GER	Kiefer Racing	Honda	6	FL			1'54.798	195,7	1'55.283	197,1
2	2	85 A. BINDER	SUI	Kiefer Racing	Honda	6	FL	2.890	2.890	1'55.190	194,9	1'55.501	194,9
3	3	38 T. KITZBICHLER	AUT	Racingteam Kitzbichler	Honda	6	FL	3.277	0.387	1'54.769	196,4	1'55.501	192,9
4	4	36 J. VAN CRUGTEN	NED	BB64 Accademy	Honda	6	FL	3.375	0.098	1'54.529	198,5	1'55.540	194,6
5	9	20 D. SCHNEIDER	GER	Mass Sports Racing By JRP Motosport	Honda	6	FL	3.577	0.202	1'54.551	194,2	1'56.620	192,9
6	7	27 A. NATIVI	FRA	Racing Nativi Team	Honda	6	FL	3.807	0.230	1'54.579	198,2	1'56.532	193,2
7	8	28 F. FLEERACKERS	BEL	Junior Black Knights	Honda	6	FL	4.059	0.252	1'54.495	194,6	1'56.608	188,8
8	5	53 L. PHOMMARA	SUI	Phommara-Racing	Honda	6	FL	6.241	2.182	1'54.895	199,3	1'56.315	193,9
9	6	2 T. ROLIN	BEL	Junior Black Knights	Honda	6	FL	11.619	5.378	1'56.319	196,0	1'56.520	189,1
10	18	5 T. KUIL	NED	Zelda People Racing	Honda	6	FL	15.610	3.991	1'56.574	193,9	2'00.205	185,9
11	13	73 Z. KOVACS	HUN	Motomax Motorsport	Honda	6	FL	17.195	1.585	1'56.363	194,9	1'57.836	190,1
12	20	54 V. MELLGREN	SWE	Nordgren Racing	Honda	6	FL	20.570	3.375	1'57.109	196,7	2'00.624	193,5
13	16	26 B. WIEGNER	GER	JB-Racing	Honda	6	FL	20.775	0.205	1'57.129	197,1	1'58.317	189,1
14	12	81 D. KRABACHER	AUT	Kini Bike World	Honda	6	FL	21.328	0.553	1'57.387	191,2	1'57.806	185,2
15	14	46 M. MASILI	ITA	SaMarigosa MM Racing Team	Honda	6	FL	25.315	3.987	1'57.372	193,2	1'58.070	190,5
16	15	12 M. VINCZE	HUN	VM Racing Team	Honda	6	FL	25.672	0.357	1'57.487	196,7	1'58.090	191,5
17	17	23 L. PONTILLO	BEL	Junior Black Knights	Honda	6	FL	42.823	17.151	1'58.621	197,4	1'59.594	191,8
18	21	33 D. SIDOROV	UKR	Arda Moto Racing Team	Honda	6	FL	47.476	4.653	2'00.934	189,8	2'02.399	185,9
19	22	22 A. WEIZEL	GER	Weizel Racing Team	Honda	6	FL	50.284	2.808	2'01.315	193,5	2'03.333	187,2
20	19	96 S. EMPRIN	FRA	Swan 96	Honda	6	FL	56.579	6.295	2'01.839	194,2	2'00.216	188,8
-----Not Classified-----													
RET	11	95 R. IRMSCHER	GER	Racingteam Irmischer	Honda	6				1'55.428	193,2	1'57.784	192,9
RET	10	55 A. ZELENAK	GER	Mass Sports Racing By JRP Motosport	Honda	2				1'54.832	197,4	1'57.750	189,5

AIR	Humidity:	77%	Temp:	8°C
TRACK	Condition:	Wet	Temp:	17°C

Race Fastest Lap	(New Record)	Lap 6	F.Fleerackers	1'54.495	142,811 Km/h
------------------	--------------	-------	---------------	----------	--------------

Start End The results are provisional until the end of the time limit for protests and appeals and the completion of the technical checks.

20/04/2024

16:27

16:42

These data/results cannot be reproduced, stored and/or transmitted in whole or in part by any manner of electronic, mechanical, photocopying, recording, broadcasting or otherwise now known or herein after developed without the previous express consent by the copyright owner, except for reproduction in daily press and regular printed publications on sale to the public within 60 days of the event related to those data/results and always provided that copyright symbol appears together as follows below.

© DORNA WSBK ORGANIZATION Srl 2024



NORTHERN TALENT CUP

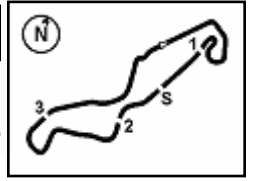
Pirelli Dutch Round, 19-21 April 2024

Results Race 1 - Red Flag



4.1

NTC
742/01



TT Circuit Assen 4.542 m

2 / 2

Race Highlights

Time	No. Rider	Description
16.10.00		Sighting Lap Started
16.15.10		WET RACE
16.20.07		START DELAYED
16.23.29		Race on 13 Laps
16.24.29		Warm Up Lap Started
16.27.19		Start
16.30.15		No Jump Starts
16.32.47	55 A. ZELENAK	Crashed - Turn 10
16.33.09	55 A. ZELENAK	Not Actively Competing
16.39.27	95 R. IRMSCHER	Crashed - Turn 1
16.40.03	95 R. IRMSCHER	Not Actively Competing
16.40.32		RED FLAG
16.42.54		End Of Session

Start	End	The results are provisional until the end of the time limit for protests and appeals
20/04/2024 16:27	16:42	and the completion of the technical checks.

These data/results cannot be reproduced, stored and/or transmitted in whole or in part by any manner of electronic, mechanical, photocopying, recording, broadcasting or otherwise now known or herein after developed without the previous express consent by the copyright owner, except for reproduction in daily press and regular printed publications on sale to the public within 60 days of the event related to those data/results and always provided that copyright symbol appears together as follows below.

© DORNA WSBK ORGANIZATION Srl 2024



NORTHERN TALENT CUP

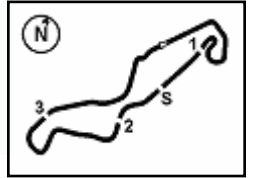
Pirelli Dutch Round, 19-21 April 2024

Lap Chart Race 1 - Red Flag



4.3

NTC
742/01



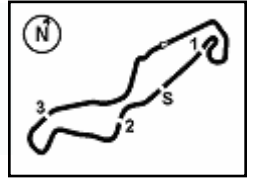
TT Circuit Assen 4.542 m

	Lap					
	1	2	3	4	5	6
1	17	17	17	17	17	17
2	85	85	85	85	85	85
3	38	55	38	38	38	38
4	95	38	95	36	36	36
5	55	95	36	95	20	20
6	36	20	20	20	27	27
7	28	27	27	27	28	28
8	27	36	28	28	95	95
9	2	28	53	53	53	53
10	20	5	2	2	2	2
11	5	53	5	73	5	5
12	53	2	73	5	73	73
13	73	73	26	54	54	54
14	54	26	54	26	26	26
15	26	54	81	81	81	81
16	81	81	46	46	46	46
17	12	12	12	12	12	12
18	23	46	33	23	23	23
19	46	33	23	33	33	33
20	33	22	22	22	22	22
21	96	96	96	96	96	96
22	22	23				

20/04/2024

These data/results cannot be reproduced, stored and/or transmitted in whole or in part by any manner of electronic, mechanical, photocopying, recording, broadcasting or otherwise now known or herein after developed without the previous express consent by the copyright owner, except for reproduction in daily press and regular printed publications on sale to the public within 60 days of the event related to those data/results and always provided that copyright symbol appears together as follows below.

© DORNA WSBK ORGANIZATION Srl 2024



Pirelli Dutch Round, 19–21 April 2024
Lap Chart Race 1 - Red Flag

Lap 1		
1	17	T.Wenzel 2'01.183
2	85	A.Binder 0.626
3	38	T.Kitzbichler 1.535
4	95	R.Irmscher 1.872
5	55	A.Zelenak 2.151
6	36	J.Van Crugten 2.235
7	28	F.Fleerackers 2.546
8	27	A.Nativi 2.699
9	2	T.Rolin 2.958
10	20	D.Schneider 3.053
11	5	T.Kuil 3.384
12	53	L.Phommara 3.505
13	73	Z.Kovacs 3.882
14	54	V.Mellgren 4.872
15	26	B.Wiegner 5.161
16	81	D.Krabacher 5.904
17	12	M.Vincze 7.079
18	23	L.Pontillo 7.216
19	46	M.Masili 8.502
20	33	D.Sidorov 11.233
21	96	S.Emprin 12.199
22	22	A.Weizel 12.561

1	17	T.Wenzel 7'46.027
2	85	A.Binder 2.398
3	38	T.Kitzbichler 3.609
4	36	J.Van Crugten 4.017
5	95	R.Irmscher 4.179
6	20	D.Schneider 4.374
7	27	A.Nativi 4.580
8	28	F.Fleerackers 4.783
9	53	L.Phommara 5.533
10	2	T.Rolin 7.985
11	73	Z.Kovacs 10.619
12	5	T.Kuil 10.830
13	54	V.Mellgren 15.788
14	26	B.Wiegner 15.984
15	81	D.Krabacher 16.185
16	46	M.Masili 20.320
17	12	M.Vincze 20.515
18	23	L.Pontillo 34.593
19	33	D.Sidorov 35.071
20	22	A.Weizel 36.949
21	96	S.Emprin 41.782

Lap 2		
1	17	T.Wenzel 3'56.005
2	85	A.Binder 1.239
3	55	A.Zelenak 2.161
4	38	T.Kitzbichler 2.453
5	95	R.Irmscher 2.792
6	20	D.Schneider 3.697
7	27	A.Nativi 3.944
8	36	J.Van Crugten 4.057
9	28	F.Fleerackers 4.323
10	5	T.Kuil 5.136
11	53	L.Phommara 5.147
12	2	T.Rolin 5.148
13	73	Z.Kovacs 5.423
14	26	B.Wiegner 8.220
15	54	V.Mellgren 8.583
16	81	D.Krabacher 9.047
17	12	M.Vincze 12.500
18	46	M.Masili 13.071
19	33	D.Sidorov 19.158
20	22	A.Weizel 22.028
21	96	S.Emprin 22.520
22	23	L.Pontillo 23.532

Lap 5		
1	17	T.Wenzel 9'40.825
2	85	A.Binder 2.893
3	38	T.Kitzbichler 3.701
4	36	J.Van Crugten 4.039
5	20	D.Schneider 4.219
6	27	A.Nativi 4.421
7	28	F.Fleerackers 4.757
8	95	R.Irmscher 5.427
9	53	L.Phommara 6.125
10	2	T.Rolin 9.728
11	5	T.Kuil 13.155
12	73	Z.Kovacs 13.438
13	54	V.Mellgren 18.654
14	26	B.Wiegner 18.839
15	81	D.Krabacher 19.134
16	46	M.Masili 23.136
17	12	M.Vincze 23.204
18	23	L.Pontillo 39.395
19	33	D.Sidorov 41.735
20	22	A.Weizel 43.924
21	96	S.Emprin 49.933

Lap 3		
1	17	T.Wenzel 5'50.911
2	85	A.Binder 2.069
3	38	T.Kitzbichler 3.221
4	95	R.Irmscher 3.314
5	36	J.Van Crugten 4.035
6	20	D.Schneider 4.137
7	27	A.Nativi 4.374
8	28	F.Fleerackers 4.489
9	53	L.Phommara 5.754
10	2	T.Rolin 6.782
11	5	T.Kuil 7.277
12	73	Z.Kovacs 8.207
13	26	B.Wiegner 12.730
14	54	V.Mellgren 12.743
15	81	D.Krabacher 13.072
16	46	M.Masili 17.131
17	12	M.Vincze 17.414
18	33	D.Sidorov 27.212
19	23	L.Pontillo 30.406
20	22	A.Weizel 30.750
21	96	S.Emprin 32.154

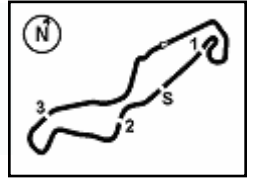
Lap 6		
1	17	T.Wenzel 11'36.018
2	85	A.Binder 2.890
3	38	T.Kitzbichler 3.277
4	36	J.Van Crugten 3.375
5	20	D.Schneider 3.577
6	27	A.Nativi 3.807
7	28	F.Fleerackers 4.059
8	95	R.Irmscher 6.067
9	53	L.Phommara 6.241
10	2	T.Rolin 11.619
11	5	T.Kuil 15.610
12	73	Z.Kovacs 17.195
13	54	V.Mellgren 20.570
14	26	B.Wiegner 20.775
15	81	D.Krabacher 21.328
16	46	M.Masili 25.315
17	12	M.Vincze 25.672
18	23	L.Pontillo 42.823
19	33	D.Sidorov 47.476
20	22	A.Weizel 50.284
21	96	S.Emprin 56.579

Lap 4		
-------	--	--

20/04/2024

These data/results cannot be reproduced, stored and/or transmitted in whole or in part by any manner of electronic, mechanical, photocopying, recording, broadcasting or otherwise now known or herein after developed without the previous express consent by the copyright owner, except for reproduction in daily press and regular printed publications on sale to the public within 60 days of the event related to those data/results and always provided that copyright symbol appears together as follows below.

© DORNA WSBK ORGANIZATION Srl 2024

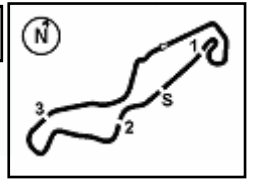


Pirelli Dutch Round, 19-21 April 2024
Lap Chart Race 1 - Red Flag

Race Pace Comparison

	17 Wen	85 Bin	38 Kit	36 Van	20 Scn	27 Nat	28 Fle	53 Pho	2 Rol	5 Kui	73 Kov	54 Mel	26 Wie	81 Kra
1	2'01.183	2'01.809	2'02.718	2'03.418	2'04.236	2'03.882	2'03.729	2'04.688	2'04.141	2'04.567	2'05.065	2'06.055	2'06.344	2'07.087
2	1'54.822	1'55.435	1'55.740	1'56.644	1'55.466	1'56.067	1'56.599	1'56.464	1'57.012	1'56.574	1'56.363	1'58.533	1'57.881	1'57.965
3	1'54.906	1'55.736	1'55.674	1'54.884	1'55.346	1'55.336	1'55.072	1'55.513	1'56.540	1'57.047	1'57.690	1'59.066	1'59.416	1'58.931
4	1'55.116	1'55.445	1'55.504	1'55.098	1'55.353	1'55.322	1'55.410	1'54.895	1'56.319	1'58.669	1'57.528	1'58.161	1'58.370	1'58.229
5	1'54.798	1'55.293	1'54.890	1'54.820	1'54.643	1'54.639	1'54.772	1'55.390	1'56.541	1'57.123	1'57.617	1'57.664	1'57.653	1'57.747
6	1'55.193	1'55.190	1'54.769	1'54.529	1'54.551	1'54.579	1'54.495	1'55.309	1'57.084	1'57.648	1'58.950	1'57.109	1'57.129	1'57.387

	95 Irm	46 Mas	12 Vin	23 Pon	33 Sid	22 Wei	96 Emp	55 Zel
1	2'03.055	2'09.685	2'08.262	2'08.399	2'12.416	2'13.744	2'13.382	2'03.334
2	1'55.742	1'59.391	2'00.243	2'11.138	2'02.747	2'04.289	2'05.143	1'54.832
3	1'55.428	1'58.966	1'59.820	2'01.780	2'02.960	2'03.628	2'04.540	
4	1'55.981	1'58.305	1'58.217	1'59.303	2'02.975	2'01.315	2'04.744	
5	1'56.046	1'57.614	1'57.487	1'59.600	2'01.462	2'01.773	2'02.949	
6	1'55.833	1'57.372	1'57.661	1'58.621	2'00.934	2'01.553	2'01.839	



Pirelli Dutch Round, 19–21 April 2024
Best Sectors & Speed Race 1 - Red Flag

RESULTS			LL	Int.	
1	17	T. WENZEL	Honda	6	FL
2	85	A. BINDER	Honda	6	FL
3	38	T. KITZBICHLER	Honda	6	FL
4	36	J. VAN CRUGTEN	Honda	6	FL
5	20	D. SCHNEIDER	Honda	6	FL
6	27	A. NATIVI	Honda	6	FL
7	28	F. FLEERACKERS	Honda	6	FL
8	53	L. PHOMMARA	Honda	6	FL
9	2	T. ROLIN	Honda	6	FL
10	5	T. KUIJL	Honda	6	FL
11	73	Z. KOVACS	Honda	6	FL
12	54	V. MELLGREN	Honda	6	FL
13	26	B. WIEGNER	Honda	6	FL
14	81	D. KRABACHER	Honda	6	FL
15	46	M. MASILI	Honda	6	FL
16	12	M. VINCZE	Honda	6	FL
17	23	L. PONTILLO	Honda	6	FL
18	33	D. SIDOROV	Honda	6	FL
19	22	A. WEIZEL	Honda	6	FL
20	96	S. EMPRIN	Honda	6	FL
RET	95	R. IRMSCHER	Honda	6	FL
RET	55	A. ZELENAK	Honda	2	

SPEED				
1	53	L. PHOMMARA	Honda	199,3
2	36	J. VAN CRUGTEN	Honda	198,5
3	27	A. NATIVI	Honda	198,2
4	55	A. ZELENAK	Honda	197,4
5	23	L. PONTILLO	Honda	197,4
6	26	B. WIEGNER	Honda	197,1
7	12	M. VINCZE	Honda	196,7
8	54	V. MELLGREN	Honda	196,7
9	38	T. KITZBICHLER	Honda	196,4
10	2	T. ROLIN	Honda	196,0
11	17	T. WENZEL	Honda	195,7
12	73	Z. KOVACS	Honda	194,9
13	85	A. BINDER	Honda	194,9
14	28	F. FLEERACKERS	Honda	194,6
15	20	D. SCHNEIDER	Honda	194,2
16	96	S. EMPRIN	Honda	194,2
17	5	T. KUIJL	Honda	193,9
18	22	A. WEIZEL	Honda	193,5
19	95	R. IRMSCHER	Honda	193,2
20	46	M. MASILI	Honda	193,2
21	81	D. KRABACHER	Honda	191,2
22	33	D. SIDOROV	Honda	189,8

SEG. 1		SEG. 2		SEG. 3		SEG. 4									
1	17	T. WENZEL	36.693	1	36	J. VAN CRUGTEN	17.907	1	27	A. NATIVI	31.809	1	20	D. SCHNEIDER	26.845
2	38	T. KITZBICHLER	37.068	2	27	A. NATIVI	18.021	2	17	T. WENZEL	31.956	2	36	J. VAN CRUGTEN	26.902
3	36	J. VAN CRUGTEN	37.221	3	20	D. SCHNEIDER	18.056	3	20	D. SCHNEIDER	32.040	3	28	F. FLEERACKERS	26.925
4	85	A. BINDER	37.230	4	28	F. FLEERACKERS	18.060	4	28	F. FLEERACKERS	32.055	4	53	L. PHOMMARA	26.928
5	28	F. FLEERACKERS	37.237	5	53	L. PHOMMARA	18.084	5	38	T. KITZBICHLER	32.141	5	27	A. NATIVI	27.075
6	20	D. SCHNEIDER	37.269	6	95	R. IRMSCHER	18.102	6	85	A. BINDER	32.196	6	55	A. ZELENAK	27.131
7	55	A. ZELENAK	37.279	7	38	T. KITZBICHLER	18.146	7	36	J. VAN CRUGTEN	32.211	7	38	T. KITZBICHLER	27.156
8	27	A. NATIVI	37.324	8	55	A. ZELENAK	18.151	8	55	A. ZELENAK	32.271	8	73	Z. KOVACS	27.159
9	95	R. IRMSCHER	37.324	9	5	T. KUIJL	18.245	9	53	L. PHOMMARA	32.340	9	85	A. BINDER	27.190
10	53	L. PHOMMARA	37.543	10	2	T. ROLIN	18.259	10	95	R. IRMSCHER	32.505	10	95	R. IRMSCHER	27.300
11	2	T. ROLIN	37.606	11	17	T. WENZEL	18.270	11	2	T. ROLIN	32.569	11	5	T. KUIJL	27.391
12	73	Z. KOVACS	37.748	12	85	A. BINDER	18.312	12	26	B. WIEGNER	32.688	12	2	T. ROLIN	27.437
13	46	M. MASILI	37.776	13	26	B. WIEGNER	18.383	13	5	T. KUIJL	32.704	13	17	T. WENZEL	27.502
14	5	T. KUIJL	37.902	14	73	Z. KOVACS	18.386	14	73	Z. KOVACS	32.723	14	12	M. VINCZE	27.576
15	12	M. VINCZE	37.997	15	12	M. VINCZE	18.464	15	54	V. MELLGREN	32.758	15	26	B. WIEGNER	27.596
16	54	V. MELLGREN	38.104	16	23	L. PONTILLO	18.503	16	81	D. KRABACHER	32.841	16	54	V. MELLGREN	27.629
17	81	D. KRABACHER	38.232	17	81	D. KRABACHER	18.597	17	12	M. VINCZE	33.087	17	46	M. MASILI	27.630
18	26	B. WIEGNER	38.272	18	54	V. MELLGREN	18.618	18	46	M. MASILI	33.147	18	81	D. KRABACHER	27.673
19	23	L. PONTILLO	38.345	19	46	M. MASILI	18.618	19	23	L. PONTILLO	33.321	19	23	L. PONTILLO	28.350
20	33	D. SIDOROV	38.698	20	22	A. WEIZEL	19.022	20	22	A. WEIZEL	33.833	20	96	S. EMPRIN	28.791
21	22	A. WEIZEL	39.258	21	96	S. EMPRIN	19.033	21	33	D. SIDOROV	34.034	21	33	D. SIDOROV	28.973
22	96	S. EMPRIN	39.674	22	33	D. SIDOROV	19.177	22	96	S. EMPRIN	34.341	22	22	A. WEIZEL	29.015

20/04/2024

These data/results cannot be reproduced, stored and/or transmitted in whole or in part by any manner of electronic, mechanical, photocopying, recording, broadcasting or otherwise now known or herein after developed without the previous express consent by the copyright owner, except for reproduction in daily press and regular printed publications on sale to the public within 60 days of the event related to those data/results and always provided that copyright symbol appears together as follows below.

© DORNA WSBK ORGANIZATION Srl 2024



NORTHERN TALENT CUP

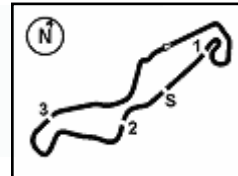
Pirelli Dutch Round, 19-21 April 2024

Chronological Analysis Race 1 - Red Flag



4.5

NTC
742/01



TT Circuit Assen 4.542 m

Start at 16:27'10.974

1 / 2

1° 17 T. WENZEL [1'54.798]								7° 28 F. FLEERACKERS [1'54.495]							
Lap	Seg1	Seg2	Seg3	Seg4	Lap Time	km/h	Local Time	Lap	Seg1	Seg2	Seg3	Seg4	Lap Time	km/h	Local Time
1		18.400	32.514	27.899	2'01.183	195,7	16:29'12.157	1		18.425	32.574	27.571	2'03.729	194,6	16:29'14.703
2	36.971	18.270	32.014	27.567	1'54.822	194,2	16:31'06.979	2	38.478	18.403	32.333	27.385	1'56.599	190,8	16:31'11.302
3	37.016	18.336	31.956	27.598	1'54.906	193,5	16:33'01.885	3	37.724	18.098	32.055	27.195	1'55.072	194,2	16:33'06.374
4	37.065	18.282	32.186	27.583	1'55.116	190,1	16:34'57.001	4	37.592	18.198	32.217	27.403	1'55.410	192,9	16:35'01.784
5	36.693	18.288	32.197	27.620	1'54.798	192,5	16:36'51.799	5	37.391	18.267	32.134	26.980	1'54.772	194,6	16:36'56.556
6	36.871	18.320	32.500	27.502	1'55.193	193,5	16:38'46.992	6	37.237	18.060	32.273	26.925	1'54.495	192,2	16:38'51.051
7	36.777	18.375	32.372			192,5		7	37.263	18.129	32.276			193,2	

Last Passing Point FL at 16:38'46.992

Last Passing Point FL at 16:38'51.051

2° 85 A. BINDER [1'55.190]								8° 53 L. PHOMMARA [1'54.895]							
Lap	Seg1	Seg2	Seg3	Seg4	Lap Time	km/h	Local Time	Lap	Seg1	Seg2	Seg3	Seg4	Lap Time	km/h	Local Time
1		18.540	32.697	27.678	2'01.809	194,9	16:29'12.783	1		18.456	33.220	27.292	2'04.688	199,3	16:29'15.662
2	37.384	18.383	32.422	27.246	1'55.435	192,9	16:31'08.218	2	38.221	18.279	32.926	27.038	1'56.464	198,5	16:31'12.126
3	37.397	18.354	32.345	27.640	1'55.736	193,5	16:33'03.954	3	37.875	18.202	32.480	26.956	1'55.513	193,2	16:33'07.639
4	37.410	18.312	32.399	27.324	1'55.445	190,8	16:34'59.399	4	37.543	18.084	32.340	26.928	1'54.895	194,2	16:35'02.534
5	37.230	18.416	32.457	27.190	1'55.293	191,5	16:36'54.692	5	37.580	18.174	32.341	27.295	1'55.390	194,6	16:36'57.924
6	37.360	18.355	32.196	27.279	1'55.190	191,2	16:38'49.882	6	37.597	18.241	32.534	26.937	1'55.309	192,9	16:38'53.233
7	36.922	19.070	32.606			190,5		7	37.639	18.328	32.423			191,2	

Last Passing Point FL at 16:38'49.882

Last Passing Point FL at 16:38'53.233

3° 38 T. KITZBICHLER [1'54.769]								9° 2 T. ROLIN [1'56.319]							
Lap	Seg1	Seg2	Seg3	Seg4	Lap Time	km/h	Local Time	Lap	Seg1	Seg2	Seg3	Seg4	Lap Time	km/h	Local Time
1		18.492	32.979	27.647	2'02.718	192,9	16:29'13.692	1		18.259	32.569	27.727	2'04.141	196,0	16:29'15.115
2	37.566	18.246	32.448	27.480	1'55.740	191,8	16:31'09.432	2	38.255	18.415	32.788	27.554	1'57.012	195,7	16:31'12.127
3	37.362	18.146	32.678	27.488	1'55.674	196,4	16:33'05.106	3	38.250	18.261	32.592	27.437	1'56.540	194,2	16:33'08.667
4	37.399	18.285	32.461	27.359	1'55.504	192,5	16:35'00.610	4	37.887	18.295	32.667	27.470	1'56.319	190,1	16:35'04.986
5	37.068	18.389	32.264	27.169	1'54.890	192,9	16:36'55.500	5	37.606	18.341	32.891	27.703	1'56.541	188,8	16:37'01.527
6	37.214	18.258	32.141	27.156	1'54.769	192,9	16:38'50.269	6	38.032	18.645	32.792	27.615	1'57.084	187,8	16:38'58.611
7	36.854	18.442	32.368			191,8		7	38.017	18.583	33.022			186,9	

Last Passing Point FL at 16:38'50.269

Last Passing Point FL at 16:38'58.611

4° 36 J. VAN CRUGTEN [1'54.529]								10° 5 T. KUIL [1'56.574]							
Lap	Seg1	Seg2	Seg3	Seg4	Lap Time	km/h	Local Time	Lap	Seg1	Seg2	Seg3	Seg4	Lap Time	km/h	Local Time
1		18.365	32.928	27.707	2'03.418	193,9	16:29'14.392	1		18.260	32.732	27.655	2'04.567	193,9	16:29'15.541
2	38.580	18.219	32.551	27.294	1'56.644	194,6	16:31'11.036	2	37.902	18.480	32.801	27.391	1'56.574	193,5	16:31'12.115
3	37.725	17.907	32.211	27.041	1'54.884	198,5	16:33'05.920	3	38.097	18.245	32.704	28.001	1'57.047	189,5	16:33'09.162
4	37.461	17.972	32.490	27.175	1'55.098	194,6	16:35'01.018	4	38.730	18.813	33.163	27.963	1'58.669	187,8	16:35'07.831
5	37.410	18.107	32.213	27.090	1'54.820	193,5	16:36'55.838	5	38.144	18.436	32.785	27.758	1'57.123	188,8	16:37'04.954
6	37.221	17.978	32.428	26.902	1'54.529	194,9	16:38'50.367	6	38.168	18.561	33.017	27.902	1'57.648	186,9	16:39'02.602
7	37.128	18.077	32.273			193,9		7	38.651	18.571				184,6	

Last Passing Point FL at 16:38'50.367

Last Passing Point FL at 16:39'02.602

5° 20 D. SCHNEIDER [1'54.551]								11° 73 Z. KOVACS [1'56.363]							
Lap	Seg1	Seg2	Seg3	Seg4	Lap Time	km/h	Local Time	Lap	Seg1	Seg2	Seg3	Seg4	Lap Time	km/h	Local Time
1		18.375	32.945	27.470	2'04.236	194,2	16:29'15.210	1		18.408	32.723	27.322	2'05.065	194,9	16:29'16.039
2	37.945	18.224	32.452	26.845	1'55.466	191,8	16:31'10.676	2	37.748	18.420	33.036	27.159	1'56.363	193,2	16:31'12.402
3	37.565	18.209	32.567	27.005	1'55.346	190,5	16:33'06.022	3	38.688	18.386	32.916	27.700	1'57.690	191,5	16:33'10.092
4	37.637	18.150	32.408	27.158	1'55.353	190,5	16:35'01.375	4	37.981	18.390	33.191	27.966	1'57.528	192,5	16:35'07.620
5	37.474	18.063	32.040	27.066	1'54.643	190,5	16:36'56.018	5	37.901	18.473	32.969	28.274	1'57.617	188,5	16:37'05.237
6	37.269	18.056	32.313	26.913	1'54.551	191,5	16:38'50.569	6	38.277	18.432	33.337	28.904	1'58.950	191,2	16:39'04.187
7	37.541	18.102	32.358			191,8		7	38.113	18.523				187,5	

Last Passing Point FL at 16:38'50.569

Last Passing Point FL at 16:39'04.187

6° 27 A. NATIVI [1'54.579]								12° 54 V. MELLGREN [1'57.109]							
Lap	Seg1	Seg2	Seg3	Seg4	Lap Time	km/h	Local Time	Lap	Seg1	Seg2	Seg3	Seg4	Lap Time	km/h	Local Time
1		18.518	32.550	27.913	2'03.882	198,2	16:29'14.856	1		19.032	33.142	27.781	2'06.055	195,7	16:29'17.029
2	37.826	18.260	32.516	27.465	1'56.067	195,7	16:31'10.923	2	38.481	18.756	33.583	27.713	1'58.533	193,9	16:31'12.562
3	37.585	18.389	32.208	27.154	1'55.336	195,3	16:33'06.259	3	38.834	18.708	33.353	28.171	1'59.066	196,7	16:33'14.628
4	37.764	18.021	32.240	27.297	1'55.322	196,4	16:35'01.581	4	38.467	18.644	33.251	27.799	1'58.161	192,2	16:35'12.789
5	37.471	18.170	31.809	27.189	1'54.639	191,8	16:36'56.220	5	38.115	18.742	32.893	27.914	1'57.664	191,8	16:37'10.453
6	37.324	18.053	32.127	27.075	1'54.579	196,4	16:38'50.799	6	38.104	18.618	32.758	27.629	1'57.109	193,5	16:39'07.562
7	37.049	18.030	32.294			197,1		7	38.237	18.812				191,8	

Last Passing Point FL at 16:38'50.799

Last Passing Point FL at 16:39'07.562

20/04/2024

P = Pits In/Out - C = Lap Time Cancelled

These data/results cannot be reproduced, stored and/or transmitted in whole or in part by any manner of electronic, mechanical, photocopying, recording, broadcasting or otherwise now known or herein after developed without the previous express consent by the copyright owner, except for reproduction in daily press and regular printed publications on sale to the public within 60 days of the event related to those data/results and always provided that copyright symbol appears together as follows below.

© DORNA WSBK ORGANIZATION Srl 2024



NORTHERN TALENT CUP

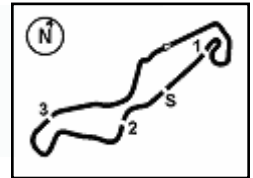
Pirelli Dutch Round, 19-21 April 2024

Chronological Analysis Race 1 - Red Flag



4.5

NTC
742/01



TT Circuit Assen 4.542 m

Start at 16:27'10.974

2 / 2

13° 26 B. WIEGNER [1'57.129]								19° 22 A. WEIZEL [2'01.315]							
Lap	Seg1	Seg2	Seg3	Seg4	Lap Time	km/h	Local Time	Lap	Seg1	Seg2	Seg3	Seg4	Lap Time	km/h	Local Time
1		18.463	33.097	27.883	2'06.344	194,2	16:29'17.318	1		19.615	35.173	30.022	2'13.744	193,5	16:29'24.718
2	38.557	18.408	33.320	27.596	1'57.881	197,1	16:31'15.199	2	40.235	19.440	34.825	29.789	2'04.289	188,5	16:31'29.007
3	39.022	18.977	33.351	28.066	1'59.416	192,9	16:33'14.615	3	40.181	19.288	34.723	29.436	2'03.628	188,8	16:33'32.635
4	39.028	18.534	32.901	27.907	1'58.370	190,1	16:35'12.985	4	39.351	19.022	33.927	29.015	2'01.315	188,8	16:35'33.950
5	38.339	18.383	32.914	28.017	1'57.653	191,5	16:37'10.638	5	39.656	19.189	33.833	29.095	2'01.773	187,5	16:37'35.723
6	38.272	18.426	32.688	27.743	1'57.129	192,2	16:39'07.767	6	39.258	19.244	34.026	29.025	2'01.553	187,5	16:39'37.276
7	38.431	18.499				189,8		7	39.310					187,5	
Last Passing Point FL at 16:39'07.767								Last Passing Point FL at 16:39'37.276							

14° 81 D. KRABACHER [1'57.387]								20° 96 S. EMPRIN [2'01.839]							
Lap	Seg1	Seg2	Seg3	Seg4	Lap Time	km/h	Local Time	Lap	Seg1	Seg2	Seg3	Seg4	Lap Time	km/h	Local Time
1		18.846	33.396	28.085	2'07.087	191,2	16:29'18.061	1		19.472	35.450	29.680	2'13.382	194,2	16:29'24.356
2	38.256	18.653	33.212	27.844	1'57.965	189,8	16:31'16.026	2	40.569	19.670	35.163	29.741	2'05.143	188,8	16:31'29.499
3	38.525	18.770	33.312	28.324	1'58.931	190,1	16:33'14.957	3	40.603	19.382	35.136	29.419	2'04.540	192,2	16:33'34.039
4	38.812	18.597	32.841	27.979	1'58.229	187,8	16:35'13.186	4	40.249	20.356	34.951	29.188	2'04.744	157,4	16:35'38.783
5	38.322	18.678	32.898	27.849	1'57.747	187,2	16:37'10.933	5	39.729	19.175	34.745	29.300	2'02.949	188,8	16:37'41.732
6	38.232	18.637	32.845	27.673	1'57.387	187,8	16:39'08.320	6	39.674	19.033	34.341	28.791	2'01.839	189,5	16:39'43.571
7	38.232	18.667				185,2		7	39.640					189,8	
Last Passing Point FL at 16:39'08.320								Last Passing Point FL at 16:39'43.571							

15° 46 M. MASILI [1'57.372]								RET 95 R. IRMSCHER [1'55.428]							
Lap	Seg1	Seg2	Seg3	Seg4	Lap Time	km/h	Local Time	Lap	Seg1	Seg2	Seg3	Seg4	Lap Time	km/h	Local Time
1		19.034	34.352	28.439	2'09.685	193,2	16:29'20.659	1		18.333	32.537	27.515	2'03.055	193,2	16:29'14.029
2	38.646	18.666	33.780	28.299	1'59.391	191,5	16:31'20.050	2	37.770	18.140	32.520	27.312	1'55.742	192,9	16:31'09.771
3	38.597	18.678	33.568	28.123	1'58.966	191,8	16:33'19.016	3	37.413	18.102	32.505	27.408	1'55.428	193,2	16:33'05.199
4	38.225	18.785	33.452	27.843	1'58.305	188,5	16:35'17.321	4	37.698	18.150	32.609	27.524	1'55.981	191,8	16:35'01.180
5	37.937	18.682	33.147	27.848	1'57.614	187,5	16:37'14.935	5	37.748	18.456	32.542	27.300	1'56.046	190,5	16:36'57.226
6	37.776	18.618	33.348	27.630	1'57.372	189,1	16:39'12.307	6	37.324	18.119	32.665	27.725	1'55.833	192,9	16:38'53.059
7	37.748	18.647				188,2									
Last Passing Point FL at 16:39'12.307								Last Passing Point FL at 16:38'53.059							

16° 12 M. VINCZE [1'57.487]								RET 55 A. ZELENAK [1'54.832]							
Lap	Seg1	Seg2	Seg3	Seg4	Lap Time	km/h	Local Time	Lap	Seg1	Seg2	Seg3	Seg4	Lap Time	km/h	Local Time
1		18.955	33.936	28.226	2'08.262	196,7	16:29'19.236	1		18.219	32.544	27.596	2'03.334	197,4	16:29'14.308
2	39.130	18.920	33.941	28.252	2'00.243	188,8	16:31'19.479	2	37.279	18.151	32.271	27.131	1'54.832	192,9	16:31'09.140
3	39.068	18.821	33.772	28.159	1'59.820	187,5	16:33'19.299	3	37.322	18.192			192,5		
4	38.328	18.604	33.386	27.899	1'58.217	189,8	16:35'17.516								
5	38.040	18.566	33.087	27.794	1'57.487	188,8	16:37'15.003								
6	37.997	18.464	33.624	27.576	1'57.661	189,5	16:39'12.664								
7	38.224	18.565				186,2									
Last Passing Point FL at 16:39'12.664								Last Passing Point FL at 16:31'09.140							

17° 23 L. PONTILLO [1'58.621]							
Lap	Seg1	Seg2	Seg3	Seg4	Lap Time	km/h	Local Time
1		18.901	33.946	28.538	2'08.399	197,4	16:29'19.373
2	39.360	18.706	34.135	38.937	2'11.138	193,2	16:31'30.511
3	40.348	18.874	34.041	28.517	2'01.780	191,8	16:33'32.291
4	38.735	18.503	33.627	28.438	1'59.303	189,5	16:35'31.594
5	38.545	18.834	33.749	28.472	1'59.600	188,5	16:37'31.194
6	38.345	18.605	33.321	28.350	1'58.621	189,8	16:39'29.815
7	38.624	18.703				189,1	
Last Passing Point FL at 16:39'29.815							

18° 33 D. SIDOROV [2'00.934]							
Lap	Seg1	Seg2	Seg3	Seg4	Lap Time	km/h	Local Time
1		19.600	34.712	30.069	2'12.416	189,8	16:29'23.390
2	39.480	19.354	34.449	29.464	2'02.747	185,2	16:31'26.137
3	39.548	19.346	34.650	29.416	2'02.960	185,9	16:33'29.097
4	39.454	19.368	34.533	29.620	2'02.975	184,0	16:35'32.072
5	39.186	19.177	34.034	29.065	2'01.462	184,9	16:37'33.534
6	38.698	19.181	34.082	28.973	2'00.934	184,9	16:39'34.468
7	38.938					184,6	
Last Passing Point FL at 16:39'34.468							

20/04/2024

P = Pits In/Out - C = Lap Time Cancelled

These data/results cannot be reproduced, stored and/or transmitted in whole or in part by any manner of electronic, mechanical, photocopying, recording, broadcasting or otherwise now known or herein after developed without the previous express consent by the copyright owner, except for reproduction in daily press and regular printed publications on sale to the public within 60 days of the event related to those data/results and always provided that copyright symbol appears together as follows below.

© DORNA WSBK ORGANIZATION Srl 2024



NORTHERN TALENT CUP

Pirelli Dutch Round, 19-21 April 2024

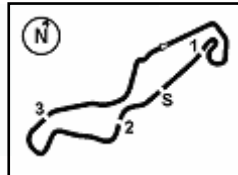
Weather Report Race 1 - Red Flag

Session started 16:27 - Session ended 16:42



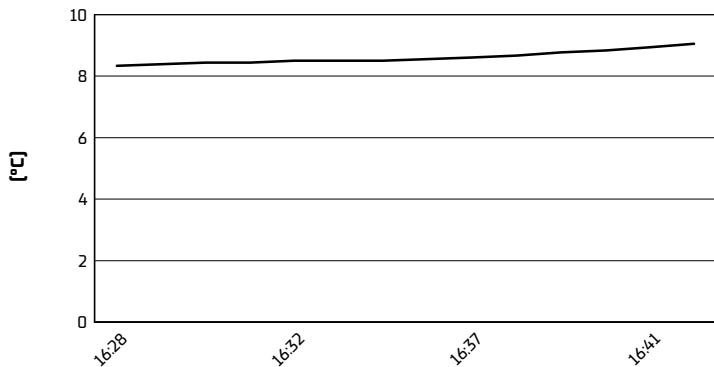
4.7

NTC
742/01




TT Circuit Assen 4.542 m


Air Temperature



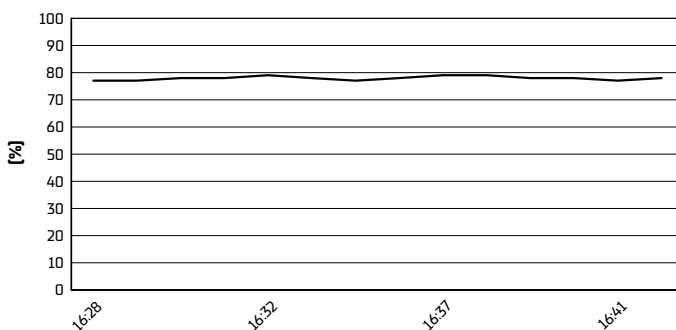
Track Temperature



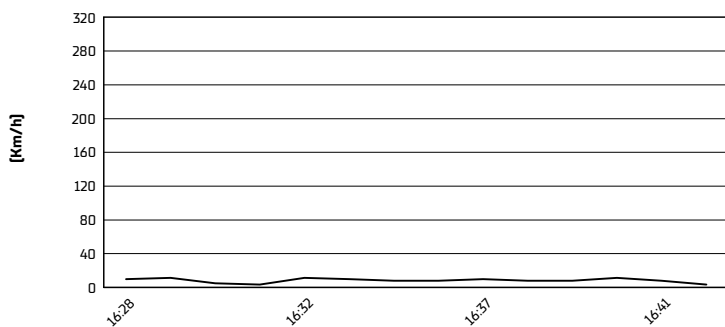
Air Pressure



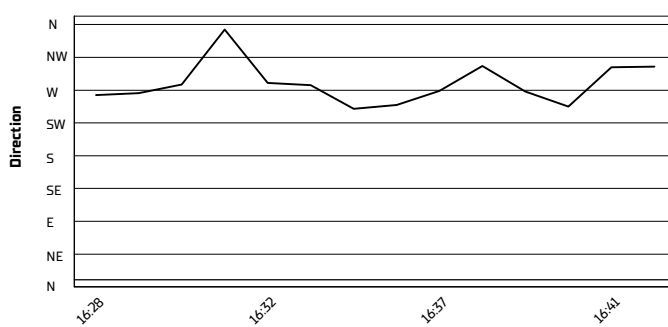
Humidity



Wind Speed



Wind Direction



20/04/2024

These data/results cannot be reproduced, stored and/or transmitted in whole or in part by any manner of electronic, mechanical, photocopying, recording, broadcasting or otherwise now known or herein after developed without the previous express consent by the copyright owner, except for reproduction in daily press and regular printed publications on sale to the public within 60 days of the event related to those data/results and always provided that copyright symbol appears together as follows below.

© DORNA WSBK ORGANIZATION Srl 2024



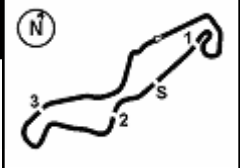
NORTHERN TALENT CUP

Pirelli Dutch Round, 19-21 April 2024

Fastest Laps Race 1 - Red Flag



4.8
NTC
742/01



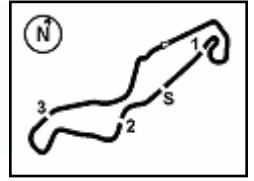
TT Circuit Assen 4.542 m

	No.	Rider	Nat	Team	Bike	Lap	Time	Gap
1	28	F. FLEERACKERS	BEL	Junior Black Knights	Honda	6	1'54.495	
2	36	J. VAN CRUGTEN	NED	BB64 Accademy	Honda	6	1'54.529	0.034
3	20	D. SCHNEIDER	GER	Mass Sports Racing By JRP Motosport	Honda	6	1'54.551	0.056
4	27	A. NATIVI	FRA	Racing Nativi Team	Honda	6	1'54.579	0.084
5	38	T. KITZBICHLER	AUT	Racingteam Kitzbichler	Honda	6	1'54.769	0.274
6	17	T. WENZEL	GER	Kiefer Racing	Honda	5	1'54.798	0.303
7	55	A. ZELENAK	GER	Mass Sports Racing By JRP Motosport	Honda	2	1'54.832	0.337
8	53	L. PHOMMARA	SUI	Phommara-Racing	Honda	4	1'54.895	0.400
9	85	A. BINDER	SUI	Kiefer Racing	Honda	6	1'55.190	0.695
10	95	R. IRMSCHER	GER	Racingteam Irmischer	Honda	3	1'55.428	0.933
11	2	T. ROLIN	BEL	Junior Black Knights	Honda	4	1'56.319	1.824
12	73	Z. KOVACS	HUN	Motomax Motorsport	Honda	2	1'56.363	1.868
13	5	T. KUIL	NED	Zelda People Racing	Honda	2	1'56.574	2.079
14	54	V. MELLGREN	SWE	Nordgren Racing	Honda	6	1'57.109	2.614
15	26	B. WIEGNER	GER	JB-Racing	Honda	6	1'57.129	2.634
16	46	M. MASILI	ITA	SaMarigosa MM Racing Team	Honda	6	1'57.372	2.877
17	81	D. KRABACHER	AUT	Kini Bike World	Honda	6	1'57.387	2.892
18	12	M. VINCZE	HUN	VM Racing Team	Honda	5	1'57.487	2.992
19	23	L. PONTILLO	BEL	Junior Black Knights	Honda	6	1'58.621	4.126
20	33	D. SIDOROV	UKR	Arda Moto Racing Team	Honda	6	2'00.934	6.439
21	22	A. WEIZEL	GER	Weizel Racing Team	Honda	4	2'01.315	6.820
22	96	S. EMPRIN	FRA	Swan 96	Honda	6	2'01.839	7.344

20/04/2024

These data/results cannot be reproduced, stored and/or transmitted in whole or in part by any manner of electronic, mechanical, photocopying, recording, broadcasting or otherwise now known or herein after developed without the previous express consent by the copyright owner, except for reproduction in daily press and regular printed publications on sale to the public within 60 days of the event related to those data/results and always provided that copyright symbol appears together as follows below.

© DORNA WSBK ORGANIZATION Srl 2024



Pirelli Dutch Round, 19-21 April 2024

Starting Grid - Race 1 Re-Start (5 Laps x 4,542 km = 22,710 km)

1	1	17 WENZEL T. Honda	2	85 BINDER A. Honda	3	38 KITZBICHLER T. Honda
2	4	36 VAN CRUGTEN J. Honda	5	20 SCHNEIDER D. Honda	6	27 NATIVI A. Honda
3	7	28 FLEERACKERS F. Honda	8	53 PHOMMARA L. Honda	9	2 ROLIN T. Honda
4	10	5 KUIL T. Honda	11	73 KOVACS Z. Honda	12	54 MELLGREN V. Honda
5	13	26 WIEGNER B. Honda	14	81 KRABACHER D. Honda	15	46 MASILI M. Honda
6	16	12 VINCZE M. Honda	17	23 PONTILLO L. Honda	18	33 SIDOROV D. Honda
7	19	22 WEIZEL A. Honda	20	96 EMPRIN S. Honda		