

Pirelli Dutch Round, 19–21 April 2024
Results Race 2

Laps 14 = 63,588 Km - Time of Race 27'29.487 - Avg. 138,781 km/h

1 / 2

Pos	Grid	No. Rider	Nat	Team	Bike	LL	Gap	Rel.	Fastest Lap	Speed	Qualifying	Speed
1	3	38 T. KITZBICHLER	AUT	Racingteam Kitzbichler	Honda	14			1'56.674	195,7	1'55.501	192,9
2	4	36 J. VAN CRUGTEN	NED	BB64 Accademy	Honda	14	6.341	6.341	1'55.685	199,6	1'55.540	194,6
3	7	27 A. NATIVI	FRA	Racing Nativi Team	Honda	14	6.622	0.281	1'55.576	199,6	1'56.532	193,2
4	8	28 F. FLEERACKERS	BEL	Junior Black Knights	Honda	14	7.114	0.492	1'55.959	196,4	1'56.608	188,8
5	2	85 A. BINDER	SUI	Kiefer Racing	Honda	14	20.159	13.045	1'57.205	194,9	1'55.501	194,9
6	5	53 L. PHOMMARA	SUI	Phommara-Racing	Honda	14	28.032	7.873	1'58.360	194,2	1'56.315	193,9
7	1	17 T. WENZEL	GER	Kiefer Racing	Honda	14	32.338	4.306	1'58.409	194,6	1'55.283	197,1
8	11	95 R. IRMSCHER	GER	Racingteam Irmischer	Honda	14	40.405	8.067	1'57.928	197,4	1'57.784	192,9
9	19	96 S. EMPRIN	FRA	Swan 96	Honda	14	40.417	0.012	1'58.037	201,5	2'00.216	188,8
10	9	20 D. SCHNEIDER	GER	Mass Sports Racing By JRP Motosport	Honda	14	40.422	0.005	1'57.692	197,8	1'56.620	192,9
11	6	2 T. ROLIN	BEL	Junior Black Knights	Honda	14	40.531	0.109	1'57.981	196,4	1'56.520	189,1
12	14	46 M. MASILI	ITA	SaMarigosa MM Racing Team	Honda	14	48.237	7.706	1'58.767	195,3	1'58.070	190,5
13	10	55 A. ZELENAK	GER	Mass Sports Racing By JRP Motosport	Honda	14	52.414	4.177	1'58.881	196,0	1'57.750	189,5
14	20	54 V. MELLGREN	SWE	Nordgren Racing	Honda	14	52.451	0.037	1'59.057	199,6	2'00.624	193,5
15	16	26 B. WIEGNER	GER	JB-Racing	Honda	14	53.344	0.893	1'58.672	200,0	1'58.317	189,1
16	15	12 M. VINCZE	HUN	VM Racing Team	Honda	14	53.583	0.239	1'58.851	194,9	1'58.090	191,5
17	12	81 D. KRABACHER	AUT	Kini Bike World	Honda	14	1'04.027	10.444	2'00.600	192,2	1'57.806	185,2
18	13	73 Z. KOVACS	HUN	Motomax Motorsport	Honda	14	1'07.973	3.946	1'59.426	193,2	1'57.836	190,1
19	17	23 L. PONTILLO	BEL	Junior Black Knights	Honda	14	1'10.452	2.479	1'59.637	194,2	1'59.594	191,8
20	18	5 T. KUIL	NED	Zelda People Racing	Honda	14	1'14.143	3.691	2'01.062	193,2	2'00.205	185,9
21	22	22 A. WEIZEL	GER	Weizel Racing Team	Honda	14	1'52.247	38.104	2'02.356	191,2	2'03.333	187,2
22	21	33 D. SIDOROV	UKR	Arda Moto Racing Team	Honda	14	1'52.323	0.076	2'02.339	189,5	2'02.399	185,9

AIR	Humidity:	61%	Temp:	9°C
TRACK	Condition:	Wet	Temp:	16°C

Race Fastest Lap	[New Record]	Lap 14	A.Nativi	1'55.576	141,476 Km/h
------------------	--------------	--------	----------	----------	--------------

Start End The results are provisional until the end of the time limit for protests and appeals
21/04/2024 16:22 16:54 and the completion of the technical checks.

These data/results cannot be reproduced, stored and/or transmitted in whole or in part by any manner of electronic, mechanical, photocopying, recording, broadcasting or otherwise now known or herein after developed without the previous express consent by the copyright owner, except for reproduction in daily press and regular printed publications on sale to the public within 60 days of the event related to those data/results and always provided that copyright symbol appears together as follows below.

© DORNA WSBK ORGANIZATION Srl 2024



NORTHERN TALENT CUP

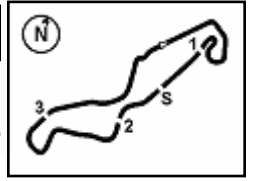
Pirelli Dutch Round, 19-21 April 2024

Results Race 2



5.1

NTC
742/01



TT Circuit Assen 4.542 m

2 / 2

Race Highlights

Time	No. Rider	Description
16.00.46		WET RACE
16.10.00		Sighting Lap Started
16.19.47		Warm Up Lap Started
16.22.47		Start
16.24.30		No Jump Starts
16.41.51		2/3 of Race Distance Completed
16.54.00		End Of Session

	Start	End	The results are provisional until the end of the time limit for protests and appeals
21/04/2024	16:22	16:54	and the completion of the technical checks.

These data/results cannot be reproduced, stored and/or transmitted in whole or in part by any manner of electronic, mechanical, photocopying, recording, broadcasting or otherwise now known or herein after developed without the previous express consent by the copyright owner, except for reproduction in daily press and regular printed publications on sale to the public within 60 days of the event related to those data/results and always provided that copyright symbol appears together as follows below.

© DORNA WSBK ORGANIZATION Srl 2024



NORTHERN TALENT CUP

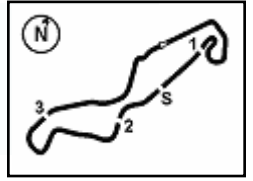
Pirelli Dutch Round, 19-21 April 2024

Lap Chart Race 2



5.3

NTC
742/01



TT Circuit Assen 4.542 m

1 / 4

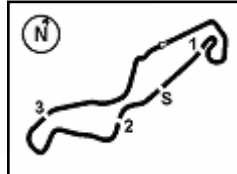
		Lap													
	1	2	3	4	5	6	7	8	9	10	11	12	13	14	
1	38	38	38	38	38	38	38	38	38	38	38	38	38	38	38
2	85	17	17	36	27	36	36	36	36	36	36	36	36	36	36
3	17	85	27	27	36	27	27	27	28	27	27	27	27	27	27
4	27	27	28	28	28	28	28	28	27	28	28	28	28	28	28
5	28	28	85	85	85	85	85	85	85	85	85	85	85	85	85
6	53	53	36	17	53	53	53	53	53	53	53	53	53	53	53
7	46	96	53	53	17	17	17	17	17	17	17	17	17	17	17
8	81	36	96	46	96	96	2	96	96	95	96	96	96	96	95
9	96	46	46	96	20	20	20	2	95	96	95	95	95	96	96
10	20	81	81	20	46	2	96	20	2	20	20	20	2	20	20
11	36	20	2	2	2	46	46	95	20	20	2	2	20	2	2
12	55	2	20	95	95	95	95	46	46	46	46	46	46	46	46
13	2	55	95	81	55	55	55	54	54	54	54	54	54	54	55
14	12	12	55	55	81	12	12	55	12	55	55	55	55	55	54
15	5	26	12	12	12	81	54	12	55	12	12	12	26	26	26
16	73	95	26	26	26	26	81	26	26	26	26	26	12	12	12
17	26	54	54	54	54	54	26	81	81	81	81	81	81	81	81
18	95	73	73	73	23	23	23	23	23	23	23	23	73	73	73
19	54	5	23	23	5	5	5	5	5	5	5	5	23	23	23
20	23	23	5	5	73	73	73	73	73	73	73	73	5	5	5
21	33	33	33	33	33	33	33	22	33	33	33	22	22	22	22
22	22	22	22	22	22	22	22	33	22	22	22	33	33	33	33

Final Result		
1	38 T. KITZBICHLER	Laps 14
2	36 J. VAN CRUGTEN	6.341
3	27 A. NATIVI	6.622
4	28 F. FLEERACKERS	7.114
5	85 A. BINDER	20.159
6	53 L. PHOMMARA	28.032
7	17 T. WENZEL	32.338
8	95 R. IRMSCHER	40.405
9	96 S. EMPRIN	40.417
10	20 D. SCHNEIDER	40.422
11	2 T. ROLIN	40.531
12	46 M. MASILI	48.237
13	55 A. ZELENAK	52.414
14	54 V. MELLGREN	52.451
15	26 B. WIEGNER	53.344
16	12 M. VINCZE	53.583
17	81 D. KRABACHER	1'04.027
18	73 Z. KOVACS	1'07.973
19	23 L. PONTILLO	1'10.452
20	5 T. KUIL	1'14.143
21	22 A. WEIZEL	1'52.247
22	33 D. SIDOROV	1'52.323

21/04/2024

These data/results cannot be reproduced, stored and/or transmitted in whole or in part by any manner of electronic, mechanical, photocopying, recording, broadcasting or otherwise now known or herein after developed without the previous express consent by the copyright owner, except for reproduction in daily press and regular printed publications on sale to the public within 60 days of the event related to those data/results and always provided that copyright symbol appears together as follows below.

© DORNA WSBK ORGANIZATION Srl 2024


Pirelli Dutch Round, 19–21 April 2024
Lap Chart Race 2

Lap 1		
1	38 T.Kitzbichler	2'01.857
2	85 A.Binder	1.326
3	17 T.Wenzel	1.614
4	27 A.Nativi	1.820
5	28 F.Fleerackers	2.072
6	53 L.Phommara	2.092
7	46 M.Masili	3.633
8	81 D.Krabacher	3.895
9	96 S.Emprin	4.130
10	20 D.Schneider	4.486
11	36 J.Van Crugten	5.963
12	55 A.Zelenak	6.243
13	2 T.Rolin	6.378
14	12 M.Vincze	6.690
15	5 T.Kuil	7.004
16	73 Z.Kovacs	7.110
17	26 B.Wiegner	7.202
18	95 R.Irmscher	7.410
19	54 V.Mellgren	7.571
20	23 L.Pontillo	8.016
21	33 D.Sidorov	9.999
22	22 A.Weizel	11.337

Lap 4		
1	38 T.Kitzbichler	7'57.566
2	36 J.Van Crugten	6.509
3	27 A.Nativi	6.759
4	28 F.Fleerackers	6.892
5	85 A.Binder	7.497
6	17 T.Wenzel	7.596
7	53 L.Phommara	8.170
8	46 M.Masili	11.996
9	96 S.Emprin	12.344
10	20 D.Schneider	13.687
11	2 T.Rolin	13.969
12	95 R.Irmscher	15.006
13	81 D.Krabacher	15.208
14	55 A.Zelenak	16.076
15	12 M.Vincze	16.652
16	26 B.Wiegner	16.834
17	54 V.Mellgren	19.344
18	73 Z.Kovacs	22.640
19	23 L.Pontillo	22.657
20	5 T.Kuil	22.822
21	33 D.Sidorov	32.008
22	22 A.Weizel	33.248

Lap 7		
1	38 T.Kitzbichler	13'49.254
2	36 J.Van Crugten	8.968
3	27 A.Nativi	9.229
4	28 F.Fleerackers	9.978
5	85 A.Binder	14.599
6	53 L.Phommara	14.648
7	17 T.Wenzel	15.705
8	2 T.Rolin	23.685
9	20 D.Schneider	24.097
10	96 S.Emprin	24.515
11	46 M.Masili	25.313
12	95 R.Irmscher	27.221
13	55 A.Zelenak	30.353
14	12 M.Vincze	31.138
15	54 V.Mellgren	31.510
16	81 D.Krabacher	31.848
17	26 B.Wiegner	32.017
18	23 L.Pontillo	41.124
19	5 T.Kuil	41.466
20	73 Z.Kovacs	42.428
21	33 D.Sidorov	59.363
22	22 A.Weizel	59.517

Lap 10		
1	38 T.Kitzbichler	19'41.719
2	36 J.Van Crugten	9.735
3	27 A.Nativi	9.955
4	28 F.Fleerackers	10.038
5	85 A.Binder	17.532
6	53 L.Phommara	21.516
7	17 T.Wenzel	22.911
8	95 R.Irmscher	32.423
9	96 S.Emprin	32.669
10	2 T.Rolin	32.872
11	20 D.Schneider	32.932
12	46 M.Masili	37.422
13	54 V.Mellgren	41.618
14	55 A.Zelenak	42.050
15	12 M.Vincze	42.415
16	26 B.Wiegner	42.572
17	81 D.Krabacher	47.527
18	23 L.Pontillo	55.424
19	5 T.Kuil	55.531
20	73 Z.Kovacs	56.553
21	33 D.Sidorov	1'25.066
22	22 A.Weizel	1'25.323

Lap 2		
1	38 T.Kitzbichler	4'00.034
2	17 T.Wenzel	2.918
3	85 A.Binder	3.138
4	27 A.Nativi	3.325
5	28 F.Fleerackers	3.741
6	53 L.Phommara	4.385
7	96 S.Emprin	5.878
8	36 J.Van Crugten	5.928
9	46 M.Masili	6.022
10	81 D.Krabacher	6.318
11	20 D.Schneider	7.951
12	2 T.Rolin	9.299
13	55 A.Zelenak	10.456
14	12 M.Vincze	11.073
15	26 B.Wiegner	11.203
16	95 R.Irmscher	11.377
17	54 V.Mellgren	11.617
18	73 Z.Kovacs	11.634
19	5 T.Kuil	12.224
20	23 L.Pontillo	13.179
21	33 D.Sidorov	17.582
22	22 A.Weizel	19.605

Lap 5		
1	38 T.Kitzbichler	9'54.700
2	27 A.Nativi	7.771
3	36 J.Van Crugten	7.886
4	28 F.Fleerackers	7.955
5	85 A.Binder	9.982
6	53 L.Phommara	10.795
7	17 T.Wenzel	11.980
8	96 S.Emprin	16.850
9	20 D.Schneider	16.984
10	46 M.Masili	17.044
11	2 T.Rolin	17.223
12	95 R.Irmscher	19.759
13	55 A.Zelenak	20.748
14	81 D.Krabacher	20.878
15	12 M.Vincze	21.156
16	26 B.Wiegner	21.467
17	54 V.Mellgren	24.279
18	23 L.Pontillo	29.440
19	5 T.Kuil	29.748
20	73 Z.Kovacs	29.905
21	33 D.Sidorov	41.361
22	22 A.Weizel	41.732

Lap 8		
1	38 T.Kitzbichler	15'46.165
2	36 J.Van Crugten	9.899
3	27 A.Nativi	10.228
4	28 F.Fleerackers	11.086
5	85 A.Binder	16.463
6	53 L.Phommara	16.917
7	17 T.Wenzel	19.155
8	96 S.Emprin	27.735
9	2 T.Rolin	27.840
10	20 D.Schneider	27.996
11	95 R.Irmscher	29.229
12	46 M.Masili	29.737
13	54 V.Mellgren	35.227
14	55 A.Zelenak	35.318
15	12 M.Vincze	35.652
16	26 B.Wiegner	35.912
17	81 D.Krabacher	37.259
18	23 L.Pontillo	46.256
19	5 T.Kuil	46.770
20	73 Z.Kovacs	48.267
21	22 A.Weizel	1'08.093
22	33 D.Sidorov	1'08.866

Lap 11		
1	38 T.Kitzbichler	21'38.566
2	36 J.Van Crugten	9.465
3	27 A.Nativi	9.774
4	28 F.Fleerackers	9.855
5	85 A.Binder	17.890
6	53 L.Phommara	23.699
7	17 T.Wenzel	26.883
8	96 S.Emprin	35.233
9	95 R.Irmscher	35.321
10	20 D.Schneider	35.432
11	2 T.Rolin	35.535
12	46 M.Masili	41.042
13	54 V.Mellgren	45.160
14	55 A.Zelenak	45.389
15	12 M.Vincze	46.106
16	26 B.Wiegner	46.657
17	81 D.Krabacher	52.060
18	23 L.Pontillo	1'00.202
19	5 T.Kuil	1'00.300
20	73 Z.Kovacs	1'00.396
21	33 D.Sidorov	1'32.799
22	22 A.Weizel	1'33.173

Lap 3		
1	38 T.Kitzbichler	5'59.338
2	17 T.Wenzel	4.283
3	27 A.Nativi	4.738
4	28 F.Fleerackers	4.856
5	85 A.Binder	5.022
6	36 J.Van Crugten	5.746
7	53 L.Phommara	6.018
8	96 S.Emprin	7.791
9	46 M.Masili	7.926
10	81 D.Krabacher	10.071
11	2 T.Rolin	10.559
12	20 D.Schneider	11.022
13	95 R.Irmscher	12.649
14	55 A.Zelenak	12.805
15	12 M.Vincze	13.468
16	26 B.Wiegner	13.564
17	54 V.Mellgren	15.271
18	73 Z.Kovacs	16.646
19	23 L.Pontillo	17.466
20	5 T.Kuil	17.794
21	33 D.Sidorov	24.307
22	22 A.Weizel	26.381

Lap 6		
1	38 T.Kitzbichler	11'52.264
2	36 J.Van Crugten	8.372
3	27 A.Nativi	8.706
4	28 F.Fleerackers	8.825
5	85 A.Binder	12.183
6	53 L.Phommara	12.304
7	17 T.Wenzel	14.133
8	96 S.Emprin	20.402
9	20 D.Schneider	20.589
10	2 T.Rolin	20.686
11	46 M.Masili	21.169
12	95 R.Irmscher	24.088
13	55 A.Zelenak	25.610
14	12 M.Vincze	26.424
15	81 D.Krabacher	26.567
16	26 B.Wiegner	27.034
17	54 V.Mellgren	28.059
18	23 L.Pontillo	35.281
19	5 T.Kuil	35.732
20	73 Z.Kovacs	36.186
21	33 D.Sidorov	50.155
22	22 A.Weizel	50.477

Lap 9		
1	38 T.Kitzbichler	17'44.102
2	36 J.Van Crugten	10.165
3	28 F.Fleerackers	10.348
4	27 A.Nativi	10.460
5	85 A.Binder	17.218
6	53 L.Phommara	19.100
7	17 T.Wenzel	21.024
8	96 S.Emprin	30.235
9	95 R.Irmscher	30.429
10	2 T.Rolin	30.494
11	20 D.Schneider	30.621
12	46 M.Masili	33.303
13	54 V.Mellgren	38.174
14	12 M.Vincze	39.018
15	55 A.Zelenak	39.091
16	26 B.Wiegner	39.269
17	81 D.Krabacher	42.041
18	23 L.Pontillo	50.472
19	5 T.Kuil	50.564
20	73 Z.Kovacs	52.905
21	33 D.Sidorov	1'16.912
22	22 A.Weizel	1'17.170

Lap 12		
1	38 T.Kitzbichler	23'35.483
2	36 J.Van Crugten	8.873
3	27 A.Nativi	9.141
4	28 F.Fleerackers	9.196
5	85 A.Binder	18.303
6	53 L.Phommara	25.142
7	17 T.Wenzel	29.107
8	96 S.Emprin	37.460
9	95 R.Irmscher	37.556
10	20 D.Schneider	37.618
11	2 T.Rolin	37.648
12	46 M.Masili	43.933
13	54 V.Mellgren	47.799
14	55 A.Zelenak	47.926
15	12 M.Vincze	49.062
16	26 B.Wiegner	49.231
17	81 D.Krabacher	56.418
18	73 Z.Kovacs	1'02.947
19	23 L.Pontillo	1'03.797
20	5 T.Kuil	1'05.782
21	22 A.Weizel	1'40.157
22	33 D.Sidorov	1'40.166



NORTHERN TALENT CUP

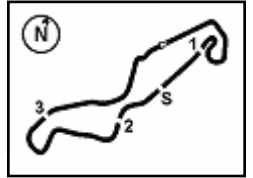
Pirelli Dutch Round, 19–21 April 2024

Lap Chart Race 2



5.3

NTC
742/01



TT Circuit Assen 4.542 m

3 / 4

Lap 13

1	38	T.Kitzbichler	25'32.813
2	36	J.Van Crugten	7.330
3	27	A.Nativi	7.720
4	28	F.Fleerackers	7.829
5	85	A.Binder	18.653
6	53	L.Phommara	26.289
7	17	T.Wenzel	30.186
8	96	S.Emprin	39.054
9	95	R.Irmscher	39.151
10	2	T.Rolin	39.224
11	20	D.Schneider	39.404
12	46	M.Masili	46.144
13	54	V.Mellgren	50.068
14	55	A.Zelenak	50.207
15	26	B.Wiegner	51.346
16	12	M.Vincze	51.406
17	81	D.Krabacher	59.948
18	73	Z.Kovacs	1'05.221
19	23	L.Pontillo	1'06.104
20	5	T.Kuil	1'09.514
21	22	A.Weizel	1'46.565
22	33	D.Sidorov	1'46.658

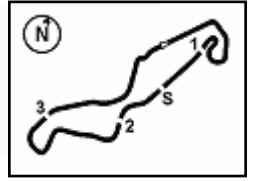
Lap 14

1	38	T.Kitzbichler	27'29.487
2	36	J.Van Crugten	6.341
3	27	A.Nativi	6.622
4	28	F.Fleerackers	7.114
5	85	A.Binder	20.159
6	53	L.Phommara	28.032
7	17	T.Wenzel	32.338
8	95	R.Irmscher	40.405
9	96	S.Emprin	40.417
10	20	D.Schneider	40.422
11	2	T.Rolin	40.531
12	46	M.Masili	48.237
13	55	A.Zelenak	52.414
14	54	V.Mellgren	52.451
15	26	B.Wiegner	53.344
16	12	M.Vincze	53.583
17	81	D.Krabacher	1'04.027
18	73	Z.Kovacs	1'07.973
19	23	L.Pontillo	1'10.452
20	5	T.Kuil	1'14.143
21	22	A.Weizel	1'52.247
22	33	D.Sidorov	1'52.323

21/04/2024

These data/results cannot be reproduced, stored and/or transmitted in whole or in part by any manner of electronic, mechanical, photocopying, recording, broadcasting or otherwise now known or herein after developed without the previous express consent by the copyright owner, except for reproduction in daily press and regular printed publications on sale to the public within 60 days of the event related to those data/results and always provided that copyright symbol appears together as follows below.

© DORNA WSBK ORGANIZATION Srl 2024

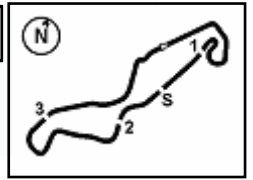


Pirelli Dutch Round, 19-21 April 2024
Lap Chart Race 2

Race Pace Comparison

	38 Kit	36 Van	27 Nat	28 Fle	85 Bin	53 Pho	17 Wen	95 Irm	96 Emp	20 Scn	2 Rol	46 Mas	55 Zel	54 Mel
1	2'01.857	2'07.820	2'03.677	2'03.929	2'03.183	2'03.949	2'03.471	2'09.267	2'05.987	2'06.343	2'08.235	2'05.490	2'08.100	2'09.428
2	1'58.177	1'58.142	1'59.682	1'59.846	1'59.989	2'00.470	1'59.481	2'02.144	1'59.925	2'01.642	2'01.098	2'00.566	2'02.390	2'02.223
3	1'59.304	1'59.122	2'00.717	2'00.419	2'01.188	2'00.937	2'00.669	2'00.576	2'01.217	2'02.375	2'00.564	2'01.208	2'01.653	2'02.958
4	1'58.228	1'58.991	2'00.249	2'00.264	2'00.703	2'00.380	2'01.541	2'00.585	2'02.781	2'00.893	2'01.638	2'02.298	2'01.499	2'02.301
5	1'57.134	1'58.511	1'58.146	1'58.197	1'59.619	1'59.759	2'01.518	2'01.887	2'01.640	2'00.431	2'00.388	2'02.182	2'01.806	2'02.069
6	1'57.564	1'58.050	1'58.499	1'58.434	1'59.765	1'59.073	1'59.717	2'01.893	2'01.116	2'01.169	2'01.027	2'01.689	2'02.426	2'01.344
7	1'56.990	1'57.586	1'57.513	1'58.143	1'59.406	1'59.334	1'58.562	2'00.123	2'01.103	2'00.498	1'59.989	2'01.134	2'01.733	2'00.441
8	1'56.911	1'57.842	1'57.910	1'58.019	1'58.775	1'59.180	2'00.361	1'58.919	2'00.131	2'00.810	2'01.066	2'01.335	2'01.876	2'00.628
9	1'57.937	1'58.203	1'58.169	1'57.199	1'58.692	2'00.120	1'59.806	1'59.137	2'00.437	2'00.562	2'00.591	2'01.503	2'01.710	2'00.884
10	1'57.617	1'57.187	1'57.112	1'57.307	1'57.931	2'00.033	1'59.504	1'59.611	2'00.051	1'59.928	1'59.995	2'01.736	2'00.576	2'01.061
11	1'56.847	1'56.577	1'56.666	1'56.664	1'57.205	1'59.030	2'00.819	1'59.745	1'59.411	1'59.347	1'59.510	2'00.467	2'00.186	2'00.389
12	1'56.917	1'56.325	1'56.284	1'56.258	1'57.330	1'58.360	1'59.141	1'59.152	1'59.144	1'59.103	1'59.030	1'59.808	1'59.454	1'59.556
13	1'57.330	1'55.787	1'55.909	1'55.963	1'57.680	1'58.477	1'58.409	1'58.925	1'58.924	1'59.116	1'58.906	1'59.541	1'59.611	1'59.599
14	1'56.674	1'55.685	1'55.576	1'55.959	1'58.180	1'58.417	1'58.826	1'57.928	1'58.037	1'57.692	1'57.981	1'58.767	1'58.881	1'59.057

	26 Wie	12 Vin	81 Kra	73 Kov	23 Pon	5 Kui	22 Wei	33 Sid
1	2'09.059	2'08.547	2'05.752	2'08.967	2'09.873	2'08.861	2'13.194	2'11.856
2	2'02.178	2'02.560	2'00.600	2'02.701	2'03.340	2'03.397	2'06.445	2'05.760
3	2'01.665	2'01.699	2'03.057	2'04.316	2'03.591	2'04.874	2'06.080	2'06.029
4	2'01.498	2'01.412	2'03.365	2'04.222	2'03.419	2'03.256	2'05.095	2'05.929
5	2'01.767	2'01.638	2'02.804	2'04.399	2'03.917	2'04.060	2'05.618	2'06.487
6	2'03.131	2'02.832	2'03.253	2'03.845	2'03.405	2'03.548	2'06.309	2'06.358
7	2'01.973	2'01.704	2'02.271	2'03.232	2'02.833	2'02.724	2'06.030	2'06.198
8	2'00.806	2'01.425	2'02.322	2'02.750	2'02.043	2'02.215	2'05.487	2'06.414
9	2'01.294	2'01.303	2'02.719	2'02.575	2'02.153	2'01.731	2'07.014	2'05.983
10	2'00.920	2'01.014	2'03.103	2'01.265	2'02.569	2'02.584	2'05.770	2'05.771
11	2'00.932	2'00.538	2'01.380	2'00.690	2'01.625	2'01.616	2'04.697	2'04.580
12	1'59.491	1'59.873	2'01.275	1'59.468	2'00.512	2'02.399	2'03.901	2'04.284
13	1'59.445	1'59.674	2'00.860	1'59.604	1'59.637	2'01.062	2'03.738	2'03.822
14	1'58.672	1'58.851	2'00.753	1'59.426	2'01.022	2'01.303	2'02.356	2'02.339



Pirelli Dutch Round, 19–21 April 2024
Best Sectors & Speed Race 2

RESULTS			
1	38	T. KITZBICHLER	Honda
2	36	J. VAN CRUGTEN	Honda
3	27	A. NATIVI	Honda
4	28	F. FLEERACKERS	Honda
5	85	A. BINDER	Honda
6	53	L. PHOMMARA	Honda
7	17	T. WENZEL	Honda
8	95	R. IRMSCHER	Honda
9	96	S. EMPRIN	Honda
10	20	D. SCHNEIDER	Honda
11	2	T. ROLIN	Honda
12	46	M. MASILI	Honda
13	55	A. ZELENAK	Honda
14	54	V. MELLGREN	Honda
15	26	B. WIEGNER	Honda
16	12	M. VINCZE	Honda
17	81	D. KRABACHER	Honda
18	73	Z. KOVACS	Honda
19	23	L. PONTILLO	Honda
20	5	T. KUIL	Honda
21	22	A. WEIZEL	Honda
22	33	D. SIDOROV	Honda

SPEED			
1	96	S. EMPRIN	Honda
2	26	B. WIEGNER	Honda
3	54	V. MELLGREN	Honda
4	36	J. VAN CRUGTEN	Honda
5	27	A. NATIVI	Honda
6	20	D. SCHNEIDER	Honda
7	95	R. IRMSCHER	Honda
8	2	T. ROLIN	Honda
9	28	F. FLEERACKERS	Honda
10	55	A. ZELENAK	Honda
11	38	T. KITZBICHLER	Honda
12	46	M. MASILI	Honda
13	12	M. VINCZE	Honda
14	85	A. BINDER	Honda
15	17	T. WENZEL	Honda
16	53	L. PHOMMARA	Honda
17	23	L. PONTILLO	Honda
18	73	Z. KOVACS	Honda
19	5	T. KUIL	Honda
20	81	D. KRABACHER	Honda
21	22	A. WEIZEL	Honda
22	33	D. SIDOROV	Honda

SEG. 1		
1	36	J. VAN CRUGTEN
2	27	A. NATIVI
3	28	F. FLEERACKERS
4	38	T. KITZBICHLER
5	85	A. BINDER
6	17	T. WENZEL
7	96	S. EMPRIN
8	2	T. ROLIN
9	53	L. PHOMMARA
10	46	M. MASILI
11	20	D. SCHNEIDER
12	95	R. IRMSCHER
13	73	Z. KOVACS
14	26	B. WIEGNER
15	23	L. PONTILLO
16	54	V. MELLGREN
17	12	M. VINCZE
18	55	A. ZELENAK
19	81	D. KRABACHER
20	5	T. KUIL
21	22	A. WEIZEL
22	33	D. SIDOROV

SEG. 2		
1	27	A. NATIVI
2	36	J. VAN CRUGTEN
3	28	F. FLEERACKERS
4	38	T. KITZBICHLER
5	26	B. WIEGNER
6	96	S. EMPRIN
7	95	R. IRMSCHER
8	53	L. PHOMMARA
9	85	A. BINDER
10	2	T. ROLIN
11	20	D. SCHNEIDER
12	55	A. ZELENAK
13	81	D. KRABACHER
14	73	Z. KOVACS
15	5	T. KUIL
16	54	V. MELLGREN
17	12	M. VINCZE
18	46	M. MASILI
19	17	T. WENZEL
20	23	L. PONTILLO
21	22	A. WEIZEL
22	33	D. SIDOROV

SEG. 3		
1	27	A. NATIVI
2	36	J. VAN CRUGTEN
3	38	T. KITZBICHLER
4	28	F. FLEERACKERS
5	85	A. BINDER
6	96	S. EMPRIN
7	20	D. SCHNEIDER
8	95	R. IRMSCHER
9	2	T. ROLIN
10	53	L. PHOMMARA
11	17	T. WENZEL
12	26	B. WIEGNER
13	55	A. ZELENAK
14	54	V. MELLGREN
15	46	M. MASILI
16	12	M. VINCZE
17	81	D. KRABACHER
18	73	Z. KOVACS
19	23	L. PONTILLO
20	5	T. KUIL
21	22	A. WEIZEL
22	33	D. SIDOROV

SEG. 4		
1	28	F. FLEERACKERS
2	36	J. VAN CRUGTEN
3	27	A. NATIVI
4	38	T. KITZBICHLER
5	20	D. SCHNEIDER
6	46	M. MASILI
7	53	L. PHOMMARA
8	17	T. WENZEL
9	96	S. EMPRIN
10	12	M. VINCZE
11	95	R. IRMSCHER
12	81	D. KRABACHER
13	55	A. ZELENAK
14	2	T. ROLIN
15	85	A. BINDER
16	54	V. MELLGREN
17	26	B. WIEGNER
18	73	Z. KOVACS
19	23	L. PONTILLO
20	5	T. KUIL
21	33	D. SIDOROV
22	22	A. WEIZEL

21/04/2024

These data/results cannot be reproduced, stored and/or transmitted in whole or in part by any manner of electronic, mechanical, photocopying, recording, broadcasting or otherwise now known or herein after developed without the previous express consent by the copyright owner, except for reproduction in daily press and regular printed publications on sale to the public within 60 days of the event related to those data/results and always provided that copyright symbol appears together as follows below.

© DORNA WSBK ORGANIZATION Srl 2024



NORTHERN TALENT CUP

Pirelli Dutch Round, 19-21 April 2024

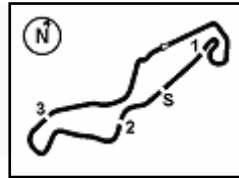
Weather Report Race 2

Session started 16:23 - Session ended 16:54



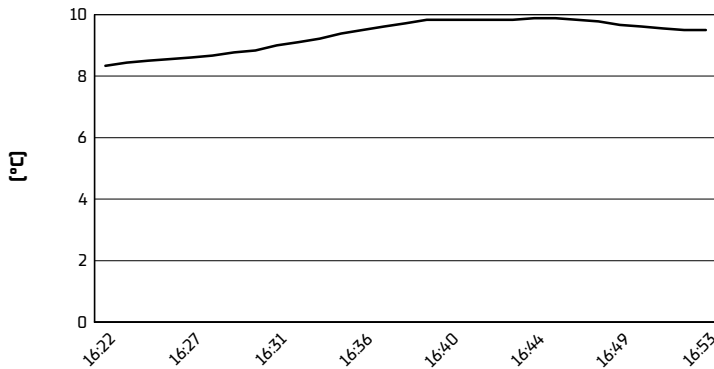
5.5

NTC
742/01

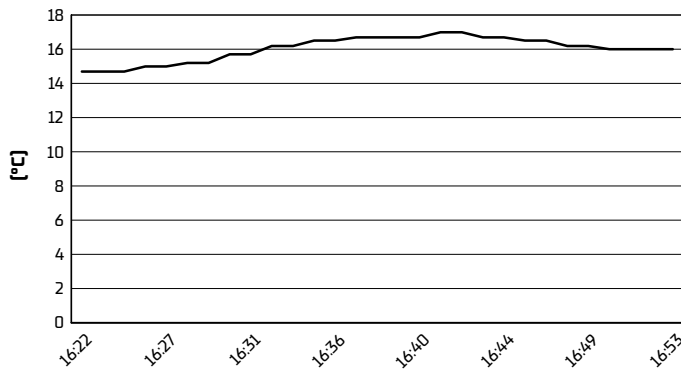


TT Circuit Assen 4.542 m

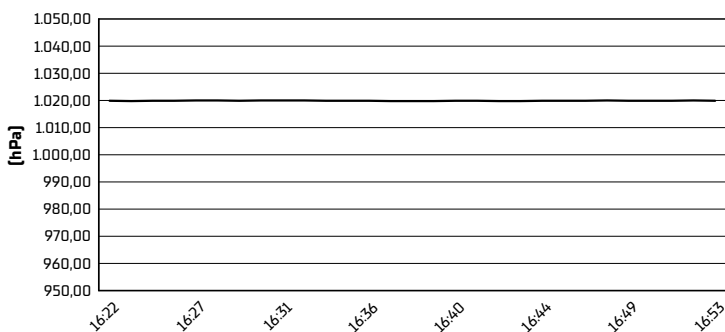
Air Temperature



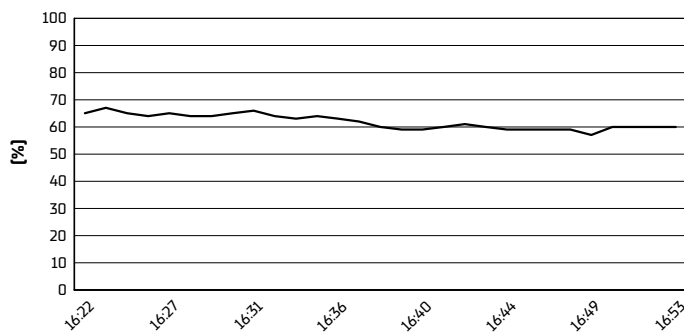
Track Temperature



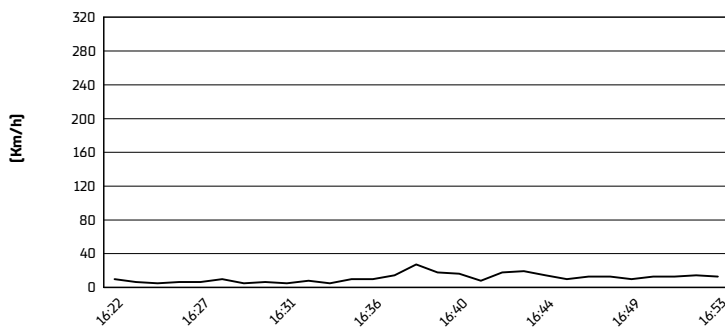
Air Pressure



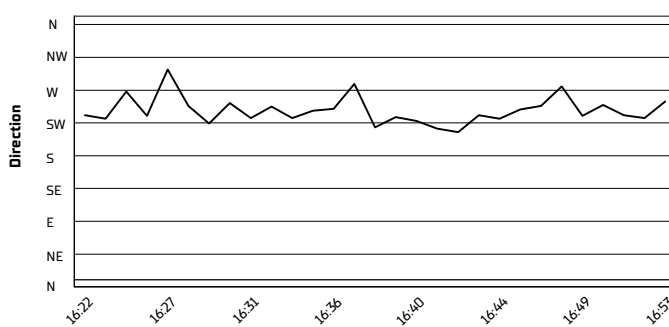
Humidity



Wind Speed



Wind Direction



21/04/2024

These data/results cannot be reproduced, stored and/or transmitted in whole or in part by any manner of electronic, mechanical, photocopying, recording, broadcasting or otherwise now known or herein after developed without the previous express consent by the copyright owner, except for reproduction in daily press and regular printed publications on sale to the public within 60 days of the event related to those data/results and always provided that copyright symbol appears together as follows below.

© DORNA WSBK ORGANIZATION Srl 2024



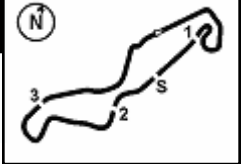
NORTHERN TALENT CUP

Pirelli Dutch Round, 19–21 April 2024

Fastest Laps Race 2



5.6
NTC
742/01



TT Circuit Assen 4.542 m

	No.	Rider	Nat	Team	Bike	Lap	Time	Gap
1	27	A. NATIVI	FRA	Racing Nativi Team	Honda	14	1'55.576	
2	36	J. VAN CRUGTEN	NED	BB64 Accademy	Honda	14	1'55.685	0.109
3	28	F. FLEERACKERS	BEL	Junior Black Knights	Honda	14	1'55.959	0.383
4	38	T. KITZBICHLER	AUT	Racingteam Kitzbichler	Honda	14	1'56.674	1.098
5	85	A. BINDER	SUI	Kiefer Racing	Honda	11	1'57.205	1.629
6	20	D. SCHNEIDER	GER	Mass Sports Racing By JRP Motosport	Honda	14	1'57.692	2.116
7	95	R. IRMSCHER	GER	Racingteam Irmischer	Honda	14	1'57.928	2.352
8	2	T. ROLIN	BEL	Junior Black Knights	Honda	14	1'57.981	2.405
9	96	S. EMPRIN	FRA	Swan 96	Honda	14	1'58.037	2.461
10	53	L. PHOMMARA	SUI	Phommara-Racing	Honda	12	1'58.360	2.784
11	17	T. WENZEL	GER	Kiefer Racing	Honda	13	1'58.409	2.833
12	26	B. WIEGNER	GER	JB-Racing	Honda	14	1'58.672	3.096
13	46	M. MASILI	ITA	SaMarigosa MM Racing Team	Honda	14	1'58.767	3.191
14	12	M. VINCZE	HUN	VM Racing Team	Honda	14	1'58.851	3.275
15	55	A. ZELENAK	GER	Mass Sports Racing By JRP Motosport	Honda	14	1'58.881	3.305
16	54	V. MELLGREN	SWE	Nordgren Racing	Honda	14	1'59.057	3.481
17	73	Z. KOVACS	HUN	Motomax Motorsport	Honda	14	1'59.426	3.850
18	23	L. PONTILLO	BEL	Junior Black Knights	Honda	13	1'59.637	4.061
19	81	D. KRABACHER	AUT	Kini Bike World	Honda	2	2'00.600	5.024
20	5	T. KUIL	NED	Zelda People Racing	Honda	13	2'01.062	5.486
21	33	D. SIDOROV	UKR	Arda Moto Racing Team	Honda	14	2'02.339	6.763
22	22	A. WEIZEL	GER	Weizel Racing Team	Honda	14	2'02.356	6.780

21/04/2024

These data/results cannot be reproduced, stored and/or transmitted in whole or in part by any manner of electronic, mechanical, photocopying, recording, broadcasting or otherwise now known or herein after developed without the previous express consent by the copyright owner, except for reproduction in daily press and regular printed publications on sale to the public within 60 days of the event related to those data/results and always provided that copyright symbol appears together as follows below.

© DORNA WSBK ORGANIZATION Srl 2024



NORTHERN TALENT CUP

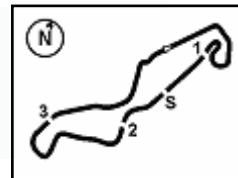
Pirelli Dutch Round, 19-21 April 2024

Chronological Analysis Race 2



5.7

NTC 742/01



TT Circuit Assen 4.542 m

Start at 16:22'39.725

1 / 3

1° 38 T. KITZBICHLER [1'56.674]							
Lap	Seg1	Seg2	Seg3	Seg4	Lap Time	km/h	Local Time
1		18.074	32.564	27.884	2'01.857	194,9	16:24'41.582
2	38.266	18.398	33.342	28.171	1'58.177	192,2	16:26'39.759
3	39.055	18.521	33.651	28.077	1'59.304	190,5	16:28'39.063
4	38.888	18.381	33.214	27.745	1'58.228	190,8	16:30'37.291
5	38.250	18.283	32.908	27.693	1'57.134	190,5	16:32'34.425
6	38.420	18.171	33.122	27.851	1'57.564	192,2	16:34'31.989
7	38.024	18.180	33.002	27.784	1'56.990	191,8	16:36'28.979
8	37.971	18.235	32.794	27.911	1'56.911	192,2	16:38'25.890
9	38.040	18.147	33.367	28.383	1'57.937	193,5	16:40'23.827
10	38.603	18.218	32.777	28.019	1'57.617	193,9	16:42'21.444
11	38.119	18.081	32.720	27.927	1'56.847	194,6	16:44'18.291
12	37.840	18.021	32.896	28.160	1'56.917	195,7	16:46'15.208
13	37.846	18.102	33.280	28.102	1'57.330	194,6	16:48'12.538
14	37.757	18.100	32.683	28.134	1'56.674	193,5	16:50'09.212

Race Time 27'29.487

10	38.532	18.247	32.969	27.559	1'57.307	193,9	16:42'31.482
11	38.153	17.978	32.769	27.764	1'56.664	195,7	16:44'28.146
12	37.965	17.989	32.620	27.684	1'56.258	196,4	16:46'24.404
13	37.742	18.055	32.739	27.427	1'55.963	194,2	16:48'20.367
14	37.623	18.196	32.748	27.392	1'55.959	191,8	16:50'16.326

Race Time 27'36.601

2° 36 J. VAN CRUGTEN [1'55.685]							
Lap	Seg1	Seg2	Seg3	Seg4	Lap Time	km/h	Local Time
1		18.503	33.469	28.029	2'07.820	199,6	16:24'47.545
2	38.712	18.310	33.194	27.926	1'58.142	193,5	16:26'45.687
3	39.184	18.500	33.502	27.936	1'59.122	192,2	16:28'44.809
4	39.249	18.573	33.362	27.807	1'58.991	194,2	16:30'43.800
5	38.650	18.511	33.359	27.991	1'58.511	188,8	16:32'42.311
6	38.731	18.454	33.124	27.741	1'58.050	191,5	16:34'40.361
7	38.392	18.334	33.125	27.735	1'57.586	190,8	16:36'37.947
8	38.327	18.351	33.192	27.972	1'57.842	192,5	16:38'35.789
9	38.490	18.126	33.178	28.409	1'58.203	192,9	16:40'33.992
10	38.286	18.240	32.783	27.878	1'57.187	193,5	16:42'31.179
11	37.931	18.113	32.767	27.766	1'56.577	193,9	16:44'27.756
12	37.909	17.972	32.556	27.888	1'56.325	194,6	16:46'24.081
13	37.404	18.111	32.625	27.647	1'55.787	194,6	16:48'19.868
14	37.467	18.023	32.673	27.522	1'55.685	192,9	16:50'15.553

Race Time 27'35.828

5° 85 A. BINDER [1'57.205]							
Lap	Seg1	Seg2	Seg3	Seg4	Lap Time	km/h	Local Time
1		18.721	33.141	28.107	2'03.183	191,2	16:24'42.908
2	39.018	18.636	33.936	28.399	1'59.989	192,9	16:26'42.897
3	39.906	18.555	34.358	28.369	2'01.188	193,5	16:28'44.085
4	39.963	18.562	33.942	28.236	2'00.703	193,2	16:30'44.788
5	38.974	18.551	33.903	28.191	1'59.619	191,5	16:32'44.407
6	38.850	18.672	33.947	28.296	1'59.765	190,5	16:34'44.172
7	38.721	18.784	33.748	28.153	1'59.406	189,1	16:36'43.578
8	38.458	18.530	33.480	28.307	1'58.775	192,2	16:38'42.353
9	38.426	18.403	33.502	28.361	1'58.692	191,8	16:40'41.045
10	38.204	18.317	33.292	28.118	1'57.931	194,9	16:42'38.976
11	37.969	18.273	32.825	28.138	1'57.205	194,9	16:44'36.181
12	38.070	18.258	32.974	28.028	1'57.330	194,2	16:46'33.511
13	37.936	18.416	33.200	28.128	1'57.680	192,2	16:48'31.191
14	38.070	18.538	33.272	28.300	1'58.180	192,2	16:50'29.371

Race Time 27'49.646

3° 27 A. NATIVI [1'55.576]							
Lap	Seg1	Seg2	Seg3	Seg4	Lap Time	km/h	Local Time
1		18.286	32.673	27.890	2'03.677	196,0	16:24'43.402
2	39.417	18.460	33.783	28.022	1'59.682	192,5	16:26'43.084
3	40.230	18.543	33.934	28.010	2'00.717	193,5	16:28'43.801
4	39.507	18.579	33.952	28.211	2'00.249	192,2	16:30'44.050
5	38.904	18.357	33.121	27.764	1'58.146	192,9	16:32'42.196
6	38.957	18.413	33.337	27.792	1'58.499	192,2	16:34'40.695
7	38.555	18.238	33.110	27.610	1'57.513	194,6	16:36'38.208
8	38.494	18.197	33.110	28.109	1'57.910	194,9	16:38'36.118
9	38.539	18.049	33.331	28.250	1'58.169	195,7	16:40'34.287
10	38.474	18.071	32.953	27.614	1'57.112	198,5	16:42'31.399
11	38.071	17.977	32.755	27.863	1'56.666	199,6	16:44'28.065
12	37.911	17.965	32.532	27.876	1'56.284	197,4	16:46'24.349
13	37.582	17.962	32.628	27.737	1'55.909	197,8	16:48'20.258
14	37.455	17.975	32.577	27.569	1'55.576	196,0	16:50'15.834

Race Time 27'36.109

6° 53 L. PHOMMARA [1'58.360]							
Lap	Seg1	Seg2	Seg3	Seg4	Lap Time	km/h	Local Time
1		18.282	33.610	27.872	2'03.949	193,9	16:24'43.674
2	39.743	18.544	34.096	28.087	2'00.470	193,2	16:26'44.144
3	39.983	18.656	34.154	28.144	2'00.937	192,2	16:28'45.081
4	39.513	18.604	34.208	28.055	2'00.380	193,9	16:30'45.461
5	39.093	18.544	34.242	27.880	1'59.759	191,2	16:32'45.220
6	39.017	18.621	33.670	27.765	1'59.073	190,5	16:34'44.293
7	38.866	18.634	33.745	28.089	1'59.334	192,5	16:36'43.627
8	38.655	18.502	33.798	28.225	1'59.180	192,5	16:38'42.807
9	39.131	18.602	33.825	28.562	2'00.120	190,1	16:40'42.927
10	39.132	18.503	33.992	28.406	2'00.033	191,8	16:42'42.960
11	38.696	18.389	33.635	28.310	1'59.030	191,5	16:44'41.990
12	38.634	18.257	33.318	28.151	1'58.360	194,2	16:46'40.350
13	38.537	18.387	33.393	28.160	1'58.477	191,5	16:48'38.827
14	38.253	18.361	33.543	28.260	1'58.417	189,1	16:50'37.244

Race Time 27'57.519

4° 28 F. FLEERACKERS [1'55.959]							
Lap	Seg1	Seg2	Seg3	Seg4	Lap Time	km/h	Local Time
1		18.365	33.238	27.762	2'03.929	190,1	16:24'43.654
2	39.452	18.614	33.691	28.089	1'59.846	190,8	16:26'43.500
3	39.977	18.524	33.889	28.029	2'00.419	190,5	16:28'43.919
4	39.687	18.629	33.853	28.095	2'00.264	189,5	16:30'44.183
5	38.923	18.351	33.061	27.862	1'58.197	191,5	16:32'42.380
6	38.919	18.335	33.346	27.834	1'58.434	192,2	16:34'40.814
7	38.702	18.444	33.327	27.670	1'58.143	191,5	16:36'38.957
8	38.478	18.455	33.133	27.953	1'58.019	190,5	16:38'36.976
9	38.202	18.174	33.015	27.808	1'57.199	191,8	16:40'34.175

7° 17 T. WENZEL [1'58.409]							
Lap	Seg1	Seg2	Seg3	Seg4	Lap Time	km/h	Local Time
1		18.673	33.602	27.979	2'03.471	191,8	16:24'43.196
2	39.336	18.425	33.853	27.867	1'59.481	194,6	16:26'42.677
3	39.666	18.640	34.138	28.225	2'00.669	192,9	16:28'43.346
4	39.059	18.911	34.453	29.118	2'01.541	191,2	16:30'44.887
5	39.532	19.526	34.221	28.239	2'01.518	182,1	16:32'46.405
6	38.804	19.120	33.672	28.121	1'59.717	188,8	16:34'46.122
7	38.398	18.744	33.329	28.091	1'58.562	190,5	16:36'44.684
8	38.510	19.987	33.600	28.264	2'00.361	177,6	16:38'45.045
9	38.598	18.931	33.707	28.570	1'59.806	184,0	16:40'44.851
10	38.705	18.934	33.557	28.308	1'59.504	185,6	16:42'44.355
11	38.653	19.051	34.435	28.680	2'00.819	186,2	16:44'45.174
12	38.406	18.999	33.568	28.168	1'59.141	184,0	16:46'44.315
13	38.320	18.477	33.326	28.286	1'58.409	190,5	16:48'42.724
14	37.943	18.738	33.785	28.360	1'58.826	185,9	16:50'41.550

Race Time 28'01.825

8° 95 R. IRMSCHER [1'57.928]							
Lap	Seg1	Seg2	Seg3	Seg4	Lap Time	km/h	Local Time
1		18.732	35.428	28.932	2'09.267	197,4	16:24'48.992
2	40.357	18.932	34.333	28.522	2'02.144	191,8	16:26'51.136
3	40.162	18.241	33.995	28.178	2'00.576	193,9	16:28'51.712

21/04/2024

P = Pits In/Out - C = Lap Time Cancelled

These data/results cannot be reproduced, stored and/or transmitted in whole or in part by any manner of electronic, mechanical, photocopying, recording, broadcasting or otherwise now known or herein after developed without the previous express consent by the copyright owner, except for reproduction in daily press and regular printed publications on sale to the public within 60 days of the event related to those data/results and always provided that copyright symbol appears together as follows below.

© DORNA WSBK ORGANIZATION Srl 2024



NORTHERN TALENT CUP

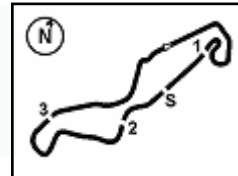
Pirelli Dutch Round, 19-21 April 2024

Chronological Analysis Race 2



5.7

NTC 742/01



TT Circuit Assen 4.542 m

2 / 3

Start at 16:22'39.725

4	39.513	18.453	34.413	28.206	2'00.585	191,8	16:30'52.297
5	40.114	18.697	34.761	28.315	2'01.887	190,5	16:32'54.184
6	40.095	18.798	34.479	28.521	2'01.893	190,1	16:34'56.077
7	39.280	18.693	33.906	28.244	2'00.123	190,5	16:36'56.200
8	38.571	18.406	33.609	28.333	1'58.919	191,8	16:38'55.119
9	38.770	18.360	33.778	28.229	1'59.137	193,2	16:40'54.256
10	38.965	18.573	33.702	28.371	1'59.611	190,1	16:42'53.867
11	38.757	18.576	34.005	28.407	1'59.745	192,9	16:44'53.612
12	38.730	18.352	33.455	28.615	1'59.152	192,2	16:46'52.764
13	38.485	18.273	33.863	28.304	1'58.925	194,2	16:48'51.689
14	38.374	18.396	33.246	27.912	1'57.928	191,5	16:50'49.617

Race Time 28'09.892

12° 46 M. MASILI (1'58.767)							
Lap	Seg1	Seg2	Seg3	Seg4	Lap Time	km/h	Local Time
1			18.408	33.978	27.750	2'05.490	195,3 16:24'45.215
2	39.332	18.683	34.262	28.289	2'00.566	192,9	16:26'45.781
3	39.752	18.593	34.520	28.343	2'01.208	193,5	16:28'46.989
4	40.085	18.779	34.757	28.677	2'02.298	193,2	16:30'49.287
5	40.144	18.846	34.903	28.289	2'02.182	189,8	16:32'51.469
6	40.085	18.784	34.554	28.266	2'01.689	190,1	16:34'53.158
7	39.456	18.684	34.417	28.577	2'01.134	192,5	16:36'54.292
8	39.569	18.692	34.465	28.609	2'01.335	190,5	16:38'55.627
9	39.429	18.762	34.607	28.705	2'01.503	192,5	16:40'57.130
10	39.586	18.692	34.541	28.917	2'01.736	192,9	16:42'58.866
11	39.236	18.500	34.138	28.593	2'00.467	192,9	16:44'59.333
12	38.938	18.412	33.838	28.620	1'59.808	194,9	16:46'59.141
13	38.641	18.424	33.860	28.616	1'59.541	191,8	16:48'58.682
14	38.277	18.444	33.685	28.361	1'58.767	191,5	16:50'57.449

Race Time 28'17.724

13° 55 A. ZELENAK (1'58.881)							
Lap	Seg1	Seg2	Seg3	Seg4	Lap Time	km/h	Local Time
1			18.741	34.779	28.574	2'08.100	195,3 16:24'47.825
2	39.972	19.076	34.853	28.489	2'02.390	191,2	16:26'50.215
3	39.865	18.940	34.594	28.254	2'01.653	189,8	16:28'51.868
4	39.655	18.788	34.590	28.466	2'01.499	191,8	16:30'53.367
5	39.906	18.945	34.522	28.433	2'01.806	190,8	16:32'55.173
6	40.080	19.109	34.548	28.689	2'02.426	186,2	16:34'57.599
7	39.791	19.027	34.277	28.638	2'01.733	187,8	16:36'59.332
8	39.663	18.808	34.089	29.316	2'01.876	190,8	16:39'01.208
9	39.786	18.683	34.617	28.624	2'01.710	190,8	16:41'02.918
10	39.552	18.600	33.942	28.482	2'00.576	192,2	16:43'03.494
11	39.501	18.409	33.856	28.420	2'00.186	194,9	16:45'03.680
12	39.012	18.402	33.663	28.377	1'59.454	196,0	16:47'03.134
13	39.117	18.367	33.636	28.491	1'59.611	194,2	16:49'02.745
14	38.887	18.290	33.720	27.984	1'58.881	196,0	16:51'01.626

Race Time 28'21.901

14° 54 V. MELLGREN (1'59.057)							
Lap	Seg1	Seg2	Seg3	Seg4	Lap Time	km/h	Local Time
1			18.566	34.151	29.293	2'09.428	199,6 16:24'49.153
2	40.236	18.747	34.625	28.615	2'02.223	197,8	16:26'51.376
3	40.667	18.738	34.888	28.665	2'02.958	193,5	16:28'54.334
4	40.303	18.820	34.625	28.553	2'02.301	194,2	16:30'56.635
5	39.925	18.940	34.689	28.515	2'02.069	193,9	16:32'58.704
6	39.967	18.817	34.470	28.090	2'01.344	192,2	16:35'00.048
7	39.556	18.709	34.108	28.068	2'00.441	194,9	16:37'00.489
8	39.313	18.560	34.017	28.738	2'00.628	196,4	16:39'01.117
9	39.380	18.654	34.062	28.788	2'00.884	194,2	16:41'02.001
10	39.710	18.683	34.028	28.640	2'01.061	194,2	16:43'03.062
11	39.507	18.461	33.905	28.516	2'00.389	198,2	16:45'03.451
12	38.928	18.362	33.667	28.599	1'59.556	197,1	16:47'03.007
13	38.950	18.473	33.677	28.499	1'59.599	194,6	16:49'02.606
14	38.834	18.370	33.694	28.159	1'59.057	196,0	16:51'01.663

Race Time 28'21.938

15° 26 B. WIEGNER (1'58.672)							
Lap	Seg1	Seg2	Seg3	Seg4	Lap Time	km/h	Local Time
1			18.489	33.804	28.768	2'09.059	200,0 16:24'48.784
2	40.439	18.423	34.789	28.527	2'02.178	196,0	16:26'50.962
3	40.766	18.393	34.293	28.213	2'01.665	193,9	16:28'52.627
4	40.139	18.611	34.439	28.309	2'01.498	191,2	16:30'54.125
5	40.063	18.580	34.772	28.352	2'01.767	194,2	16:32'55.892
6	40.199	18.600	35.145	29.187	2'03.131	192,9	16:34'59.023
7	39.873	18.582	34.748	28.770	2'01.973	193,9	16:37'00.996
8	39.401	18.352	34.513	28.540	2'00.806	194,2	16:39'01.802
9	39.544	18.524	34.668	28.558	2'01.294	193,2	16:41'03.096
10	39.872	18.377	34.270	28.401	2'00.920	196,7	16:43'04.016

Race Time 28'10.018

21/04/2024 P = Pits In/Out - C = Lap Time Cancelled

These data/results cannot be reproduced, stored and/or transmitted in whole or in part by any manner of electronic, mechanical, photocopying, recording, broadcasting or otherwise now known or herein after developed without the previous express consent by the copyright owner, except for reproduction in daily press and regular printed publications on sale to the public within 60 days of the event related to those data/results and always provided that copyright symbol appears together as follows below.

© DORNA WSBK ORGANIZATION Srl 2024



NORTHERN TALENT CUP

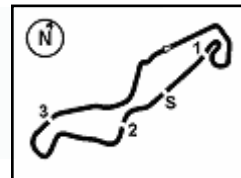
Pirelli Dutch Round, 19-21 April 2024

Chronological Analysis Race 2



5.7

NTC
742/01



TT Circuit Assen 4.542 m

3 / 3

Start at 16:22'39.725

11	39.524	18.261	34.396	28.751	2'00.932	198,5	16:45'04.948	5	40.570	19.208	35.069	29.070	2'03.917	185,9	16:33'03.865
12	39.007	18.185	33.907	28.392	1'59.491	196,0	16:47'04.439	6	40.418	19.091	35.068	28.828	2'03.405	187,5	16:35'07.270
13	38.965	18.178	33.695	28.607	1'59.445	195,3	16:49'03.884	7	40.128	19.065	34.866	28.774	2'02.833	186,2	16:37'10.103
14	38.729	18.448	33.424	28.071	1'58.672	194,2	16:51'02.556	8	39.695	18.748	34.465	29.135	2'02.043	189,1	16:39'12.146
Race Time 28'22.831															

16° 12 M. VINCZE [1'58.851]

Lap	Seg.1	Seg.2	Seg.3	Seg.4	Lap Time	km/h	Local Time
1		18.779	33.855	28.406	2'08.547	194,6	16:24'48.272
2	40.002	18.802	35.197	28.559	2'02.560	191,5	16:26'50.832
3	40.275	18.710	34.360	28.354	2'01.699	188,5	16:28'52.531
4	39.982	18.771	34.448	28.211	2'01.412	188,5	16:30'53.943
5	39.953	18.722	34.777	28.186	2'01.638	189,1	16:32'55.581
6	40.102	18.879	35.113	28.738	2'02.832	189,8	16:34'58.413
7	39.663	18.831	34.657	28.553	2'01.704	188,5	16:37'00.117
8	39.616	18.661	34.635	28.513	2'01.425	191,2	16:39'01.542
9	39.633	18.525	34.735	28.410	2'01.303	194,9	16:41'02.845
10	39.888	18.476	34.307	28.343	2'01.014	193,9	16:43'03.859
11	39.430	18.403	34.419	28.286	2'00.538	194,9	16:45'04.397
12	39.063	18.457	34.036	28.317	1'59.873	191,8	16:47'04.270
13	39.077	18.411	33.807	28.379	1'59.674	193,2	16:49'03.944
14	38.872	18.384	33.705	27.890	1'58.851	193,9	16:51'02.795
Race Time 28'23.070							

17° 81 D. KRABACHER [2'00.600]

Lap	Seg.1	Seg.2	Seg.3	Seg.4	Lap Time	km/h	Local Time
1		18.299	34.046	27.926	2'05.752	190,8	16:24'45.477
2	39.167	18.771	34.243	28.419	2'00.600	192,2	16:26'46.077
3	40.379	19.002	34.763	28.913	2'03.057	185,6	16:28'49.134
4	40.601	19.170	34.727	28.867	2'03.365	185,2	16:30'52.499
5	40.098	18.937	34.786	28.983	2'02.804	186,2	16:32'55.303
6	40.070	19.057	35.245	28.881	2'03.253	187,8	16:34'58.556
7	39.785	19.004	34.793	28.689	2'02.271	186,2	16:37'00.827
8	39.815	18.758	34.418	29.331	2'02.322	189,5	16:39'03.149
9	39.700	18.919	34.530	29.570	2'02.719	186,5	16:41'05.868
10	40.086	18.897	34.277	29.843	2'03.103	187,8	16:43'08.971
11	39.568	18.724	33.956	29.132	2'01.380	188,8	16:45'10.351
12	39.193	18.772	33.855	29.455	2'01.275	188,2	16:47'11.626
13	39.384	18.720	33.732	29.024	2'00.860	187,2	16:49'12.486
14	38.975	18.780	34.115	28.883	2'00.753	186,5	16:51'13.239
Race Time 28'33.514							

18° 73 Z. KOVACS [1'59.426]

Lap	Seg.1	Seg.2	Seg.3	Seg.4	Lap Time	km/h	Local Time
1		18.315	34.905	28.920	2'08.967	192,9	16:24'48.692
2	40.006	18.574	35.171	28.950	2'02.701	192,9	16:26'51.393
3	41.017	18.661	35.553	29.085	2'04.316	191,2	16:28'55.709
4	40.986	19.008	35.045	29.183	2'04.222	187,2	16:30'59.931
5	41.175	19.049	35.003	29.172	2'04.399	188,2	16:33'04.330
6	40.465	18.870	35.207	29.303	2'03.845	188,2	16:35'08.175
7	40.415	19.132	34.947	28.738	2'03.232	185,6	16:37'11.407
8	39.827	18.682	34.733	29.508	2'02.750	189,8	16:39'14.157
9	39.903	18.897	34.731	29.044	2'02.575	188,5	16:41'16.732
10	39.484	18.639	34.307	28.835	2'01.265	190,8	16:43'17.997
11	39.059	18.620	34.486	28.525	2'00.690	192,9	16:45'18.687
12	38.479	18.471	33.750	28.768	1'59.468	193,2	16:47'18.155
13	38.700	18.491	33.739	28.674	1'59.604	190,8	16:49'17.759
14	38.386	18.489	33.783	28.768	1'59.426	186,9	16:51'17.185
Race Time 28'37.460							

19° 23 L. PONTILLO [1'59.637]

Lap	Seg.1	Seg.2	Seg.3	Seg.4	Lap Time	km/h	Local Time
1		19.237	34.576	29.017	2'09.873	191,2	16:24'49.598
2	40.496	18.846	35.274	28.724	2'03.340	191,2	16:26'52.938
3	40.800	18.755	35.202	28.834	2'03.591	192,2	16:28'56.529
4	40.488	19.128	34.934	28.869	2'03.419	191,2	16:30'59.948

20° 5 T. KUIL [2'01.062]

Lap	Seg.1	Seg.2	Seg.3	Seg.4	Lap Time	km/h	Local Time	
1			18.362	34.313	29.089	2'08.861	191,2	16:24'48.586
2	40.674	19.050	34.649	29.024	2'03.397	190,8	16:26'51.983	
3	41.490	18.859	35.513	29.012	2'04.874	189,5	16:28'56.857	
4	40.901	18.927	34.566	28.862	2'03.256	186,9	16:31'00.113	
5	40.675	19.046	35.058	29.281	2'04.060	187,2	16:33'04.173	
6	40.521	19.155	35.034	28.838	2'03.548	184,0	16:35'07.721	
7	39.960	18.975	34.712	29.077	2'02.724	186,9	16:37'10.445	
8	39.951	18.792	34.181	29.291	2'02.215	187,8	16:39'12.660	
9	39.642	18.677	34.621	28.791	2'01.731	188,5	16:41'14.391	
10	40.065	18.882	34.475	29.162	2'02.584	191,2	16:43'16.975	
11	39.600	18.613	34.577	28.826	2'01.616	191,8	16:45'18.591	
12	39.357	18.486	35.387	29.169	2'02.399	193,2	16:47'20.990	
13	39.227	18.514	34.130	29.191	2'01.062	189,5	16:49'22.052	
14	39.156	18.624	34.219	29.304	2'01.303	187,8	16:51'23.355	
Race Time 28'43.630								

21° 22 A. WEIZEL [2'02.356]

Lap	Seg.1	Seg.2	Seg.3	Seg.4	Lap Time	km/h	Local Time
1		19.330	34.533	30.647	2'13.194	191,2	16:24'52.919
2	41.859	19.742	35.033	29.811	2'06.445	185,9	16:26'59.364
3	41.023	19.515	35.376	30.166	2'06.080	184,9	16:29'05.444
4	41.050	19.677	34.656	29.712	2'05.095	182,7	16:31'10.539
5	40.671	19.577	35.127	30.243	2'05.618	184,6	16:33'16.157
6	41.060	19.517	35.489	30.243	2'06.309	187,2	16:35'22.466
7	41.316	19.441	35.230	30.043	2'06.030	186,2	16:37'28.496
8	40.630	19.388	35.108	30.361	2'05.487	188,2	16:39'33.983
9	41.446	19.756	35.423	30.389	2'07.014	185,2	16:41'40.997
10	40.990	19.349	34.933	30.498	2'05.770	187,8	16:43'46.767
11	40.811	19.136	34.459	30.291	2'04.697	186,5	16:45'51.464
12	40.317	19.038	34.481	30.065	2'03.901	190,1	16:47'55.365
13	40.098	19.185	34.553	29.902	2'03.738	188,2	16:49'59.103
14	39.619	19.317	34.191	29.229	2'02.356	186,2	16:52'01.459
Race Time 29'21.734							

22° 33 D. SIDOROV [2'02.339]

Lap	Seg.1	Seg.2	Seg.3	Seg.4	Lap Time	km/h	Local Time
1		19.366	34.652	29.437	2'11.856	189,5	16:24'51.581
2	41.329	19.404	35.326	29.701	2'05.760	185,9	16:26'57.341
3	41.199	19.657	35.412	29.761	2'06.029	183,4	16:29'03.370
4	40.899	19.728	35.313	29.989	2'05.929	184,0	16:31'09.299
5	41.180	19.730	35.567	30.010	2'06.487	182,4	16:33'15.786
6	40.901	19.674	35.759	30.024	2'06.358	183,4	16:35'22.144
7	41.067	19.563	35.537	30.031	2'06.198	183,4	16:37'28.342
8	40.921	20.037	35.289	30.167	2'06.414	186,9	16:39'34.756
9	40.765	19.418	35.513	30.287	2'05.983	187,2	16:41'40.739
10	40.652	19.601	35.238	30.280	2'05.771	185,2	16:43'46.510
11	40.227	19.408	34.916	30.029	2'04.580	185,9	16:45'51.090
12	40.053	19.257	34.797	30.177	2'04.284	188,2	16:47'55.374
13	40.487	19.081	34.736	29.518	2'03.822	187,8	16:49'59.196
14	39.769	19.224	34.318	29.028	2'02.339	188,2	16:52'01.535
Race Time 29'21.810							

21/04/2024

P = Pits In/Out - C = Lap Time Cancelled

These data/results cannot be reproduced, stored and/or transmitted in whole or in part by any manner of electronic, mechanical, photocopying, recording, broadcasting or otherwise now known or herein after developed without the previous express consent by the copyright owner, except for reproduction in daily press and regular printed publications on sale to the public within 60 days of the event related to those data/results and always provided that copyright symbol appears together as follows below.

© DORNA WSBK ORGANIZATION Srl 2024