

Pirelli Dutch Round, 11-13 April 2025
Results Free Practice 2nd Session

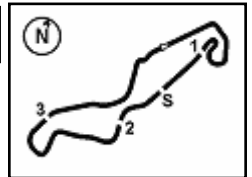
No.	Rider	Nat	Team	Bike	Time	Gap	Rel.	Laps	Speed	
									Avg	Max
1	8 F. KRATOCHWIL	GER	MASS SPORTS Racing by JRP Motorsport	Honda	1'48.250			11	151,050	197,8
2	21 A. URLAB	GER	Kiefer Racing	Honda	1'48.570	0.320	0.320	13	150,605	198,5
3	23 L. PONTILLO	BEL	Belgian Motorcycle Academy	Honda	1'48.618	0.368	0.048	12	150,539	190,8
4	17 T. WENZEL	GER	Kiefer Racing	Honda	1'49.235	0.985	0.617	13	149,688	196,7
5	96 S. EMPRIN	FRA	Swan96	Honda	1'49.316	1.066	0.081	12	149,577	196,7
6	20 T. ROLIN	BEL	Belgian Motorcycle Academy	Honda	1'49.473	1.223	0.157	13	149,363	195,7
7	95 J. KORPORAAL	NED	ADR Racing	Honda	1'50.075	1.825	0.602	11	148,546	202,6
8	38 T. KITBICHLER	AUT	Racingteam Kitzbichler	Honda	1'50.181	1.931	0.106	12	148,403	192,2
9	54 V. MELLGREN	SWE	Nordgren Racing	Honda	1'50.308	2.058	0.127	10	148,232	194,2
10	11 R. SIEGERT	GER	Motorace Academy Germany	Honda	1'50.343	2.093	0.035	12	148,185	197,8
11	7 R. DURDIS	CZE	FS12 Racing Team	Honda	1'51.137	2.887	0.794	13	147,127	197,1
12	14 G. DI NAPOLI	ITA	RC113 Reparto Corse	Honda	1'51.261	3.011	0.124	12	146,963	194,9
13	71 W. KRZELJ	FRA	KRZ RACING TEAM	Honda	1'51.317	3.067	0.056	8	146,889	185,6
14	9 M. VAN TILBURG	NED	MASS SPORTS Racing by JRP Motorsport	Honda	1'52.311	4.061	0.994	11	145,589	192,9
15	58 Z. BULTĚ	BEL	Belgian Motorcycle Academy	Honda	1'52.596	4.346	0.285	13	145,220	195,3
16	88 R. NULAND	NED	NijlandRacing88	Honda	1'53.117	4.867	0.521	11	144,551	195,3
17	46 D. PEKKANEN	FIN	DPR team	Honda	1'53.256	5.006	0.139	12	144,374	193,2
18	79 A. VYSKOCIL	CZE	FS12 Racing Team	Honda	1'53.475	5.225	0.219	12	144,095	192,2
19	78 T. DEDEA	GER	TUDOR RACING	Honda	1'54.539	6.289	1.064	12	142,757	186,9
----- Out 107% in this Session -----										
20	47 R. BERZATI	SVK	RB-Motorsport	Honda	1'56.018	7.768	1.479	11	140,937	187,8
21	85 A. BINDER	SUI	ASR Binder Racing	Honda				1		171,2

Qualifying Lap Time (107% of 1'48.250): 1'55.828

AIR	Humidity:	61%	Temp:	16°C
TRACK	Condition:	Dry	Temp:	24°C

11/04/2025 Start End The results are provisional until the end of the time limit for protests and appeals
13:30 13:58 and the completion of the technical checks.

These data/results cannot be reproduced, stored and/or transmitted in whole or in part by any manner of electronic, mechanical, photocopying, recording, broadcasting or otherwise now known or herein after developed without the previous express consent by the copyright owner, except for reproduction in daily press and regular printed publications on sale to the public within 60 days of the event related to those data/results and always provided that copyright symbol appears together as follows below.



Pirelli Dutch Round, 11-13 April 2025
Results Free Practice 2nd Session

Session Highlights

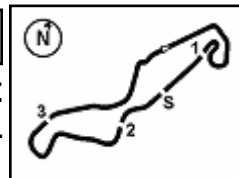
Local Time	No. Rider	Description
13.30.00		Start of Session
13.41.16	96 S. EMPRIN	#96 Lap Cancelled [1'51.797] - Course Cutting - Turn 17
13.41.48	96 S. EMPRIN	#96 Lap Cancelled [1'51.724] - Course Cutting on Previous Lap - Turn 17
13.50.10	71 W. KRZELJ	#71 Crashed - Turn 11
13.52.33	71 W. KRZELJ	#71 Medical Centre
13.58.15		End of Session

Fastest Laps Sequence

No.	Rider	Nat	Team	Bike	Local Time	Time	Gap	Avg
8	F. KRATOCHWIL	GER	MASS SPORTS Racing by JRP Motorsport	Honda	13:33'43.770	1'48.688		150,442
23	L. PONTILLO	BEL	Belgian Motorcycle Academy	Honda	13:35'32.635	1'48.618	-0.070	150,539
8	F. KRATOCHWIL	GER	MASS SPORTS Racing by JRP Motorsport	Honda	13:41'00.069	1'48.250	-0.368	151,050

11/04/2025 Start 13:30 End 13:58 The results are provisional until the end of the time limit for protests and appeals and the completion of the technical checks.

These data/results cannot be reproduced, stored and/or transmitted in whole or in part by any manner of electronic, mechanical, photocopying, recording, broadcasting or otherwise now known or herein after developed without the previous express consent by the copyright owner, except for reproduction in daily press and regular printed publications on sale to the public within 60 days of the event related to those data/results and always provided that copyright symbol appears together as follows below.



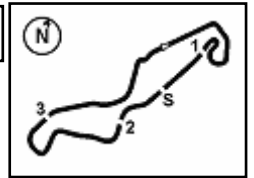
Pirelli Dutch Round, 11-13 April 2025
Free Practices Combined Results

No.	Rider	Nat	Team	Bike	FP1	FP2	Time	Gap	Rel.	Avg	LL
1	8 F. KRATOCHWIL	GER	MASS SPORTS Racing by JRP Motorsport	Honda	1'49.390	1'48.250	1'48.250			151,050	24
2	21 A. URLAB	GER	Kiefer Racing	Honda	1'49.429	1'48.570	1'48.570	0.320	0.320	150,605	26
3	23 L. PONTILLO	BEL	Belgian Motorcycle Academy	Honda	1'49.749	1'48.618	1'48.618	0.368	0.048	150,539	23
4	17 T. WENZEL	GER	Kiefer Racing	Honda	1'49.570	1'49.235	1'49.235	0.985	0.617	149,688	26
5	96 S. EMPRIN	FRA	Swan96	Honda	1'50.323	1'49.316	1'49.316	1.066	0.081	149,577	25
6	20 T. ROLIN	BEL	Belgian Motorcycle Academy	Honda	1'51.583	1'49.473	1'49.473	1.223	0.157	149,363	25
7	85 A. BINDER	SUI	ASR Binder Racing	Honda		1'49.645	1'49.645	1.395	0.172	149,129	14
8	95 J. KORPORAAL	NED	ADR Racing	Honda	1'52.637	1'50.075	1'50.075	1.825	0.430	148,546	23
9	38 T. KITBICHLER	AUT	Racingteam Kitzbichler	Honda	1'51.084	1'50.181	1'50.181	1.931	0.106	148,403	24
10	54 V. MELLGREN	SWE	Nordgren Racing	Honda	1'51.184	1'50.308	1'50.308	2.058	0.127	148,232	20
11	11 R. SIEGERT	GER	Motorace Academy Germany	Honda	1'51.521	1'50.343	1'50.343	2.093	0.035	148,185	22
12	7 R. DURDIS	CZE	FS12 Racing Team	Honda	1'52.210	1'51.137	1'51.137	2.887	0.794	147,127	25
13	14 G. DI NAPOLI	ITA	RC113 Reparto Corse	Honda	1'53.517	1'51.261	1'51.261	3.011	0.124	146,963	24
14	71 W. KRZELJ	FRA	KRZ RACING TEAM	Honda	1'53.498	1'51.317	1'51.317	3.067	0.056	146,889	16
15	9 M. VAN TILBURG	NED	MASS SPORTS Racing by JRP Motorsport	Honda	1'54.041	1'52.311	1'52.311	4.061	0.994	145,589	23
16	58 Z. BULTÈ	BEL	Belgian Motorcycle Academy	Honda		1'52.589	1'52.589	4.339	0.278	145,229	25
17	88 R. NULAND	NED	NijlandRacing88	Honda	1'54.250	1'53.117	1'53.117	4.867	0.528	144,551	23
18	46 D. PEKKANEN	FIN	DPR team	Honda	1'55.761	1'53.256	1'53.256	5.006	0.139	144,374	19
19	79 A. VYSKOCIL	CZE	FS12 Racing Team	Honda	2'00.121	1'53.475	1'53.475	5.225	0.219	144,095	13
20	78 T. DEDEA	GER	TUDDOR RACING	Honda	1'59.123	1'54.539	1'54.539	6.289	1.064	142,757	22
21	47 R. BERZATI	SVK	RB-Motorsport	Honda	1'58.918	1'56.018	1'56.018	7.768	1.479	140,937	23

11/04/2025

These data/results cannot be reproduced, stored and/or transmitted in whole or in part by any manner of electronic, mechanical, photocopying, recording, broadcasting or otherwise now known or herein after developed without the previous express consent by the copyright owner, except for reproduction in daily press and regular printed publications on sale to the public within 60 days of the event related to those data/results and always provided that copyright symbol appears together as follows below.

© DORNA WSBK ORGANIZATION Srl 2025



Pirelli Dutch Round, 11–13 April 2025
Best Sector & Speed Free Practice 2nd Session

BEST LAP			
1	8	F. KRATOCHWIL	Honda 1'48.250
2	21	A. URLAB	Honda 1'48.570
3	23	L. PONTILLO	Honda 1'48.618
4	17	T. WENZEL	Honda 1'49.235
5	96	S. EMPRIN	Honda 1'49.316
6	20	T. ROLIN	Honda 1'49.473
7	95	J. KORPORAAL	Honda 1'50.075
8	38	T. KITBICHLER	Honda 1'50.181
9	54	V. MELLGREN	Honda 1'50.308
10	11	R. SIEGERT	Honda 1'50.343
11	7	R. DURDIS	Honda 1'51.137
12	14	G. DI NAPOLI	Honda 1'51.261
13	71	W. KRZELJ	Honda 1'51.317
14	9	M. VAN TILBURG	Honda 1'52.311
15	58	Z. BULTÈ	Honda 1'52.596
16	88	R. NULAND	Honda 1'53.117
17	46	D. PEKKANEN	Honda 1'53.256
18	79	A. VYSKOCIL	Honda 1'53.475
19	78	T. DEDEA	Honda 1'54.539
20	47	R. BERZATI	Honda 1'56.018
21	85	A. BINDER	Honda

SPEED			
1	95	J. KORPORAAL	Honda 202,6
2	21	A. URLAB	Honda 198,5
3	8	F. KRATOCHWIL	Honda 197,8
4	11	R. SIEGERT	Honda 197,8
5	7	R. DURDIS	Honda 197,1
6	17	T. WENZEL	Honda 196,7
7	96	S. EMPRIN	Honda 196,7
8	20	T. ROLIN	Honda 195,7
9	58	Z. BULTÈ	Honda 195,3
10	88	R. NULAND	Honda 195,3
11	14	G. DI NAPOLI	Honda 194,9
12	54	V. MELLGREN	Honda 194,2
13	46	D. PEKKANEN	Honda 193,2
14	9	M. VAN TILBURG	Honda 192,9
15	79	A. VYSKOCIL	Honda 192,2
16	38	T. KITBICHLER	Honda 192,2
17	23	L. PONTILLO	Honda 190,8
18	47	R. BERZATI	Honda 187,8
19	78	T. DEDEA	Honda 186,9
20	71	W. KRZELJ	Honda 185,6
21	85	A. BINDER	Honda 171,2

SEG. 1		
1	8	F. KRATOCHWIL 34.814
2	21	A. URLAB 34.965
3	23	L. PONTILLO 35.126
4	17	T. WENZEL 35.182
5	96	S. EMPRIN 35.195
6	20	T. ROLIN 35.207
7	11	R. SIEGERT 35.363
8	95	J. KORPORAAL 35.406
9	38	T. KITBICHLER 35.408
10	7	R. DURDIS 35.599
11	9	M. VAN TILBURG 35.668
12	54	V. MELLGREN 35.696
13	71	W. KRZELJ 35.786
14	14	G. DI NAPOLI 35.975
15	58	Z. BULTÈ 36.050
16	88	R. NULAND 36.107
17	79	A. VYSKOCIL 36.418
18	46	D. PEKKANEN 36.554
19	78	T. DEDEA 36.980
20	47	R. BERZATI 37.314

SEG. 2		
1	8	F. KRATOCHWIL 17.456
2	17	T. WENZEL 17.705
3	21	A. URLAB 17.707
4	95	J. KORPORAAL 17.721
5	11	R. SIEGERT 17.721
6	54	V. MELLGREN 17.738
7	96	S. EMPRIN 17.743
8	23	L. PONTILLO 17.762
9	20	T. ROLIN 17.823
10	38	T. KITBICHLER 17.863
11	7	R. DURDIS 17.966
12	14	G. DI NAPOLI 18.019
13	46	D. PEKKANEN 18.092
14	9	M. VAN TILBURG 18.100
15	58	Z. BULTÈ 18.209
16	71	W. KRZELJ 18.281
17	88	R. NULAND 18.374
18	79	A. VYSKOCIL 18.380
19	78	T. DEDEA 18.717
20	47	R. BERZATI 18.871
21	85	A. BINDER 20.138

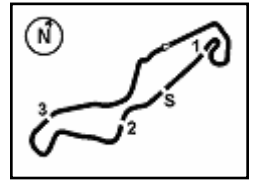
SEG. 3		
1	21	A. URLAB 30.173
2	23	L. PONTILLO 30.272
3	17	T. WENZEL 30.379
4	8	F. KRATOCHWIL 30.420
5	20	T. ROLIN 30.446
6	96	S. EMPRIN 30.446
7	54	V. MELLGREN 30.455
8	95	J. KORPORAAL 30.493
9	71	W. KRZELJ 30.805
10	38	T. KITBICHLER 30.833
11	11	R. SIEGERT 31.033
12	14	G. DI NAPOLI 31.136
13	9	M. VAN TILBURG 31.275
14	7	R. DURDIS 31.368
15	58	Z. BULTÈ 31.502
16	46	D. PEKKANEN 31.552
17	88	R. NULAND 31.567
18	79	A. VYSKOCIL 31.748
19	78	T. DEDEA 32.000
20	47	R. BERZATI 32.621
21	85	A. BINDER 33.578

SEG. 4		
1	8	F. KRATOCHWIL 24.965
2	23	L. PONTILLO 25.359
3	21	A. URLAB 25.405
4	17	T. WENZEL 25.537
5	38	T. KITBICHLER 25.583
6	95	J. KORPORAAL 25.682
7	11	R. SIEGERT 25.710
8	96	S. EMPRIN 25.756
9	20	T. ROLIN 25.773
10	7	R. DURDIS 25.791
11	14	G. DI NAPOLI 25.934
12	54	V. MELLGREN 26.013
13	71	W. KRZELJ 26.302
14	58	Z. BULTÈ 26.349
15	79	A. VYSKOCIL 26.362
16	9	M. VAN TILBURG 26.422
17	88	R. NULAND 26.488
18	46	D. PEKKANEN 26.670
19	78	T. DEDEA 26.842
20	47	R. BERZATI 27.183

11/04/2025

These data/results cannot be reproduced, stored and/or transmitted in whole or in part by any manner of electronic, mechanical, photocopying, recording, broadcasting or otherwise now known or herein after developed without the previous express consent by the copyright owner, except for reproduction in daily press and regular printed publications on sale to the public within 60 days of the event related to those data/results and always provided that copyright symbol appears together as follows below.

© DORNA WSBK ORGANIZATION Srl 2025



TT Circuit Assen 4.542 m

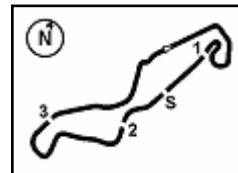
Pirelli Dutch Round, 11-13 April 2025
Ideal Time Free Practice 2nd Session

No.	Rider	Nat	Bike	Seg. 1	Seg. 2	Seg. 3	Seg. 4	Ideal Time		
				Diff. 1	Diff. 2	Diff. 3	Diff. 4	Best Lap	Pos.	Diff.
1	8 F. KRATOCHWIL	GER	Honda	34.814 +0.065	17.456 +0.054	30.420 +0.189	24.965 +0.287	1'47.655 1'48.250	1	0.595
2	21 A. URLAB	GER	Honda	34.965	17.707 +0.195	30.173	25.405 +0.125	1'48.250 1'48.570	2	0.320
3	23 L. PONTILLO	BEL	Honda	35.126 +0.014	17.762 +0.055	30.272	25.359 +0.030	1'48.519 1'48.618	3	0.099
4	17 T. WENZEL	GER	Honda	35.182 +0.095	17.705 +0.078	30.379 +0.259	25.537	1'48.803 1'49.235	4	0.432
5	96 S. EMPRIN	FRA	Honda	35.195	17.743 +0.176	30.446	25.756	1'49.140 1'49.316	5	0.176
6	20 T. ROLIN	BEL	Honda	35.207 +0.090	17.823 +0.113	30.446	25.773 +0.021	1'49.249 1'49.473	6	0.224
7	95 J. KORPORAAL	NED	Honda	35.406 +0.482	17.721 +0.080	30.493 +0.142	25.682 +0.069	1'49.302 1'50.075	7	0.773
8	38 T. KITBICHLER	AUT	Honda	35.408	17.863 +0.121	30.833 +0.164	25.583 +0.209	1'49.687 1'50.181	8	0.494
9	11 R. SIEGERT	GER	Honda	35.363	17.721 +0.150	31.033 +0.056	25.710 +0.310	1'49.827 1'50.343	10	0.516
10	54 V. MELLGREN	SWE	Honda	35.696 +0.343	17.738	30.455	26.013 +0.063	1'49.902 1'50.308	9	0.406
11	7 R. DURDIS	CZE	Honda	35.599 +0.218	17.966 +0.016	31.368 +0.179	25.791	1'50.724 1'51.137	11	0.413
12	14 G. DI NAPOLI	ITA	Honda	35.975 +0.032	18.019 +0.165	31.136	25.934	1'51.064 1'51.261	12	0.197
13	71 W. KRZELJ	FRA	Honda	35.786 +0.143	18.281	30.805	26.302	1'51.174 1'51.317	13	0.143
14	9 M. VAN TILBURG	NED	Honda	35.668 +0.323	18.100	31.275 +0.197	26.422 +0.326	1'51.465 1'52.311	14	0.846
15	58 Z. BULTÈ	BEL	Honda	36.050 +0.085	18.209 +0.296	31.502 +0.105	26.349	1'52.110 1'52.596	15	0.486
16	88 R. NULAND	NED	Honda	36.107 +0.147	18.374	31.567 +0.284	26.488 +0.150	1'52.536 1'53.117	16	0.581
17	46 D. PEKKANEN	FIN	Honda	36.554 +0.264	18.092	31.552	26.670 +0.124	1'52.868 1'53.256	17	0.388
18	79 A. VYSKOCIL	CZE	Honda	36.418	18.380 +0.051	31.748 +0.341	26.362 +0.175	1'52.908 1'53.475	18	0.567
19	78 T. DEDEA	GER	Honda	36.980	18.717	32.000	26.842	1'54.539 1'54.539	19	
20	47 R. BERZATI	SVK	Honda	37.314	18.871	32.621 +0.029	27.183	1'55.989 1'56.018	20	0.029
	85 A. BINDER	SUI	Honda							
Overall Ideal Time				34.814	17.456	30.173	24.965	1'47.408		

11/04/2025

These data/results cannot be reproduced, stored and/or transmitted in whole or in part by any manner of electronic, mechanical, photocopying, recording, broadcasting or otherwise now known or herein after developed without the previous express consent by the copyright owner, except for reproduction in daily press and regular printed publications on sale to the public within 60 days of the event related to those data/results and always provided that copyright symbol appears together as follows below.

© DORNA WSBK ORGANIZATION Srl 2025



Pirelli Dutch Round, 11-13 April 2025

Chronological Analysis Free Practice 2nd Session

17° 46 D. PEKKANEN [1'53.256]								21° 85 A. BINDER							
Lap	Seg.1	Seg.2	Seg.3	Seg.4	Lap Time	km/h	Local Time	Lap	Seg.1	Seg.2	Seg.3	Seg.4	Lap Time	km/h	Local Time
		19.085	32.975	28.063		193,2	13:32'07.204			22.342	33.933	36.666		153,2	13:32'24.233
1	39.310	18.639	32.225	27.208	1'57.382	189,8	13:34'04.586	1	2'25.671	20.138	33.578	40.371	3'59.758P	171,2	13:36'23.991
2	37.399	18.491	31.936	27.298	1'55.124	191,5	13:35'59.710								
3	37.890	18.327	31.825	27.425	1'55.467	189,1	13:37'55.177								
4	38.216	18.325	32.249	27.116	1'55.906	189,8	13:39'51.083								
5	37.149	18.295	33.022	27.123	1'55.589	190,8	13:41'46.672								
6	37.071	18.433	31.795	27.166	1'54.465	190,5	13:43'41.137								
7	36.818	18.092	31.552	26.794	1'53.256	191,5	13:45'34.393								
8	36.702	18.191	31.602	26.841	1'53.336	190,5	13:47'27.729								
9	36.883	18.395	31.842	26.675	1'53.795	186,5	13:49'21.524								
10	36.862	18.278	31.996	27.177	1'54.313	187,8	13:51'15.837								
11	37.709	18.371	32.488	27.233	1'55.801	187,8	13:53'11.638								
12	36.554	18.328	31.708	26.670	1'53.260	188,2	13:55'04.898								

18° 79 A. VYSKOCIL [1'53.475]							
Lap	Seg.1	Seg.2	Seg.3	Seg.4	Lap Time	km/h	Local Time
		18.856	33.567	27.542		192,2	13:32'06.584
1	37.430	18.644	32.634	26.664	1'55.372	190,1	13:34'01.956
2	38.096	19.606	32.667	26.848	1'57.217	181,8	13:35'59.173
3	36.916	18.611	32.439	26.640	1'54.606	188,8	13:37'53.779
4	41.818	19.615	32.925	27.132	2'01.490	181,8	13:39'55.269
5	36.497	18.529	32.266	26.477	1'53.769	189,8	13:41'49.038
6	36.423	18.481	32.480	26.733	1'54.117	190,5	13:43'43.155
7	36.776	18.380	32.298	26.428	1'53.882	189,5	13:45'37.037
8	36.451	18.403	32.345	26.599	1'53.798	190,1	13:47'30.835
9	36.646	18.455	32.115	26.512	1'53.728	188,5	13:49'24.563
10	36.418	18.431	32.089	26.537	1'53.475	189,5	13:51'18.038
11	36.434	18.518	31.748	27.030	1'53.730	189,1	13:53'11.768
12	36.886	18.458	32.152	26.362	1'53.858	189,5	13:55'05.626

19° 78 T. DEDEA [1'54.539]							
Lap	Seg.1	Seg.2	Seg.3	Seg.4	Lap Time	km/h	Local Time
		19.889	33.128	27.902		179,7	13:32'13.470
1	38.771	19.158	32.230	27.265	1'57.424	185,2	13:34'10.894
2	37.911	19.040	32.006	27.548	1'56.505	184,6	13:36'07.399
3	38.218	19.000	32.266	27.078	1'56.562	184,0	13:38'03.961
4	37.562	19.133	32.367	37.254	2'06.316P	184,9	13:40'10.277
5	1'41.156	18.983	32.106	27.891	3'00.136P	182,4	13:43'10.413
6	38.639	19.028	32.313	27.242	1'57.222	186,9	13:45'07.635
7	39.493	19.396	32.344	27.104	1'58.337	180,9	13:47'05.972
8	37.447	19.143	32.055	27.042	1'55.687	182,4	13:49'01.659
9	37.549	19.226	33.036	27.831	1'57.642	181,2	13:50'59.301
10	43.014	19.512	32.467	27.528	2'02.521	178,2	13:53'01.822
11	36.980	18.717	32.000	26.842	1'54.539	184,3	13:54'56.361
12	40.708	19.818	32.522	27.364	2'00.412	182,7	13:56'56.773

20° 47 R. BERZATI [1'56.018]							
Lap	Seg.1	Seg.2	Seg.3	Seg.4	Lap Time	km/h	Local Time
		19.269	33.847	27.852		187,8	13:32'08.589
1	38.868	19.269	33.459	27.892	1'59.488	185,9	13:34'08.077
2	38.941	19.220	33.168	27.759	1'59.088	184,3	13:36'07.165
3	38.151	19.141	33.422	27.519	1'58.233	183,4	13:38'05.398
4	37.928	19.218	32.803	27.418	1'57.367	183,7	13:40'02.765
5	37.713	18.994	33.228	27.260	1'57.195	185,9	13:41'59.960
6	37.492	19.175	33.987	27.893	1'58.547	183,4	13:43'58.507
7	37.314	18.871	32.650	27.183	1'56.018	187,5	13:45'54.525
8	38.369	19.173	32.907	36.536	2'06.985P	180,6	13:48'01.510
9	1'38.679	19.123	33.594	27.672	2'59.068P	184,6	13:51'00.578
10	41.677	19.307	32.621	27.295	2'00.900	181,8	13:53'01.478
11	41.982	19.363	36.127	32.797	2'10.269	184,0	13:55'11.747

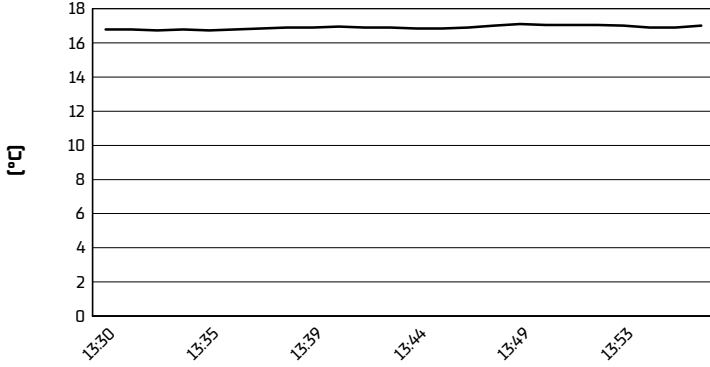
11/04/2025 P = Pits In/Out - C = Lap Time Cancelled

These data/results cannot be reproduced, stored and/or transmitted in whole or in part by any manner of electronic, mechanical, photocopying, recording, broadcasting or otherwise now known or herein after developed without the previous express consent by the copyright owner, except for reproduction in daily press and regular printed publications on sale to the public within 60 days of the event related to those data/results and always provided that copyright symbol appears together as follows below.

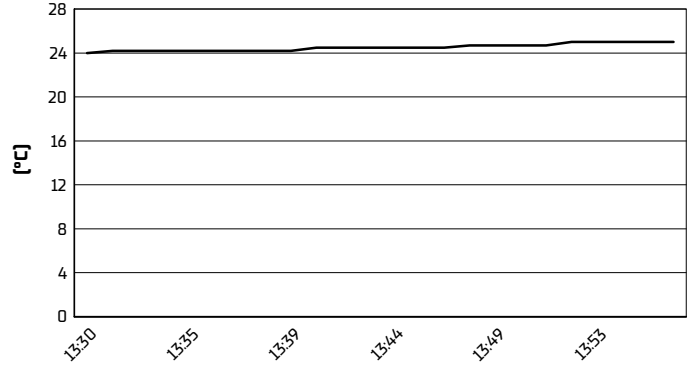
© DORNA WSBK ORGANIZATION Srl 2025

Pirelli Dutch Round, 11-13 April 2025
Weather Report Free Practice 2nd Session
Session started 13:30 - Session ended 13:58

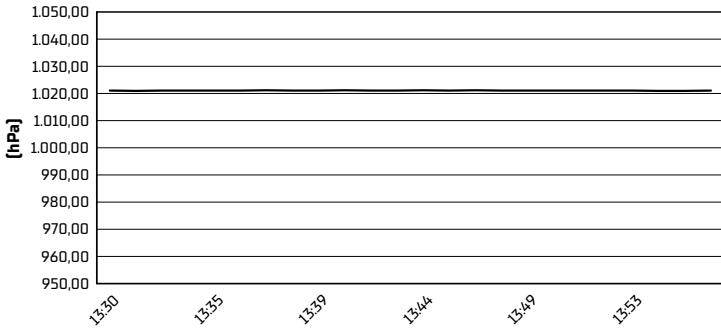
Air Temperature



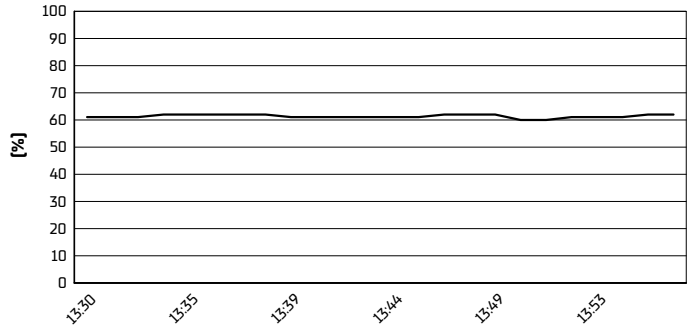
Track Temperature



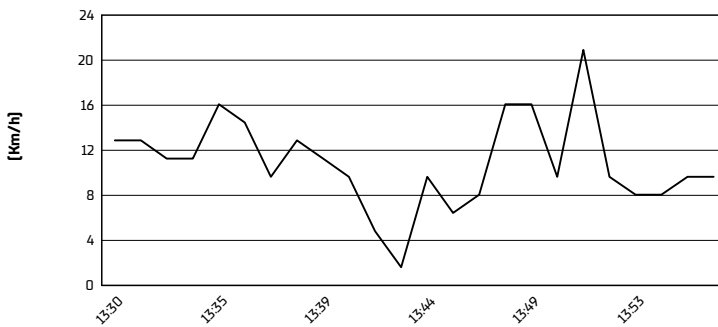
Air Pressure



Humidity



Wind Speed



Wind Direction

