

Pirelli Dutch Round, 11-13 April 2025

Results Qualifying

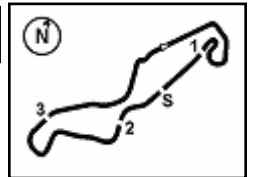
No.	Rider	Nat	Team	Bike	Time	Gap	Rel.	Laps	Speed	
									Avg	Max
1	8 F. KRATOCHWIL	GER	MASS SPORTS Racing by JRP Motorsport	Honda	1'47.096			16	152,678	201,9
2	17 T. WENZEL	GER	Kiefer Racing	Honda	1'47.236	0.140	0.140	14	152,479	199,6
3	21 A. URLAB	GER	Kiefer Racing	Honda	1'47.609	0.513	0.373	11	151,950	197,4
4	23 L. PONTILLO	BEL	Belgian Motorcycle Academy	Honda	1'47.648	0.552	0.039	15	151,895	195,7
5	85 A. BINDER	SUI	ASR Binder Racing	Honda	1'47.975	0.879	0.327	15	151,435	202,6
6	38 T. KITBICHLER	AUT	Racingteam Kitzbichler	Honda	1'48.143	1.047	0.168	15	151,200	197,1
7	20 T. ROLIN	BEL	Belgian Motorcycle Academy	Honda	1'48.345	1.249	0.202	15	150,918	196,0
8	11 R. SIEGERT	GER	Motorace Academy Germany	Honda	1'48.781	1.685	0.436	16	150,313	202,2
9	95 J. KORPORAAL	NED	ADR Racing	Honda	1'48.876	1.780	0.095	10	150,182	203,4
10	7 R. DURDIS	CZE	FS12 Racing Team	Honda	1'49.292	2.196	0.416	16	149,610	198,9
11	96 S. EMPRIN	FRA	Swan96	Honda	1'49.490	2.394	0.198	15	149,340	201,1
12	54 V. MELLGREN	SWE	Nordgren Racing	Honda	1'50.071	2.975	0.581	12	148,551	200,4
13	46 D. PEKKANEN	FIN	DPR team	Honda	1'50.179	3.083	0.108	15	148,406	195,3
14	79 A. VYSKOCIL	CZE	FS12 Racing Team	Honda	1'50.312	3.216	0.133	15	148,227	199,6
15	71 W. KRZELJ	FRA	KRZ RACING TEAM	Honda	1'50.472	3.376	0.160	15	148,012	192,2
16	58 Z. BULTÈ	BEL	Belgian Motorcycle Academy	Honda	1'50.697	3.601	0.225	13	147,711	198,5
17	88 R. NIJLAND	NED	NijlandRacing88	Honda	1'51.058	3.962	0.361	14	147,231	197,8
18	14 G. DI NAPOLI	ITA	RC113 Reparto Corse	Honda	1'51.214	4.118	0.156	14	147,025	197,4
19	9 M. VAN TILBURG	NED	MASS SPORTS Racing by JRP Motorsport	Honda	1'51.822	4.726	0.608	6	146,225	191,8
20	78 T. DEDEA	GER	TUDOR RACING	Honda	1'52.874	5.778	1.052	14	144,862	191,2
21	47 R. BERZATI	SVK	RB-Motorsport	Honda	1'54.011	6.915	1.137	14	143,418	193,2

Qualifying Lap Time (107% of 1'47.096): **1'54.593**

AIR	Humidity:	50%	Temp:	17°C
TRACK	Condition:	Dry	Temp:	24°C

11/04/2025 Start 17:40 End 18:12 The results are provisional until the end of the time limit for protests and appeals and the completion of the technical checks.

These data/results cannot be reproduced, stored and/or transmitted in whole or in part by any manner of electronic, mechanical, photocopying, recording, broadcasting or otherwise now known or herein after developed without the previous express consent by the copyright owner, except for reproduction in daily press and regular printed publications on sale to the public within 60 days of the event related to those data/results and always provided that copyright symbol appears together as follows below.



Pirelli Dutch Round, 11-13 April 2025
Results Qualifying

Session Highlights

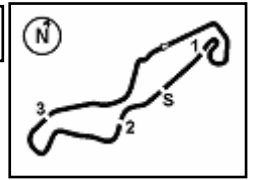
Local Time	No. Rider	Description
17.40.00		Start of Session
17.46.38	88 R. NIJLAND	#88 Lap Time Cancelled [1'51.142] - Course Cutting - Turn 17
17.47.56	88 R. NIJLAND	#88 Lap Cancelled [1'52.109] - Course Cutting on Previous Lap - Turn 17
17.56.36	9 M. VAN TILBURG	#9 Stopped with Technical Problem - Turn 10
18.04.21	21 A. URLAB	#21 Crashed - Turn 10
18.12.42		End of Session

Fastest Laps Sequence

No.	Rider	Nat	Team	Bike	Local Time	Time	Gap	Avg
23	L. PONTILLO	BEL	Belgian Motorcycle Academy	Honda	17:43'39.314	1'49.125		149,839
8	F. KRATOCHWIL	GER	MASS SPORTS Racing by JRP Motorsport	Honda	17:43'41.426	1'47.950	-1.175	151,470
8	F. KRATOCHWIL	GER	MASS SPORTS Racing by JRP Motorsport	Honda	17:45'29.090	1'47.664	-0.286	151,872
8	F. KRATOCHWIL	GER	MASS SPORTS Racing by JRP Motorsport	Honda	17:49'08.092	1'47.507	-0.157	152,094
8	F. KRATOCHWIL	GER	MASS SPORTS Racing by JRP Motorsport	Honda	17:52'46.927	1'47.270	-0.237	152,430
17	T. WENZEL	GER	Kiefer Racing	Honda	18:09'08.151	1'47.236	-0.034	152,479
8	F. KRATOCHWIL	GER	MASS SPORTS Racing by JRP Motorsport	Honda	18:11'40.996	1'47.096	-0.140	152,678

11/04/2025 Start 17:40 End 18:12 The results are provisional until the end of the time limit for protests and appeals and the completion of the technical checks.

These data/results cannot be reproduced, stored and/or transmitted in whole or in part by any manner of electronic, mechanical, photocopying, recording, broadcasting or otherwise now known or herein after developed without the previous express consent by the copyright owner, except for reproduction in daily press and regular printed publications on sale to the public within 60 days of the event related to those data/results and always provided that copyright symbol appears together as follows below.



Pirelli Dutch Round, 11–13 April 2025
Best Sector & Speed Qualifying

BEST LAP			
1	8	F. KRATOCHWIL	Honda 1'47.096
2	17	T. WENZEL	Honda 1'47.236
3	21	A. URLAB	Honda 1'47.609
4	23	L. PONTILLO	Honda 1'47.648
5	85	A. BINDER	Honda 1'47.975
6	38	T. KITBICHLER	Honda 1'48.143
7	20	T. ROLIN	Honda 1'48.345
8	11	R. SIEGERT	Honda 1'48.781
9	95	J. KORPORAAL	Honda 1'48.876
10	7	R. DURDIS	Honda 1'49.292
11	96	S. EMPRIN	Honda 1'49.490
12	54	V. MELLGREN	Honda 1'50.071
13	46	D. PEKKANEN	Honda 1'50.179
14	79	A. VYSKOCIL	Honda 1'50.312
15	71	W. KRZELJ	Honda 1'50.472
16	58	Z. BULTÈ	Honda 1'50.697
17	88	R. NIJLAND	Honda 1'51.058
18	14	G. DI NAPOLI	Honda 1'51.214
19	9	M. VAN TILBURG	Honda 1'51.822
20	78	T. DEDEA	Honda 1'52.874
21	47	R. BERZATI	Honda 1'54.011

SPEED			
1	95	J. KORPORAAL	Honda 203,4
2	85	A. BINDER	Honda 202,6
3	11	R. SIEGERT	Honda 202,2
4	8	F. KRATOCHWIL	Honda 201,9
5	96	S. EMPRIN	Honda 201,1
6	54	V. MELLGREN	Honda 200,4
7	79	A. VYSKOCIL	Honda 199,6
8	17	T. WENZEL	Honda 199,6
9	7	R. DURDIS	Honda 198,9
10	58	Z. BULTÈ	Honda 198,5
11	88	R. NIJLAND	Honda 197,8
12	21	A. URLAB	Honda 197,4
13	14	G. DI NAPOLI	Honda 197,4
14	38	T. KITBICHLER	Honda 197,1
15	20	T. ROLIN	Honda 196,0
16	23	L. PONTILLO	Honda 195,7
17	46	D. PEKKANEN	Honda 195,3
18	47	R. BERZATI	Honda 193,2
19	71	W. KRZELJ	Honda 192,2
20	9	M. VAN TILBURG	Honda 191,8
21	78	T. DEDEA	Honda 191,2

SEG. 1		
1	17	T. WENZEL 34.520
2	21	A. URLAB 34.626
3	23	L. PONTILLO 34.684
4	8	F. KRATOCHWIL 34.685
5	20	T. ROLIN 34.720
6	85	A. BINDER 34.802
7	38	T. KITBICHLER 34.899
8	95	J. KORPORAAL 34.922
9	11	R. SIEGERT 35.015
10	96	S. EMPRIN 35.160
11	7	R. DURDIS 35.183
12	54	V. MELLGREN 35.440
13	79	A. VYSKOCIL 35.519
14	88	R. NIJLAND 35.548
15	46	D. PEKKANEN 35.556
16	58	Z. BULTÈ 35.574
17	14	G. DI NAPOLI 35.578
18	71	W. KRZELJ 35.596
19	9	M. VAN TILBURG 35.715
20	78	T. DEDEA 36.219
21	47	R. BERZATI 36.540

SEG. 2		
1	8	F. KRATOCHWIL 17.194
2	17	T. WENZEL 17.409
3	85	A. BINDER 17.448
4	23	L. PONTILLO 17.464
5	38	T. KITBICHLER 17.483
6	20	T. ROLIN 17.499
7	11	R. SIEGERT 17.512
8	21	A. URLAB 17.527
9	7	R. DURDIS 17.563
10	54	V. MELLGREN 17.600
11	95	J. KORPORAAL 17.600
12	96	S. EMPRIN 17.630
13	46	D. PEKKANEN 17.761
14	58	Z. BULTÈ 17.766
15	79	A. VYSKOCIL 17.780
16	71	W. KRZELJ 17.782
17	88	R. NIJLAND 17.820
18	14	G. DI NAPOLI 18.006
19	9	M. VAN TILBURG 18.124
20	47	R. BERZATI 18.376
21	78	T. DEDEA 18.398

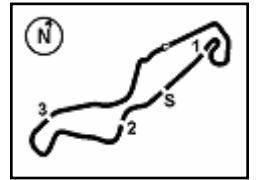
SEG. 3		
1	21	A. URLAB 29.886
2	17	T. WENZEL 29.944
3	23	L. PONTILLO 30.006
4	8	F. KRATOCHWIL 30.113
5	20	T. ROLIN 30.118
6	38	T. KITBICHLER 30.270
7	85	A. BINDER 30.275
8	95	J. KORPORAAL 30.401
9	54	V. MELLGREN 30.424
10	96	S. EMPRIN 30.506
11	11	R. SIEGERT 30.714
12	7	R. DURDIS 30.786
13	46	D. PEKKANEN 30.796
14	58	Z. BULTÈ 30.799
15	71	W. KRZELJ 30.930
16	79	A. VYSKOCIL 30.978
17	14	G. DI NAPOLI 31.028
18	88	R. NIJLAND 31.113
19	78	T. DEDEA 31.116
20	9	M. VAN TILBURG 31.143
21	47	R. BERZATI 31.855

SEG. 4		
1	8	F. KRATOCHWIL 24.838
2	17	T. WENZEL 25.063
3	23	L. PONTILLO 25.163
4	11	R. SIEGERT 25.281
5	21	A. URLAB 25.346
6	38	T. KITBICHLER 25.419
7	85	A. BINDER 25.429
8	20	T. ROLIN 25.493
9	7	R. DURDIS 25.584
10	95	J. KORPORAAL 25.663
11	79	A. VYSKOCIL 25.818
12	54	V. MELLGREN 25.900
13	96	S. EMPRIN 25.957
14	46	D. PEKKANEN 26.056
15	71	W. KRZELJ 26.164
16	88	R. NIJLAND 26.173
17	14	G. DI NAPOLI 26.177
18	58	Z. BULTÈ 26.209
19	9	M. VAN TILBURG 26.219
20	78	T. DEDEA 26.726
21	47	R. BERZATI 26.829

11/04/2025

These data/results cannot be reproduced, stored and/or transmitted in whole or in part by any manner of electronic, mechanical, photocopying, recording, broadcasting or otherwise now known or herein after developed without the previous express consent by the copyright owner, except for reproduction in daily press and regular printed publications on sale to the public within 60 days of the event related to those data/results and always provided that copyright symbol appears together as follows below.

© DORNA WSBK ORGANIZATION Srl 2025



TT Circuit Assen 4.542 m

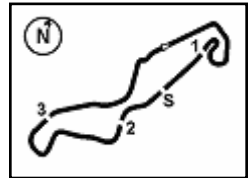
Pirelli Dutch Round, 11-13 April 2025
Ideal Times Qualifying

No.	Rider	Nat	Bike	Seg. 1	Seg. 2	Seg. 3	Seg. 4	Ideal Time		
				Diff. 1	Diff. 2	Diff. 3	Diff. 4	Best Lap	Pos.	Diff.
1	8 F. KRATOCHWIL	GER	Honda	34.685 +0.073	17.194 +0.041	30.113	24.838 +0.152	1'46.830 1'47.096	1	0.266
2	17 T. WENZEL	GER	Honda	34.520 +0.300	17.409	29.944	25.063	1'46.936 1'47.236	2	0.300
3	23 L. PONTILLO	BEL	Honda	34.684 +0.226	17.464 +0.074	30.006 +0.031	25.163	1'47.317 1'47.648	4	0.331
4	21 A. URLAB	GER	Honda	34.626 +0.084	17.527 +0.070	29.886	25.346 +0.070	1'47.385 1'47.609	3	0.224
5	20 T. ROLIN	BEL	Honda	34.720	17.499 +0.189	30.118 +0.257	25.493 +0.069	1'47.830 1'48.345	7	0.515
6	85 A. BINDER	SUI	Honda	34.802	17.448 +0.019	30.275	25.429 +0.002	1'47.954 1'47.975	5	0.021
7	38 T. KITBICHLER	AUT	Honda	34.899	17.483 +0.072	30.270	25.419	1'48.071 1'48.143	6	0.072
8	11 R. SIEGERT	GER	Honda	35.015	17.512 +0.021	30.714	25.281 +0.238	1'48.522 1'48.781	8	0.259
9	95 J. KORPORAAL	NED	Honda	34.922 +0.278	17.600	30.401	25.663 +0.012	1'48.586 1'48.876	9	0.290
10	7 R. DURDIS	CZE	Honda	35.183	17.563	30.786	25.584 +0.176	1'49.116 1'49.292	10	0.176
11	96 S. EMPRIN	FRA	Honda	35.160 +0.058	17.630 +0.150	30.506	25.957 +0.029	1'49.253 1'49.490	11	0.237
12	54 V. MELLGREN	SWE	Honda	35.440 +0.257	17.600 +0.227	30.424 +0.223	25.900	1'49.364 1'50.071	12	0.707
13	79 A. VYSKOCIL	CZE	Honda	35.519	17.780 +0.215	30.978	25.818 +0.002	1'50.095 1'50.312	14	0.217
14	46 D. PEKKANEN	FIN	Honda	35.556 +0.005	17.761	30.796 +0.005	26.056	1'50.169 1'50.179	13	0.010
15	58 Z. BULTÈ	BEL	Honda	35.574 +0.149	17.766 +0.069	30.799 +0.126	26.209 +0.005	1'50.348 1'50.697	16	0.349
16	71 W. KRZELJ	FRA	Honda	35.596	17.782	30.930	26.164	1'50.472 1'50.472	15	
17	88 R. NULAND	NED	Honda	35.548 +0.095	17.820 +0.140	31.113 +0.142	26.173 +0.027	1'50.654 1'51.058	17	0.404
18	14 G. DI NAPOLI	ITA	Honda	35.578	18.006 +0.179	31.028 +0.116	26.177 +0.130	1'50.789 1'51.214	18	0.425
19	9 M. VAN TILBURG	NED	Honda	35.715 +0.253	18.124 +0.175	31.143 +0.063	26.219 +0.130	1'51.201 1'51.822	19	0.621
20	78 T. DEDEA	GER	Honda	36.219	18.398 +0.032	31.116 +0.240	26.726 +0.143	1'52.459 1'52.874	20	0.415
21	47 R. BERZATI	SVK	Honda	36.540 +0.012	18.376	31.855	26.829 +0.399	1'53.600 1'54.011	21	0.411
Overall Ideal Time				34.520	17.194	29.886	24.838	1'46.438		

11/04/2025

These data/results cannot be reproduced, stored and/or transmitted in whole or in part by any manner of electronic, mechanical, photocopying, recording, broadcasting or otherwise now known or herein after developed without the previous express consent by the copyright owner, except for reproduction in daily press and regular printed publications on sale to the public within 60 days of the event related to those data/results and always provided that copyright symbol appears together as follows below.

© DORNA WSBK ORGANIZATION Srl 2025



TT Circuit Assen 4.542 m

3 / 3

13	35.519	17.995	30.978	25.820	1'50.312	193,5	18:07'35.706	3	36.059	18.012	31.226	26.330	1'51.627	194,2	17:47'33.967
14	35.873	18.038	31.349	26.003	1'51.263	193,9	18:09'26.969	4	36.141	18.006	31.498	26.814	1'52.459	194,2	17:49'26.426
15	35.745	17.851	31.037	26.049	1'50.682	194,6	18:11'17.651	5	36.135	18.047	31.219	26.177	1'51.578	196,0	17:51'18.004

15° 71 W. KRZELJ [1'50.472]							
Lap	Seg1	Seg2	Seg3	Seg4	Lap Time	km/h	Local Time
1	36.939	18.191	33.159	27.706	1'53.965	191,5	17:42'03.526
2	36.496	17.931	31.981	26.969	1'53.377	190,1	17:45'50.868
3	36.391	18.206	31.396	26.967	1'52.960	189,5	17:47'43.828
4	36.010	18.029	31.591	27.193	1'52.823	187,5	17:49'36.651
5	36.776	18.281	32.697	35.790	2'03.544P	186,5	17:51'40.195
6	1'35.407	18.725	31.962	26.960	2'53.054P	184,3	17:54'33.249
7	36.552	18.137	31.818	26.863	1'53.370	186,9	17:56'26.619
8	35.891	17.962	31.334	27.019	1'52.206	189,5	17:58'18.825
9	35.788	17.855	31.505	26.714	1'51.862	190,1	18:00'10.687
10	35.899	17.935	31.415	26.517	1'51.766	188,8	18:02'02.453
11	36.323	17.900	31.290	26.423	1'51.936	191,2	18:03'54.389
12	35.689	17.928	31.606	26.306	1'51.529	192,2	18:05'45.918
13	35.596	17.782	30.930	26.164	1'50.472	191,8	18:07'36.390
14	35.932	18.026	31.412	26.380	1'51.750	191,8	18:09'28.140
15	35.633	17.822	30.949	26.305	1'50.709	191,5	18:11'18.849

19° 9 M. VAN TILBURG [1'51.822]							
Lap	Seg1	Seg2	Seg3	Seg4	Lap Time	km/h	Local Time
1	37.358	20.422	35.389	28.167	1'56.517	189,8	17:42'09.198
2	36.295	18.473	31.612	26.414	1'52.794	191,8	17:45'58.509
3	35.968	18.299	31.206	26.349	1'51.822	191,2	17:47'50.331
4	36.204	18.223	31.222	26.767	1'52.416	191,5	17:49'42.747
5	36.130	18.285	31.143	33.171	1'58.729P	191,5	17:51'41.476
6	1'52.913	18.338	31.250	26.219	3'08.720P	191,5	17:54'50.196

16° 58 Z. BULTÈ [1'50.697]							
Lap	Seg1	Seg2	Seg3	Seg4	Lap Time	km/h	Local Time
1	36.901	18.068	31.958	26.558	1'52.805	187,2	17:43'46.622
2	35.754	17.783	31.048	26.411	1'50.996	198,5	17:45'37.618
3	35.574	17.766	30.799	26.601	1'50.740	194,6	17:47'28.358
4	35.723	17.835	30.925	26.214	1'50.697	195,7	17:49'19.055
5	35.676	17.931	31.135	26.239	1'50.981	193,5	17:51'10.036
6	36.430	18.362	31.507	39.210	2'05.509P	188,8	17:53'15.545
7	4'59.569	18.485	32.484	26.792	6'17.330P	190,8	17:59'32.875
8	36.204	18.288	31.535	27.475	1'53.502	189,8	18:01'26.377
9	36.221	18.197	31.393	26.519	1'52.330	191,5	18:03'18.700
10	35.892	18.249	32.036	26.596	1'52.773	190,5	18:05'11.480
11	36.983	18.832	31.841	26.548	1'54.204	183,4	18:07'05.684
12	36.196	18.069	31.551	26.209	1'52.025	194,9	18:08'57.709
13	35.937	18.104	31.245	26.683	1'51.969	192,2	18:10'49.678

20° 78 T. DEDEA [1'52.874]							
Lap	Seg1	Seg2	Seg3	Seg4	Lap Time	km/h	Local Time
1	37.876	18.906	34.023	28.317	1'58.223	189,8	17:42'04.245
2	37.108	18.706	31.672	27.117	1'54.603	188,8	17:45'54.255
3	36.756	18.653	31.698	26.938	1'54.045	188,2	17:47'48.300
4	36.943	18.858	31.393	26.825	1'54.019	183,4	17:49'42.319
5	36.701	18.398	31.116	26.726	1'52.941	191,2	17:51'35.260
6	36.445	18.496	31.675	26.809	1'53.425	188,5	17:53'28.685
7	36.318	18.893	31.831	27.040	1'54.082	183,4	17:55'22.767
8	36.619	19.166	32.350	27.476	1'55.611	187,2	17:57'18.378
9	37.873	18.891	31.974	27.285	1'56.023	185,9	17:59'14.401
10	36.478	18.713	31.561	26.844	1'53.596	186,5	18:01'07.997
11	36.415	18.692	32.815	38.143	2'06.065P	187,8	18:03'14.062
12	1'44.181	18.599	31.694	26.960	3'01.434P	187,2	18:06'15.496
13	37.772	18.611	31.510	26.822	1'54.715	186,9	18:08'10.211
14	36.219	18.430	31.356	26.869	1'52.874	190,5	18:10'03.085

17° 88 R. NIJLAND [1'51.058]							
Lap	Seg1	Seg2	Seg3	Seg4	Lap Time	km/h	Local Time
1	36.011	18.631	32.626	26.793	1'51.934	197,8	17:43'53.510
2	35.728	17.820	31.208	26.386	1'51.142C	197,8	17:45'44.652
3	36.097	18.032	31.672	26.308	1'52.109C	196,4	17:47'36.761
4	35.738	17.996	31.374	26.503	1'51.611	196,0	17:49'28.372
5	35.882	17.906	31.113	26.632	1'51.533	196,7	17:51'19.905
6	35.643	17.960	31.255	26.200	1'51.058	195,3	17:53'10.963
7	35.548	18.183	31.335	26.387	1'51.453	194,2	17:55'02.416
8	35.655	17.892	32.937	40.026	2'06.510P	195,3	17:57'08.926
9	2'52.225	19.084	32.755	26.928	4'10.992P	189,8	18:01'19.918
10	35.792	18.268	31.583	26.441	1'52.084	192,5	18:03'12.002
11	35.940	18.106	32.248	26.617	1'52.911	193,5	18:05'04.913
12	35.854	18.197	31.547	26.316	1'51.914	193,5	18:06'56.827
13	35.900	18.643	38.836	26.507	1'59.886	192,5	18:08'56.713
14	35.746	18.086	31.231	26.380	1'51.443	195,7	18:10'48.156

21° 47 R. BERZATI [1'54.011]							
Lap	Seg1	Seg2	Seg3	Seg4	Lap Time	km/h	Local Time
1	38.861	18.649	32.536	27.168	1'57.214	189,1	17:44'01.423
2	37.689	18.803	32.412	27.033	1'55.937	189,5	17:45'57.360
3	37.342	18.384	32.272	27.308	1'55.306	193,2	17:47'52.666
4	37.295	18.631	32.210	27.303	1'55.439	188,5	17:49'48.105
5	37.125	18.713	32.786	27.417	1'56.041	188,5	17:51'44.146
6	38.261	18.994	32.857	35.210	2'05.322P	184,0	17:53'49.468
7	2'19.451	18.644	33.006	27.387	3'38.488P	187,8	17:57'27.956
8	37.267	18.595	32.032	27.028	1'54.922	188,2	17:59'22.878
9	36.723	18.617	31.989	26.829	1'54.158	187,5	18:01'17.036
10	36.794	18.695	31.983	27.204	1'54.676	186,9	18:03'11.712
11	37.174	18.474	32.331	26.832	1'54.811	188,5	18:05'06.523
12	36.552	18.376	31.855	27.228	1'54.011	188,8	18:07'00.534
13	36.540	18.401	32.318	36.172	2'03.431P	189,1	18:09'03.965
14	1'12.995	19.562	33.986	28.572	2'35.115P	183,7	18:11'39.080

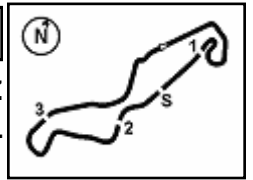
18° 14 G. DI NAPOLI [1'51.214]							
Lap	Seg1	Seg2	Seg3	Seg4	Lap Time	km/h	Local Time
1	36.648	18.167	31.863	26.548	1'53.226	194,2	17:43'50.610
2	36.142	18.046	31.312	26.230	1'51.730	194,9	17:45'42.340

11/04/2025

P = Pits In/Out - C = Lap Time Cancelled

These data/results cannot be reproduced, stored and/or transmitted in whole or in part by any manner of electronic, mechanical, photocopying, recording, broadcasting or otherwise now known or herein after developed without the previous express consent by the copyright owner, except for reproduction in daily press and regular printed publications on sale to the public within 60 days of the event related to those data/results and always provided that copyright symbol appears together as follows below.

© DORNA WSBK ORGANIZATION Srl 2025

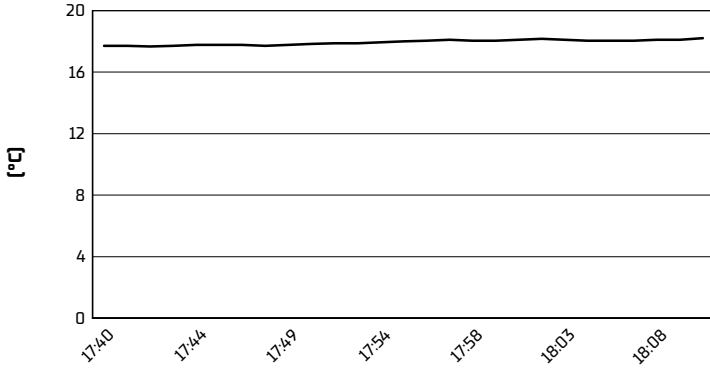


**Pirelli Dutch Round, 11-13 April 2025
Best Laps & Speeds**

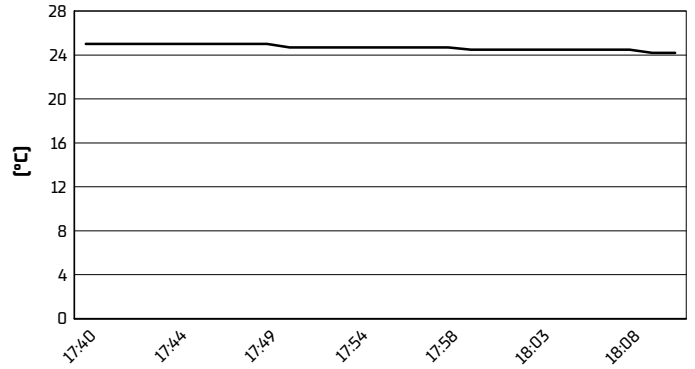
No.	Rider Bike	Nat	Best Lap		FP1		FP2		QP								
			LL	SPD	LL	SPD	LL	SPD	LL	SPD							
1	8 F. KRATOCHWIL Honda	GER	1'47.096 40 201,9		1'49.390 13 198,9		1'48.250 11 197,8		1'47.096 16 201,9								
2	17 T. WENZEL Honda	GER	1'47.236 40 199,6		1'49.570 13 198,9		1'49.235 13 196,7		1'47.236 14 199,6								
3	21 A. URLAB Honda	GER	1'47.609 37 198,5		1'49.429 13 197,1		1'48.570 13 198,5		1'47.609 11 197,4								
4	23 L. PONTILLO Honda	BEL	1'47.648 38 195,7		1'49.749 11 190,1		1'48.618 12 190,8		1'47.648 15 195,7								
5	85 A. BINDER Honda	SUI	1'47.975 29 202,6		1'49.645 13 196,7		1 171,2		1'47.975 15 202,6								
6	38 T. KITBICHLER Honda	AUT	1'48.143 39 197,1		1'51.084 12 193,9		1'50.181 12 192,2		1'48.143 15 197,1								
7	20 T. ROLIN Honda	BEL	1'48.345 40 196,0		1'51.583 12 193,2		1'49.473 13 195,7		1'48.345 15 196,0								
8	11 R. SIEGERT Honda	GER	1'48.781 38 202,2		1'51.521 10 196,7		1'50.343 12 197,8		1'48.781 16 202,2								
9	95 J. KORPORAAL Honda	NED	1'48.876 33 203,4		1'52.637 12 200,0		1'50.075 11 202,6		1'48.876 10 203,4								
10	7 R. DURDIS Honda	CZE	1'49.292 41 198,9		1'52.210 12 197,4		1'51.137 13 197,1		1'49.292 16 198,9								
11	96 S. EMPRIN Honda	FRA	1'49.316 40 201,1		1'50.323 13 198,9		1'49.316 12 196,7		1'49.490 15 201,1								
12	54 V. MELLGREN Honda	SWE	1'50.071 32 200,4		1'51.184 10 197,1		1'50.308 10 194,2		1'50.071 12 200,4								
13	46 D. PEKKANEN Honda	FIN	1'50.179 34 195,3		1'55.761 7 191,2		1'53.256 12 193,2		1'50.179 15 195,3								
14	79 A. VYSKOCIL Honda	CZE	1'50.312 28 199,6		2'00.121 1 196,0		1'53.475 12 192,2		1'50.312 15 199,6								
15	71 W. KRZELJ Honda	FRA	1'50.472 31 192,2		1'53.498 8 187,2		1'51.317 8 185,6		1'50.472 15 192,2								
16	58 Z. BULTÈ Honda	BEL	1'50.697 38 198,5		1'52.589 12 193,2		1'52.596 13 195,3		1'50.697 13 198,5								
17	88 R. NIJLAND Honda	NED	1'51.058 37 197,8		1'54.250 12 194,6		1'53.117 11 195,3		1'51.058 14 197,8								
18	14 G. DI NAPOLI Honda	ITA	1'51.214 38 197,4		1'53.517 12 194,2		1'51.261 12 194,9		1'51.214 14 197,4								
19	9 M. VAN TILBURG Honda	NED	1'51.822 29 192,9		1'54.041 12 191,8		1'52.311 11 192,9		1'51.822 6 191,8								
20	78 T. DEDEA Honda	GER	1'52.874 36 191,2		1'59.123 10 188,8		1'54.539 12 186,9		1'52.874 14 191,2								
21	47 R. BERZATI Honda	SVK	1'54.011 37 193,2		1'58.918 12 190,8		1'56.018 11 187,8		1'54.011 14 193,2								

Pirelli Dutch Round, 11-13 April 2025
Weather Report Qualifying
Session started 17:40 - Session ended 18:12

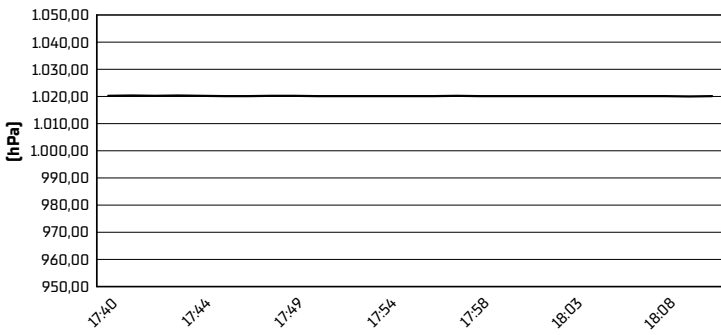
Air Temperature



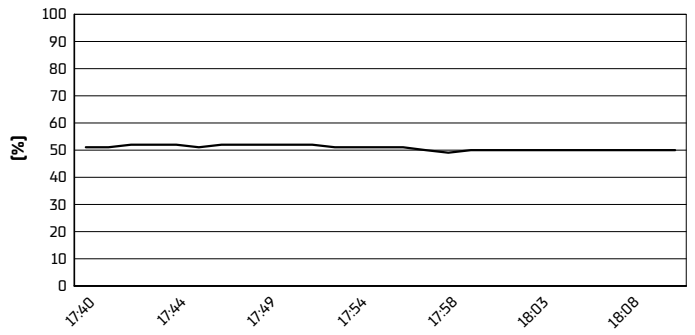
Track Temperature



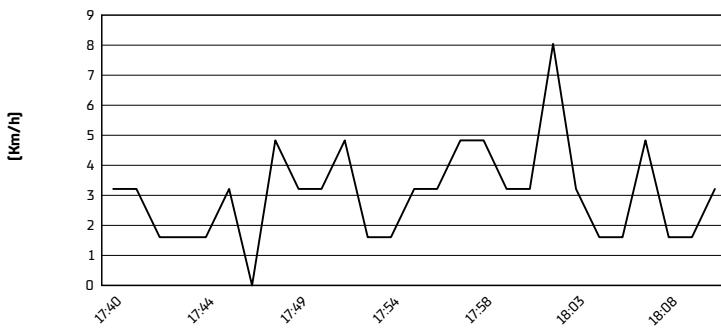
Air Pressure



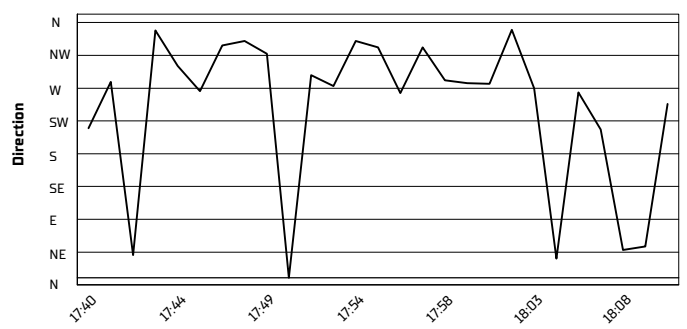
Humidity

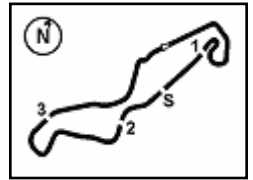


Wind Speed



Wind Direction





TT Circuit Assen 4.542 m

Pirelli Dutch Round, 11-13 April 2025

Starting Grid - Race 1 [14 Laps x 4,542 km = 63,588 km]

1	1	8 KRATOCHWIL F. Honda 1'47.096	2	17 WENZEL T. Honda 1'47.236	3	21 URLAB A. Honda 1'47.609
2	4	23 PONTILLO L. Honda 1'47.648	5	85 BINDER A. Honda 1'47.975	6	20 ROLIN T. Honda 1'48.345
3	7	11 SIEGERT R. Honda 1'48.781	8	95 KORPORAAL J. Honda 1'48.876	9	7 DURDIS R. Honda 1'49.292
4	10	96 EMPRIN S. Honda 1'49.490	11	54 MELLGREN V. Honda 1'50.071	12	46 PEKKANEN D. Honda 1'50.179
5	13	79 VYSKOCIL A. Honda 1'50.312	14	71 KRZELJ W. Honda 1'50.472	15	58 BULTÈ Z. Honda 1'50.697
6	16	88 NIJLAND R. Honda 1'51.058	17	14 DI NAPOLI G. Honda 1'51.214	18	9 VAN TILBURG M. Honda 1'51.822
7	19	78 DEDEA T. Honda 1'52.874	20	47 BERZATI R. Honda 1'54.011	21	38 KITBICHLER T. Honda