

Pirelli Dutch Round, 11-13 April 2025
Results Race 1

Laps 14 = 63,588 Km - Time of Race 25'27.002 - Avg. 149,913 km/h

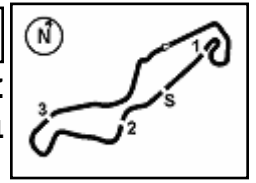
Pos	Grid	No. Rider	Nat	Team	Bike	LL	Gap	Rel.	Fastest Lap	Speed	Qualifying	Speed
1	1	8 F. KRATOCHWIL	GER	MASS SPORTS Racing by JRP Motorsport	Honda	14			1'47.911	201,1	1'47.096	201,9
2	3	21 A. URLAB	GER	Kiefer Racing	Honda	14	0.240	0.240	1'47.790	201,1	1'47.609	197,4
3	P 2	17 T. WENZEL	GER	Kiefer Racing	Honda	14	0.300	0.060	1'47.676	194,9	1'47.236	199,6
4	10	96 S. EMPRIN	FRA	Swan96	Honda	14	0.488	0.188	1'47.677	200,7	1'49.490	201,1
5	4	23 L. PONTILLO	BEL	Belgian Motorcycle Academy	Honda	14	13.846	13.358	1'48.826	194,9	1'47.648	195,7
6	5	85 A. BINDER	SUI	ASR Binder Racing	Honda	14	14.024	0.178	1'48.515	197,4	1'47.975	202,6
7	6	20 T. ROLIN	BEL	Belgian Motorcycle Academy	Honda	14	14.123	0.099	1'48.818	198,5	1'48.345	196,0
8	8	95 J. KORPORAAL	NED	ADR Racing	Honda	14	27.156	13.033	1'48.973	206,1	1'48.876	203,4
9	21	38 T. KITBICHLER	AUT	Racingteam Kitzbichler	Honda	14	37.122	9.966	1'50.567	196,7	1'48.143	197,1
10	13	79 A. VYSKOCIL	CZE	FS12 Racing Team	Honda	14	37.267	0.145	1'50.695	196,4	1'50.312	199,6
11	17	14 G. DI NAPOLI	ITA	RC113 Reparto Corse	Honda	14	37.545	0.278	1'50.637	197,4	1'51.214	197,4
12	12	46 D. PEKKANEN	FIN	DPR team	Honda	14	44.690	7.145	1'50.737	196,0	1'50.179	195,3
13	18	9 M. VAN TILBURG	NED	MASS SPORTS Racing by JRP Motorsport	Honda	14	46.911	2.221	1'51.362	190,5	1'51.822	191,8
14	15	58 Z. BULTÉ	BEL	Belgian Motorcycle Academy	Honda	14	57.405	10.494	1'51.343	191,2	1'50.697	198,5
15	14	71 W. KRZELJ	FRA	KRZ RACING TEAM	Honda	14	1'01.049	3.644	1'52.072	189,8	1'50.472	192,2
16	16	88 R. NIJLAND	NED	NijlandRacing88	Honda	14	1'03.314	2.265	1'51.875	197,8	1'51.058	197,8
17	20	47 R. BERZATI	SVK	RB-Motorsport	Honda	14	1'45.278	41.964	1'55.262	191,2	1'54.011	193,2
18	11	54 V. MELLGREN	SWE	Nordgren Racing	Honda	13	1 Lap	1 Lap	1'52.183	191,8	1'50.071	200,4
-----Not Classified-----												
RET	7	11 R. SIEGERT	GER	Motorace Academy Germany	Honda	13	1 Lap		1'48.692	202,2	1'48.781	202,2
RET	9	7 R. DURDIS	CZE	FS12 Racing Team	Honda	8	6 Laps		1'50.354	196,7	1'49.292	198,9
RET	19	78 T. DEDEA	GER	TUDOR RACING	Honda	3	11 Laps		1'53.241	193,2	1'52.874	191,2

AIR	Humidity:	35%	Temp:	23°C
TRACK	Condition:	Dry	Temp:	28°C

Race Fastest Lap	[New Record]	Lap 6	T.Wenzel	1'47.676	151,856 Km/h
------------------	--------------	-------	----------	----------	--------------

12/04/2025 Start 16:23 End 16:52 The results are provisional until the end of the time limit for protests and appeals and the completion of the technical checks.

These data/results cannot be reproduced, stored and/or transmitted in whole or in part by any manner of electronic, mechanical, photocopying, recording, broadcasting or otherwise now known or herein after developed without the previous express consent by the copyright owner, except for reproduction in daily press and regular printed publications on sale to the public within 60 days of the event related to those data/results and always provided that copyright symbol appears together as follows below.



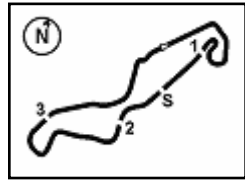
**Pirelli Dutch Round, 11-13 April 2025
Results Race 1**

Race Highlights

Time	No. Rider	Description
16.20.18		Warm Up Lap Started
16.23.05		Start of Session
16.23.13	54 V. MELLGREN	#54 Crashed - Turn Finish Line
16.23.55	54 V. MELLGREN	#54 Exited Pit Lane
16.24.09	54 V. MELLGREN	#54 Rejoined
16.24.57		No Jump Starts
16.28.54	7 R. DURDIS	#7 Long Lap Penalty - Irresponsible Riding
16.29.26	78 T. DEDEA	#78 Crashed - Turn 5
16.30.17	78 T. DEDEA	#78 Not Actively Competing
16.35.35	7 R. DURDIS	#7 2X Long Lap Penalty - Ignoring Long Lap Penalty
16.36.31	7 R. DURDIS	#7 1 of 2X Long Lap Penalty Completed
16.38.21	7 R. DURDIS	#7 2 of 2X Long Lap Penalty Completed
16.38.30	7 R. DURDIS	#7 Crashed - Turn 4
16.38.55	7 R. DURDIS	#7 Not Actively Competing
16.39.24		2/3 of Race Distance Completed
16.39.36	95 J. KORPORAAL	#95 On the Gravel - Rejoined - Turn 17
16.45.17	11 R. SIEGERT	#11 Track Limits Warning
16.47.29	11 R. SIEGERT	#11 Crashed - Turn 5
16.48.35		Results Under Review
16.49.11	11 R. SIEGERT	#11 Not Actively Competing
16.50.11	17 T. WENZEL	#17 Penalized to Drop 1 Position - Exceeded Track Limits on Final Lap - Turn 17
16.51.57		Results Confirmed
16.52.11		End of Session

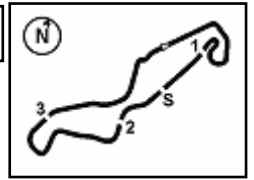
12/04/2025 Start End The results are provisional until the end of the time limit for protests and appeals and the completion of the technical checks.

These data/results cannot be reproduced, stored and/or transmitted in whole or in part by any manner of electronic, mechanical, photocopying, recording, broadcasting or otherwise now known or herein after developed without the previous express consent by the copyright owner, except for reproduction in daily press and regular printed publications on sale to the public within 60 days of the event related to those data/results and always provided that copyright symbol appears together as follows below.



Pirelli Dutch Round, 11–13 April 2025
Riders Standings

	Points	Points From First	Points From Previous	April 13 ASSEN	May 11 OSCHERSLEBEN	June 22 MOST	July 13 SACHSENRING	July 20 BRNO	September 7 NÜRBURGRING	September 21 ASSEN									
1 KRATOCHWIL Fynn [GER]	25			25 1															
2 URLAB Anina [GER]	20	5		20 2															
3 WENZEL Thias [GER]	16	9	4	16 3															
4 EMPRIN Swan [FRA]	13	12	3	13 4															
5 PONTILLO Lorenzo [BEL]	11	14	2	11 5															
6 BINDER Alessandro [SUI]	10	15	1	10 6															
7 ROLIN Tom [BEL]	9	16	1	9 7															
8 KORPORAAL Jaylen [NED]	8	17	1	8 8															
9 KITBICHLER Tobias [AUT]	7	18	1	7 9															
10 VYSKOCIL Adam [CZE]	6	19	1	6 10															
11 DI NAPOLI Giulio [ITA]	5	20	1	5 11															
12 PEKKANEN Domi [FIN]	4	21	1	4 12															
13 VAN TILBURG Manny [NED]	3	22	1	3 13															
14 BULTÈ Zenno [BEL]	2	23	1	2 14															
15 KRZELJ William [FRA]	1	24	1	1 15															



Pirelli Dutch Round, 11-13 April 2025
Best Sectors & Speed Race 1

RESULTS			
1	8	F. KRATOCHWIL	Honda
2	21	A. URLAB	Honda
3	17	T. WENZEL	Honda
4	96	S. EMPRIN	Honda
5	23	L. PONTILLO	Honda
6	85	A. BINDER	Honda
7	20	T. ROLIN	Honda
8	95	J. KORPORAAL	Honda
9	38	T. KITBICHLER	Honda
10	79	A. VYSKOCIL	Honda
11	14	G. DI NAPOLI	Honda
12	46	D. PEKKANEN	Honda
13	9	M. VAN TILBURG	Honda
14	58	Z. BULTÈ	Honda
15	71	W. KRZELJ	Honda
16	88	R. NIJLAND	Honda
17	47	R. BERZATI	Honda
18	54	V. MELLGREN	Honda
RET	11	R. SIEGERT	Honda
RET	7	R. DURDIS	Honda
RET	78	T. DEDEA	Honda
			Laps 14
			0.240
			0.300
			0.488
			13.846
			14.024
			14.123
			27.156
			37.122
			37.267
			37.545
			44.690
			46.911
			57.405
			1'01.049
			1'03.314
			1'45.278
			1 Lap
			1 Lap
			6 Laps
			11 Laps

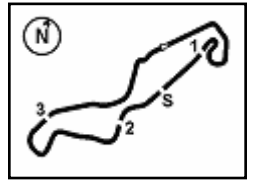
SPEED			
1	95	J. KORPORAAL	Honda
2	11	R. SIEGERT	Honda
3	8	F. KRATOCHWIL	Honda
4	21	A. URLAB	Honda
5	96	S. EMPRIN	Honda
6	20	T. ROLIN	Honda
7	88	R. NIJLAND	Honda
8	14	G. DI NAPOLI	Honda
9	85	A. BINDER	Honda
10	38	T. KITBICHLER	Honda
11	7	R. DURDIS	Honda
12	79	A. VYSKOCIL	Honda
13	46	D. PEKKANEN	Honda
14	23	L. PONTILLO	Honda
15	17	T. WENZEL	Honda
16	78	T. DEDEA	Honda
17	54	V. MELLGREN	Honda
18	58	Z. BULTÈ	Honda
19	47	R. BERZATI	Honda
20	9	M. VAN TILBURG	Honda
21	71	W. KRZELJ	Honda
			206,1
			202,2
			201,1
			201,1
			200,7
			198,5
			197,8
			197,4
			197,4
			196,7
			196,7
			196,4
			196,0
			194,9
			194,9
			193,2
			191,8
			191,2
			190,5
			189,8

SEG. 1		SEG. 2		SEG. 3		SEG. 4									
1	21	A. URLAB	34.854	1	8	F. KRATOCHWIL	17.296	1	21	A. URLAB	29.717	1	8	F. KRATOCHWIL	25.050
2	96	S. EMPRIN	34.860	2	21	A. URLAB	17.534	2	17	T. WENZEL	29.767	2	17	T. WENZEL	25.282
3	8	F. KRATOCHWIL	34.899	3	11	R. SIEGERT	17.571	3	96	S. EMPRIN	29.808	3	21	A. URLAB	25.336
4	17	T. WENZEL	34.935	4	17	T. WENZEL	17.600	4	23	L. PONTILLO	29.840	4	96	S. EMPRIN	25.338
5	11	R. SIEGERT	35.043	5	96	S. EMPRIN	17.603	5	20	T. ROLIN	30.016	5	23	L. PONTILLO	25.342
6	95	J. KORPORAAL	35.098	6	20	T. ROLIN	17.615	6	8	F. KRATOCHWIL	30.034	6	11	R. SIEGERT	25.375
7	23	L. PONTILLO	35.121	7	95	J. KORPORAAL	17.720	7	85	A. BINDER	30.063	7	85	A. BINDER	25.405
8	20	T. ROLIN	35.191	8	23	L. PONTILLO	17.722	8	95	J. KORPORAAL	30.085	8	20	T. ROLIN	25.469
9	85	A. BINDER	35.204	9	7	R. DURDIS	17.753	9	11	R. SIEGERT	30.109	9	95	J. KORPORAAL	25.472
10	7	R. DURDIS	35.490	10	85	A. BINDER	17.771	10	46	D. PEKKANEN	30.638	10	7	R. DURDIS	25.757
11	38	T. KITBICHLER	35.503	11	14	G. DI NAPOLI	17.837	11	58	Z. BULTÈ	30.700	11	38	T. KITBICHLER	25.869
12	14	G. DI NAPOLI	35.603	12	38	T. KITBICHLER	17.839	12	71	W. KRZELJ	30.713	12	79	A. VYSKOCIL	25.897
13	9	M. VAN TILBURG	35.610	13	46	D. PEKKANEN	17.925	13	14	G. DI NAPOLI	30.772	13	14	G. DI NAPOLI	26.023
14	46	D. PEKKANEN	35.638	14	79	A. VYSKOCIL	17.927	14	38	T. KITBICHLER	30.781	14	46	D. PEKKANEN	26.078
15	79	A. VYSKOCIL	35.778	15	58	Z. BULTÈ	18.172	15	7	R. DURDIS	30.801	15	9	M. VAN TILBURG	26.115
16	88	R. NIJLAND	35.793	16	88	R. NIJLAND	18.186	16	79	A. VYSKOCIL	30.875	16	58	Z. BULTÈ	26.177
17	71	W. KRZELJ	35.994	17	71	W. KRZELJ	18.248	17	54	V. MELLGREN	30.880	17	88	R. NIJLAND	26.333
18	78	T. DEDEA	36.056	18	9	M. VAN TILBURG	18.279	18	9	M. VAN TILBURG	30.885	18	71	W. KRZELJ	26.621
19	58	Z. BULTÈ	36.111	19	54	V. MELLGREN	18.377	19	88	R. NIJLAND	31.120	19	54	V. MELLGREN	26.646
20	54	V. MELLGREN	36.152	20	78	T. DEDEA	18.389	20	78	T. DEDEA	31.431	20	47	R. BERZATI	27.076
21	47	R. BERZATI	36.922	21	47	R. BERZATI	18.695	21	47	R. BERZATI	31.993	21	78	T. DEDEA	27.147

12/04/2025

These data/results cannot be reproduced, stored and/or transmitted in whole or in part by any manner of electronic, mechanical, photocopying, recording, broadcasting or otherwise now known or herein after developed without the previous express consent by the copyright owner, except for reproduction in daily press and regular printed publications on sale to the public within 60 days of the event related to those data/results and always provided that copyright symbol appears together as follows below.

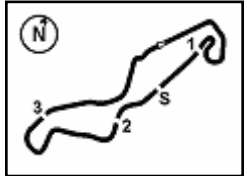
© DORNA WSBK ORGANIZATION Srl 2025



Pirelli Dutch Round, 11-13 April 2025
Lap Chart Race 1

	Lap													
	1	2	3	4	5	6	7	8	9	10	11	12	13	14
1	8	8	8	8	8	8	17	17	17	17	21	21	17	8
2	17	17	17	17	17	17	8	21	8	21	8	8	96	17
3	85	21	21	21	21	21	21	8	21	8	96	17	8	21
4	21	96	96	96	96	96	96	96	96	96	17	96	21	96
5	23	85	85	85	23	23	11	85	85	11	85	11	11	23
6	96	20	23	23	85	85	85	11	11	85	11	23	85	85
7	20	23	20	20	20	11	23	95	23	23	23	85	23	20
8	95	11	11	11	11	20	95	20	20	20	20	20	20	95
9	11	95	95	95	95	95	20	23	95	95	95	95	95	38
10	14	38	38	7	7	7	7	38	38	38	14	14	14	79
11	38	7	7	38	38	38	38	14	14	14	38	38	38	14
12	7	14	14	14	14	14	14	79	79	79	79	79	79	46
13	79	79	79	79	79	79	79	7	46	46	9	46	46	9
14	58	58	9	9	9	9	46	46	9	9	46	9	9	58
15	9	9	58	58	58	46	9	9	58	58	58	58	58	71
16	46	46	46	46	46	58	58	58	88	88	71	71	71	88
17	71	71	71	71	71	88	71	88	71	71	88	88	88	47
18	88	88	88	88	88	71	88	71	47	47	47	47	47	47
19	78	78	78	47	47	47	47	47	54	54	54	54	54	
20	47	47	47	54	54	54	54	54						
21	54	54	54											

Final Result		
1	8 F. KRATOCHWIL	Laps 14
2	21 A. URLAB	0.240
3	17 T. WENZEL (P)	0.300
4	96 S. EMPRIN	0.488
5	23 L. PONTILLO	13.846
6	85 A. BINDER	14.024
7	20 T. ROLIN	14.123
8	95 J. KORPORAAL	27.156
9	38 T. KITBICHLER	37.122
10	79 A. VYSKOCIL	37.267
11	14 G. DI NAPOLI	37.545
12	46 D. PEKKANEN	44.690
13	9 M. VAN TILBURG	46.911
14	58 Z. BULTÉ	57.405
15	71 W. KRZELJ	1'01.049
16	88 R. NIJLAND	1'03.314
17	47 R. BERZATI	1'45.278
18	54 V. MELLGREN	1 Lap
RET	11 R. SIEGERT	1 Lap
RET	7 R. DURDIS	6 Laps
RET	78 T. DEDEA	11 Laps


Pirelli Dutch Round, 11-13 April 2025
Lap Chart Race 1
2 / 4
Lap 1

1	8	F.Kratochwil	1'55.716
2	17	T.Wenzel	0.303
3	85	A.Binder	0.557
4	21	A.Urlab	0.601
5	23	L.Pontillo	0.778
6	96	S.Emprin	1.206
7	20	T.Rolin	1.310
8	95	J.Korporaal	1.700
9	11	R.Siegert	1.846
10	14	G.Di Napoli	2.714
11	38	T.Kitbichler	2.847
12	7	R.Durdis	3.627
13	79	A.Vyskocil	3.680
14	58	Z.Bultè	4.389
15	9	M.Van Tilburg	4.979
16	46	D.Pekkanen	5.336
17	71	W.Krzelj	5.744
18	88	R.Nijland	7.457
19	78	T.Dedeza	7.579
20	47	R.Berzati	8.432
21	54	V.Mellgren	1'00.748

Lap 2

1	8	F.Kratochwil	3'44.717
2	17	T.Wenzel	0.380
3	21	A.Urlab	0.702
4	96	S.Emprin	0.998
5	85	A.Binder	1.731
6	20	T.Rolin	1.834
7	23	L.Pontillo	1.912
8	11	R.Siegert	2.442
9	95	J.Korporaal	2.528
10	38	T.Kitbichler	5.117
11	7	R.Durdis	5.610
12	14	G.Di Napoli	5.678
13	79	A.Vyskocil	6.000
14	58	Z.Bultè	7.492
15	9	M.Van Tilburg	8.570
16	46	D.Pekkanen	9.039
17	71	W.Krzelj	9.992
18	88	R.Nijland	11.688
19	78	T.Dedeza	12.162
20	47	R.Berzati	14.693
21	54	V.Mellgren	1'07.778

Lap 3

1	8	F.Kratochwil	5'33.205
2	17	T.Wenzel	0.416
3	21	A.Urlab	0.945
4	96	S.Emprin	1.148
5	85	A.Binder	2.196
6	23	L.Pontillo	2.252
7	20	T.Rolin	3.042
8	11	R.Siegert	3.306
9	95	J.Korporaal	3.323
10	38	T.Kitbichler	7.564
11	7	R.Durdis	7.903
12	14	G.Di Napoli	7.950
13	79	A.Vyskocil	8.207
14	9	M.Van Tilburg	12.065
15	58	Z.Bultè	12.194
16	46	D.Pekkanen	12.411
17	71	W.Krzelj	15.120
18	88	R.Nijland	16.566
19	78	T.Dedeza	16.915
20	47	R.Berzati	22.648
21	54	V.Mellgren	1'13.285

Lap 4

1	8	F.Kratochwil	7'21.180
2	17	T.Wenzel	0.502

3	21	A.Urlab	1.184
4	96	S.Emprin	1.564
5	85	A.Binder	3.708
6	23	L.Pontillo	3.940
7	20	T.Rolin	3.970
8	11	R.Siegert	4.143
9	95	J.Korporaal	5.125
10	7	R.Durdis	10.282
11	38	T.Kitbichler	10.418
12	14	G.Di Napoli	10.612
13	79	A.Vyskocil	11.458
14	9	M.Van Tilburg	15.799
15	58	Z.Bultè	16.373
16	46	D.Pekkanen	16.674
17	71	W.Krzelj	19.981
18	88	R.Nijland	21.276
19	47	R.Berzati	31.068
20	54	V.Mellgren	1'19.266

Lap 5

1	8	F.Kratochwil	9'09.304
2	17	T.Wenzel	0.386
3	21	A.Urlab	1.265
4	96	S.Emprin	1.534
5	23	L.Pontillo	5.308
6	85	A.Binder	5.431
7	20	T.Rolin	5.939
8	11	R.Siegert	5.996
9	95	J.Korporaal	6.239
10	7	R.Durdis	12.989
11	38	T.Kitbichler	13.073
12	14	G.Di Napoli	13.279
13	79	A.Vyskocil	14.265
14	9	M.Van Tilburg	19.595
15	58	Z.Bultè	19.672
16	46	D.Pekkanen	19.973
17	71	W.Krzelj	24.630
18	88	R.Nijland	25.027
19	47	R.Berzati	39.755
20	54	V.Mellgren	1'24.136

Lap 6

1	8	F.Kratochwil	10'57.215
2	17	T.Wenzel	0.151
3	21	A.Urlab	1.144
4	96	S.Emprin	1.300
5	23	L.Pontillo	6.872
6	85	A.Binder	7.119
7	11	R.Siegert	7.206
8	20	T.Rolin	7.244
9	95	J.Korporaal	7.732
10	7	R.Durdis	15.783
11	38	T.Kitbichler	15.852
12	14	G.Di Napoli	16.014
13	79	A.Vyskocil	17.168
14	9	M.Van Tilburg	23.298
15	46	D.Pekkanen	23.618
16	58	Z.Bultè	24.336
17	88	R.Nijland	29.463
18	71	W.Krzelj	29.909
19	47	R.Berzati	47.282
20	54	V.Mellgren	1'28.940

Lap 7

1	17	T.Wenzel	12'45.771
2	8	F.Kratochwil	0.235
3	21	A.Urlab	0.539
4	96	S.Emprin	0.704
5	11	R.Siegert	7.737
6	85	A.Binder	7.946
7	23	L.Pontillo	7.979
8	95	J.Korporaal	8.149
9	20	T.Rolin	8.440

10	7	R.Durdis	17.781
11	38	T.Kitbichler	17.863
12	14	G.Di Napoli	18.170
13	79	A.Vyskocil	19.475
14	46	D.Pekkanen	25.909
15	9	M.Van Tilburg	26.332
16	58	Z.Bultè	27.123
17	71	W.Krzelj	33.759
18	88	R.Nijland	33.967
19	47	R.Berzati	54.440
20	54	V.Mellgren	1'33.251

Lap 8

1	17	T.Wenzel	14'32.082
2	21	A.Urlab	0.244
3	8	F.Kratochwil	0.365
4	96	S.Emprin	0.649
5	85	A.Binder	9.076
6	11	R.Siegert	9.417
7	95	J.Korporaal	10.790
8	20	T.Rolin	10.818
9	23	L.Pontillo	10.986
10	38	T.Kitbichler	20.461
11	14	G.Di Napoli	20.678
12	79	A.Vyskocil	22.007
13	7	R.Durdis	23.207
14	46	D.Pekkanen	28.925
15	9	M.Van Tilburg	29.383
16	58	Z.Bultè	30.738
17	88	R.Nijland	38.436
18	71	W.Krzelj	38.964
19	47	R.Berzati	1'01.667
20	54	V.Mellgren	1'37.123

Lap 9

1	17	T.Wenzel	16'22.360
2	8	F.Kratochwil	0.192
3	21	A.Urlab	0.490
4	96	S.Emprin	0.538
5	85	A.Binder	10.473
6	11	R.Siegert	10.534
7	23	L.Pontillo	12.317
8	20	T.Rolin	12.446
9	95	J.Korporaal	15.244
10	38	T.Kitbichler	22.925
11	14	G.Di Napoli	23.279
12	79	A.Vyskocil	24.926
13	46	D.Pekkanen	32.443
14	9	M.Van Tilburg	33.054
15	58	Z.Bultè	35.291
16	88	R.Nijland	42.600
17	71	W.Krzelj	43.056
18	47	R.Berzati	1'09.769
19	54	V.Mellgren	1'41.514

Lap 10

1	17	T.Wenzel	18'11.479
2	21	A.Urlab	0.023
3	8	F.Kratochwil	0.236
4	96	S.Emprin	0.452
5	11	R.Siegert	11.898
6	85	A.Binder	11.973
7	23	L.Pontillo	12.402
8	20	T.Rolin	12.610
9	95	J.Korporaal	17.666
10	38	T.Kitbichler	25.233
11	14	G.Di Napoli	25.423
12	79	A.Vyskocil	27.439
13	46	D.Pekkanen	35.060
14	9	M.Van Tilburg	35.621
15	58	Z.Bultè	40.019
16	88	R.Nijland	46.729
17	71	W.Krzelj	47.102

18	47	R.Berzati	1'16.671
19	54	V.Mellgren	1'45.407

Lap 11

1	21	A.Urlab	20'00.597
2	8	F.Kratochwil	0.196
3	96	S.Emprin	0.341
4	17	T.Wenzel	0.400
5	85	A.Binder	12.239
6	11	R.Siegert	12.275
7	23	L.Pontillo	12.345
8	20	T.Rolin	12.604
9	95	J.Korporaal	19.047
10	14	G.Di Napoli	27.639
11	38	T.Kitbichler	27.695
12	79	A.Vyskocil	29.740
13	9	M.Van Tilburg	38.027
14	46	D.Pekkanen	38.274
15	58	Z.Bultè	44.396
16	71	W.Krzelj	50.985
17	88	R.Nijland	51.071
18	47	R.Berzati	1'22.971
19	54	V.Mellgren	

Lap 12

1	21	A.Urlab	21'49.558
2	8	F.Kratochwil	0.116
3	17	T.Wenzel	0.234
4	96	S.Emprin	0.376
5	11	R.Siegert	12.578
6	23	L.Pontillo	12.746
7	85	A.Binder	12.889
8	20	T.Rolin	12.987
9	95	J.Korporaal	20.172
10	14	G.Di Napoli	30.626
11	38	T.Kitbichler	30.790
12	79	A.Vyskocil	32.178
13	46	D.Pekkanen	40.379
14	9	M.Van Tilburg	40.508
15	58	Z.Bultè	48.473
16	71	W.Krzelj	54.322
17	88	R.Nijland	55.223
18	47	R.Berzati	1'29.560
19	54	V.Mellgren	

Lap 13

1	17	T.Wenzel	23'38.603
2	96	S.Emprin	0.184
3	8	F.Kratochwil	0.328
4	21	A.Urlab	0.406
5	11	R.Siegert	12.225
6	85	A.Binder	12.359
7	23	L.Pontillo	12.527
8	20	T.Rolin	12.760
9	95	J.Korporaal	23.030
10	14	G.Di Napoli	33.636
11	38	T.Kitbichler	33.711
12	79	A.Vyskocil	34.301
13	46	D.Pekkanen	42.071
14	9	M.Van Tilburg	43.440
15	58	Z.Bultè	51.997
16	71	W.Krzelj	57.376
17	88	R.Nijland	58.343
18	47	R.Berzati	1'36.436
19	54	V.Mellgren	

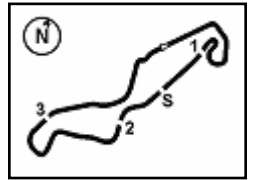
Lap 14

1	8	F.Kratochwil	25'27.002
2	17	T.Wenzel	0.189
3	21	A.Urlab	0.240
4	96	S.Emprin	0.488
5	23	L.Pontillo	13.846

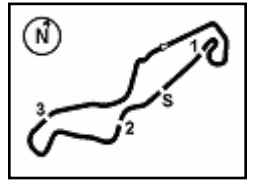
12/04/2025

These data/results cannot be reproduced, stored and/or transmitted in whole or in part by any manner of electronic, mechanical, photocopying, recording, broadcasting or otherwise now known or herein after developed without the previous express consent by the copyright owner, except for reproduction in daily press and regular printed publications on sale to the public within 60 days of the event related to those data/results and always provided that copyright symbol appears together as follows below.

© DORNA WSBK ORGANIZATION Srl 2025



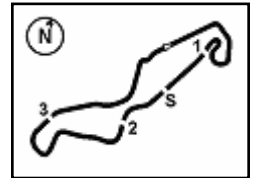
6	85	A.Binder	14.024
7	20	T.Rolin	14.123
8	95	J.Korporaal	27.156
9	38	T.Kitbichler	37.122
10	79	A.Vyskocil	37.267
11	14	G.Di Napoli	37.545
12	46	D.Pekkanen	44.690
13	9	M.Van Tilburg	46.911
14	58	Z.Bultè	57.405
15	71	W.Krzelj	1'01.049
16	88	R.Nijland	1'03.314
17	47	R.Berzati	1'45.278



Race Pace Comparison

	8 Kra	21 Uri	17 Wen	96 Emp	23 Pon	85 Bin	20 Rol	95 Kor	38 Kit	79 Vys	14 DiN	46 Pek	9 vTi	58 Bul
1	1'55.716	1'56.317	1'56.019	1'56.922	1'56.494	1'56.273	1'57.026	1'57.416	1'58.563	1'59.396	1'58.430	2'01.052	2'00.695	2'00.105
2	1'49.001	1'49.102	1'49.078	1'48.793	1'50.135	1'50.175	1'49.525	1'49.829	1'51.271	1'51.321	1'51.965	1'52.704	1'52.592	1'52.104
3	1'48.488	1'48.731	1'48.524	1'48.638	1'48.828	1'48.953	1'49.696	1'49.283	1'50.935	1'50.695	1'50.760	1'51.860	1'51.983	1'53.190
4	1'47.975	1'48.214	1'48.061	1'48.391	1'49.663	1'49.487	1'48.903	1'49.777	1'50.829	1'51.226	1'50.637	1'52.238	1'51.709	1'52.154
5	1'48.124	1'48.205	1'48.008	1'48.094	1'49.492	1'49.847	1'50.093	1'49.238	1'50.779	1'50.931	1'50.791	1'51.423	1'51.920	1'51.423
6	1'47.911	1'47.790	1'47.676	1'47.677	1'49.475	1'49.599	1'49.216	1'49.404	1'50.690	1'50.814	1'50.646	1'51.556	1'51.614	1'52.575
7	1'48.791	1'47.951	1'48.405	1'47.960	1'49.663	1'49.383	1'49.752	1'48.973	1'50.567	1'50.863	1'50.712	1'50.847	1'51.590	1'51.343
8	1'48.441	1'48.016	1'48.311	1'48.256	1'51.318	1'49.441	1'50.689	1'50.952	1'50.909	1'50.843	1'50.819	1'51.327	1'51.362	1'51.926
9	1'48.105	1'48.524	1'48.278	1'48.167	1'49.609	1'49.675	1'49.906	1'52.732	1'50.742	1'51.197	1'50.879	1'51.796	1'51.949	1'52.831
10	1'49.163	1'48.652	1'49.119	1'49.033	1'49.204	1'50.619	1'49.283	1'51.541	1'51.427	1'51.632	1'51.263	1'51.736	1'51.686	1'53.847
11	1'49.078	1'49.095	1'49.518	1'49.007	1'49.061	1'49.384	1'49.112	1'50.499	1'51.580	1'51.419	1'51.334	1'52.332	1'51.524	1'53.495
12	1'48.881	1'48.961	1'48.795	1'48.996	1'49.362	1'49.611	1'49.344	1'50.086	1'52.056	1'51.399	1'51.948	1'51.066	1'51.442	1'53.038
13	1'49.257	1'49.451	1'48.811	1'48.853	1'48.826	1'48.515	1'48.818	1'51.903	1'51.966	1'51.168	1'52.055	1'50.737	1'51.977	1'52.569
14	1'48.071	1'48.233	1'48.588	1'48.703	1'49.718	1'50.064	1'49.762	1'52.525	1'51.810	1'51.365	1'52.308	1'51.018	1'51.870	1'53.807

	71 Krz	88 Nij	47 Ber	11 Sie	54 Mel	7 Dur	78 Ded
1	2'01.460	2'03.173	2'04.148	1'57.562	2'56.464	1'59.343	2'03.295
2	1'53.249	1'53.232	1'55.262	1'49.597	1'56.031	1'50.984	1'53.584
3	1'53.616	1'53.366	1'56.443	1'49.352	1'53.995	1'50.781	1'53.241
4	1'52.836	1'52.685	1'56.395	1'48.812	1'53.956	1'50.354	
5	1'52.773	1'51.875	1'56.811	1'49.977	1'52.994	1'50.831	
6	1'53.190	1'52.347	1'55.438	1'49.121	1'52.715	1'50.705	
7	1'52.406	1'53.060	1'55.714	1'49.087	1'52.867	1'50.554	
8	1'53.516	1'52.780	1'55.538	1'49.991	1'52.183	1'53.737	
9	1'52.370	1'52.442	1'56.380	1'49.395	1'52.669		
10	1'53.165	1'53.248	1'56.021	1'50.483	1'53.012		
11	1'53.001	1'53.460	1'55.418	1'49.495	1'58.350		
12	1'52.298	1'53.113	1'55.550	1'49.264	1'53.539		
13	1'52.099	1'52.165	1'55.921	1'48.692	1'56.789		
14	1'52.072	1'53.370	1'57.241				



Start at 16:22'54.762

13	36.306	18.409	30.713	26.671	1'52.099	184,0	16:47'30.741	9	36.250	18.631	30.999	26.789	1'52.669	187,2	16:40'58.636
14	36.244	18.469	30.738	26.621	1'52.072	184,6	16:49'22.813	10	36.334	18.598	31.390	26.690	1'53.012	186,5	16:42'51.648
Race Time 26'28.051								11	41.290	18.797	31.481	26.782	1'58.350	189,5	16:44'49.998
Race Time 25'45.564								12	36.698	18.595	31.354	26.892	1'53.539	187,2	16:46'43.537
Race Time 25'45.564								13	40.158	18.377	31.227	27.027	1'56.789	191,8	16:48'40.326

16° 88 R. NIJLAND [1'51.875]							
Lap	Seg1	Seg2	Seg3	Seg4	Lap Time	km/h	Local Time
1		18.402	31.810	27.240	2'03.173	197,8	16:24'57.935
2	36.018	18.385	31.878	26.951	1'53.232	194,2	16:26'51.167
3	36.284	18.497	31.713	26.872	1'53.366	193,5	16:28'44.533
4	36.377	18.432	31.340	26.536	1'52.685	194,2	16:30'37.218
5	36.106	18.186	31.120	26.463	1'51.875	193,5	16:32'29.093
6	36.091	18.352	31.347	26.557	1'52.347	194,6	16:34'21.440
7	35.793	18.639	31.557	27.071	1'53.060	191,8	16:36'14.500
8	36.567	18.333	31.464	26.416	1'52.780	193,2	16:38'07.280
9	36.006	18.546	31.418	26.472	1'52.442	188,5	16:39'59.722
10	36.109	18.632	31.766	26.741	1'53.248		16:41'52.970
11	35.848	18.760	31.570	27.282	1'53.460	188,5	16:43'46.430
12	36.300	18.997	31.398	26.418	1'53.113	182,4	16:45'39.543
13	35.919	18.636	31.277	26.333	1'52.165	193,5	16:47'31.708
14	35.849	18.709	31.670	27.142	1'53.370	195,7	16:49'25.078
Race Time 26'30.316							

17° 47 R. BERZATI [1'55.262]							
Lap	Seg1	Seg2	Seg3	Seg4	Lap Time	km/h	Local Time
1		18.715	32.610	27.276	2'04.148	191,2	16:24'58.910
2	37.119	18.695	31.993	27.455	1'55.262	188,8	16:26'54.172
3	37.079	18.762	33.073	27.529	1'56.443	187,2	16:28'50.615
4	37.337	18.860	32.837	27.361	1'56.395	188,8	16:30'47.010
5	38.106	18.962	32.416	27.327	1'56.811	186,2	16:32'43.821
6	37.203	18.933	32.168	27.134	1'55.438	186,5	16:34'39.259
7	37.403	19.030	32.205	27.076	1'55.714	183,4	16:36'34.973
8	37.103	18.927	32.157	27.351	1'55.538	184,3	16:38'30.511
9	37.463	19.040	32.457	27.420	1'56.380	184,6	16:40'26.891
10	37.395	19.119	32.207	27.300	1'56.021	185,6	16:42'22.912
11	36.922	19.029	32.314	27.153	1'55.418	185,9	16:44'18.330
12	37.366	19.013	32.058	27.113	1'55.550	185,2	16:46'13.880
13	37.626	19.031	32.102	27.162	1'55.921	184,3	16:48'09.801
14	38.160	18.926	32.383	27.772	1'57.241	187,2	16:50'07.042
Race Time 27'12.280							

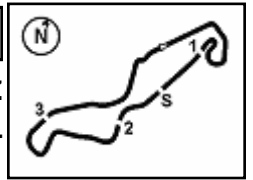
RET 11 R. SIEGERT [1'48.692]							
Lap	Seg1	Seg2	Seg3	Seg4	Lap Time	km/h	Local Time
1		17.914	30.862	26.488	1'57.562	202,2	16:24'52.324
2	35.447	17.819	30.330	26.001	1'49.597	200,7	16:26'41.921
3	35.283	18.063	30.170	25.836	1'49.352	200,4	16:28'31.273
4	35.525	17.571	30.109	25.607	1'48.812	201,9	16:30'20.085
5	35.418	17.702	30.350	26.507	1'49.977	196,7	16:32'10.062
6	35.043	17.634	30.341	26.103	1'49.121	196,7	16:33'59.183
7	35.467	17.752	30.324	25.544	1'49.087	199,3	16:35'48.270
8	35.530	17.946	30.526	25.989	1'49.991	192,5	16:37'38.261
9	35.294	17.720	30.393	25.988	1'49.395	197,8	16:39'27.656
10	35.609	18.113	30.811	25.950	1'50.483	194,6	16:41'18.139
11	35.235	17.943	30.379	25.938	1'49.495	195,7	16:43'07.634
12	35.321	17.801	30.525	25.617	1'49.264	194,6	16:44'56.898
13	35.220	17.778	30.319	25.375	1'48.692	195,3	16:46'45.590
Race Time 23'50.828							

19° 54 V. MELLGREN [1'52.183]							
Lap	Seg1	Seg2	Seg3	Seg4	Lap Time	km/h	Local Time
1		20.020	32.246	28.026	2'56.464	177,9	16:25'51.226
2	37.662	19.070	31.734	27.565	1'56.031	184,9	16:27'47.257
3	36.937	18.553	31.302	27.203	1'53.995	186,5	16:29'41.252
4	37.041	18.682	31.354	26.879	1'53.956	187,8	16:31'35.208
5	36.392	18.518	31.193	26.891	1'52.994	187,8	16:33'28.202
6	36.415	18.559	31.095	26.646	1'52.715	185,2	16:35'20.917
7	36.352	18.669	31.027	26.819	1'52.867	184,9	16:37'13.784
8	36.152	18.474	30.880	26.677	1'52.183	186,2	16:39'05.967

12/04/2025 P = Pits In/Out - C = Lap Time Cancelled

These data/results cannot be reproduced, stored and/or transmitted in whole or in part by any manner of electronic, mechanical, photocopying, recording, broadcasting or otherwise now known or herein after developed without the previous express consent by the copyright owner, except for reproduction in daily press and regular printed publications on sale to the public within 60 days of the event related to those data/results and always provided that copyright symbol appears together as follows below.

© DORNA WSBK ORGANIZATION Srl 2025



**Pirelli Dutch Round, 11-13 April 2025
Best Laps & Speeds**

No.	Rider Bike	Nat	Best Lap		FP1		FP2		QP		RC1							
			LL	SPD	LL	SPD	LL	SPD	LL	SPD	LL	SPD						
1	8 F. KRATOCHWIL Honda	GER	1'47.096 54 201,9		1'49.390 13 198,9		1'48.250 11 197,8		1'47.096 16 201,9		1'47.911 14 201,1							
2	17 T. WENZEL Honda	GER	1'47.236 54 199,6		1'49.570 13 198,9		1'49.235 13 196,7		1'47.236 14 199,6		1'47.676 14 194,9							
3	21 A. URLAB Honda	GER	1'47.609 51 201,1		1'49.429 13 197,1		1'48.570 13 198,5		1'47.609 11 197,4		1'47.790 14 201,1							
4	23 L. PONTILLO Honda	BEL	1'47.648 52 195,7		1'49.749 11 190,1		1'48.618 12 190,8		1'47.648 15 195,7		1'48.826 14 194,9							
5	96 S. EMPRIN Honda	FRA	1'47.677 54 201,1		1'50.323 13 198,9		1'49.316 12 196,7		1'49.490 15 201,1		1'47.677 14 200,7							
6	85 A. BINDER Honda	SUI	1'47.975 43 202,6		1'49.645 13 196,7		1 171,2		1'47.975 15 202,6		1'48.515 14 197,4							
7	38 T. KITBICHLER Honda	AUT	1'48.143 53 197,1		1'51.084 12 193,9		1'50.181 12 192,2		1'48.143 15 197,1		1'50.567 14 196,7							
8	20 T. ROLIN Honda	BEL	1'48.345 54 198,5		1'51.583 12 193,2		1'49.473 13 195,7		1'48.345 15 196,0		1'48.818 14 198,5							
9	11 R. SIEGERT Honda	GER	1'48.692 51 202,2		1'51.521 10 196,7		1'50.343 12 197,8		1'48.781 16 202,2		1'48.692 13 202,2							
10	95 J. KORPORAAL Honda	NED	1'48.876 47 206,1		1'52.637 12 200,0		1'50.075 11 202,6		1'48.876 10 203,4		1'48.973 14 206,1							
11	7 R. DURDIS Honda	CZE	1'49.292 49 198,9		1'52.210 12 197,4		1'51.137 13 197,1		1'49.292 16 198,9		1'50.354 8 196,7							
12	54 V. MELLGREN Honda	SWE	1'50.071 45 200,4		1'51.184 10 197,1		1'50.308 10 194,2		1'50.071 12 200,4		1'52.183 13 191,8							
13	46 D. PEKKANEN Honda	FIN	1'50.179 48 196,0		1'55.761 7 191,2		1'53.256 12 193,2		1'50.179 15 195,3		1'50.737 14 196,0							
14	79 A. VYSKOCIL Honda	CZE	1'50.312 42 199,6		2'00.121 1 196,0		1'53.475 12 192,2		1'50.312 15 199,6		1'50.695 14 196,4							
15	71 W. KRZELJ Honda	FRA	1'50.472 45 192,2		1'53.498 8 187,2		1'51.317 8 185,6		1'50.472 15 192,2		1'52.072 14 189,8							
16	14 G. DI NAPOLI Honda	ITA	1'50.637 52 197,4		1'53.517 12 194,2		1'51.261 12 194,9		1'51.214 14 197,4		1'50.637 14 197,4							
17	58 Z. BULTÈ Honda	BEL	1'50.697 52 198,5		1'52.589 12 193,2		1'52.596 13 195,3		1'50.697 13 198,5		1'51.343 14 191,2							
18	88 R. NIJLAND Honda	NED	1'51.058 51 197,8		1'54.250 12 194,6		1'53.117 11 195,3		1'51.058 14 197,8		1'51.875 14 197,8							
19	9 M. VAN TILBURG Honda	NED	1'51.362 43 192,9		1'54.041 12 191,8		1'52.311 11 192,9		1'51.822 6 191,8		1'51.362 14 190,5							
20	78 T. DEDEA Honda	GER	1'52.874 39 193,2		1'59.123 10 188,8		1'54.539 12 186,9		1'52.874 14 191,2		1'53.241 3 193,2							
21	47 R. BERZATI Honda	SVK	1'54.011 51 193,2		1'58.918 12 190,8		1'56.018 11 187,8		1'54.011 14 193,2		1'55.262 14 191,2							

Pirelli Dutch Round, 11-13 April 2025
Fastest Laps Race 1

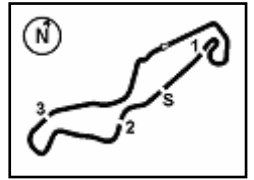
TT Circuit Assen 4.542 m

No.	Rider	Nat	Team	Bike	Lap	Time	Gap
1	17 T. WENZEL	GER	Kiefer Racing	Honda	6	1'47.676	
2	96 S. EMPRIN	FRA	Swan96	Honda	6	1'47.677	0.001
3	21 A. URLAB	GER	Kiefer Racing	Honda	6	1'47.790	0.114
4	8 F. KRATOCHWIL	GER	MASS SPORTS Racing by JRP Motorsport	Honda	6	1'47.911	0.235
5	85 A. BINDER	SUI	ASR Binder Racing	Honda	13	1'48.515	0.839
6	11 R. SIEGERT	GER	Motorace Academy Germany	Honda	13	1'48.692	1.016
7	20 T. ROLIN	BEL	Belgian Motorcycle Academy	Honda	13	1'48.818	1.142
8	23 L. PONTILLO	BEL	Belgian Motorcycle Academy	Honda	13	1'48.826	1.150
9	95 J. KORPORAAL	NED	ADR Racing	Honda	7	1'48.973	1.297
10	7 R. DURDIS	CZE	FS12 Racing Team	Honda	4	1'50.354	2.678
11	38 T. KITBICHLER	AUT	Racingteam Kitzbichler	Honda	7	1'50.567	2.891
12	14 G. DI NAPOLI	ITA	RC113 Reparto Corse	Honda	4	1'50.637	2.961
13	79 A. VYSKOCIL	CZE	FS12 Racing Team	Honda	3	1'50.695	3.019
14	46 D. PEKKANEN	FIN	DPR team	Honda	13	1'50.737	3.061
15	58 Z. BULTÉ	BEL	Belgian Motorcycle Academy	Honda	7	1'51.343	3.667
16	9 M. VAN TILBURG	NED	MASS SPORTS Racing by JRP Motorsport	Honda	8	1'51.362	3.686
17	88 R. NIJLAND	NED	NijlandRacing88	Honda	5	1'51.875	4.199
18	71 W. KRZELJ	FRA	KRZ RACING TEAM	Honda	14	1'52.072	4.396
19	54 V. MELLGREN	SWE	Nordgren Racing	Honda	8	1'52.183	4.507
20	78 T. DEDEA	GER	TUDOR RACING	Honda	3	1'53.241	5.565
21	47 R. BERZATI	SVK	RB-Motorsport	Honda	2	1'55.262	7.586

12/04/2025

These data/results cannot be reproduced, stored and/or transmitted in whole or in part by any manner of electronic, mechanical, photocopying, recording, broadcasting or otherwise now known or herein after developed without the previous express consent by the copyright owner, except for reproduction in daily press and regular printed publications on sale to the public within 60 days of the event related to those data/results and always provided that copyright symbol appears together as follows below.

© DORNA WSBK ORGANIZATION Srl 2025



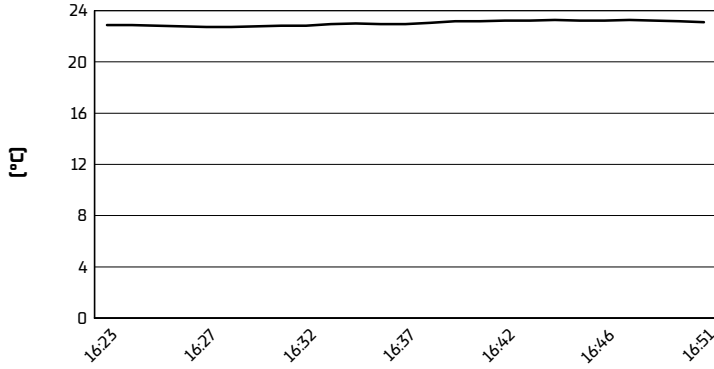
TT Circuit Assen 4.542 m

Pirelli Dutch Round, 11-13 April 2025

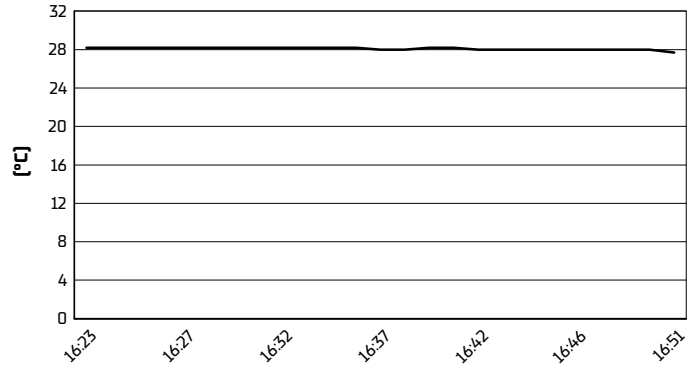
Weather Report Race 1

Session started 16:23 - Session ended 16:52

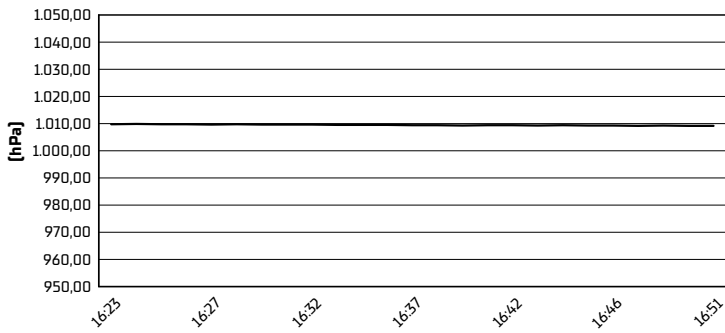
Air Temperature



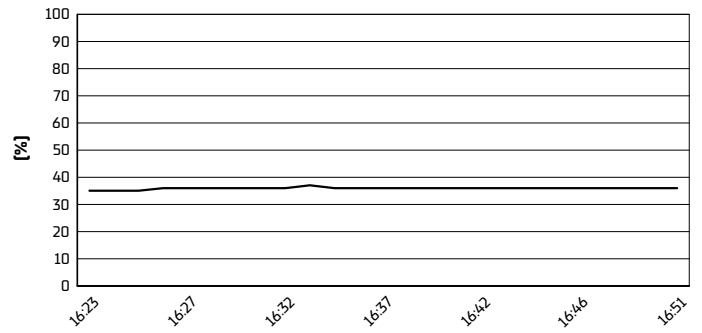
Track Temperature



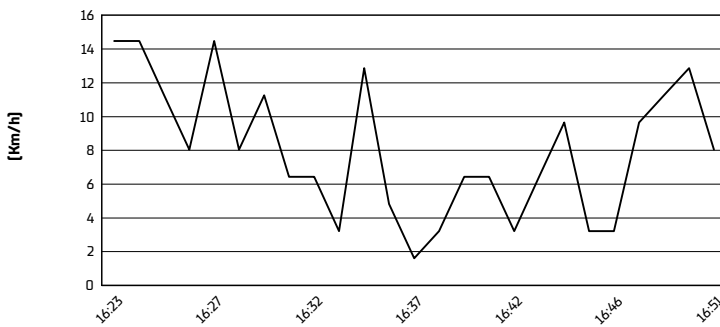
Air Pressure



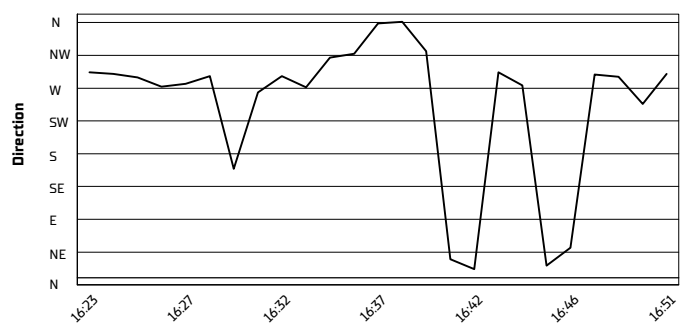
Humidity



Wind Speed



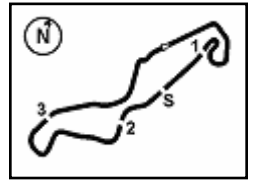
Wind Direction



12/04/2025

These data/results cannot be reproduced, stored and/or transmitted in whole or in part by any manner of electronic, mechanical, photocopying, recording, broadcasting or otherwise now known or herein after developed without the previous express consent by the copyright owner, except for reproduction in daily press and regular printed publications on sale to the public within 60 days of the event related to those data/results and always provided that copyright symbol appears together as follows below.

© DORNA WSBK ORGANIZATION Srl 2025



Pirelli Dutch Round, 11-13 April 2025

Starting Grid - Race 2 [14 Laps x 4,542 km = 63,588 km]

1	1	8 KRATOCHWIL F. Honda 1'47.096	2	17 WENZEL T. Honda 1'47.236	3	21 URLAB A. Honda 1'47.609
2	4	23 PONTILLO L. Honda 1'47.648	5	85 BINDER A. Honda 1'47.975	6	20 ROLIN T. Honda 1'48.345
3	7	11 SIEGERT R. Honda 1'48.781	8	95 KORPORAAL J. Honda 1'48.876	9	7 DURDIS R. Honda 1'49.292
4	10	96 EMPRIN S. Honda 1'49.490	11	54 MELLGREN V. Honda 1'50.071	12	46 PEKKANEN D. Honda 1'50.179
5	13	79 VYSKOCIL A. Honda 1'50.312	14	71 KRZELJ W. Honda 1'50.472	15	58 BULTÈ Z. Honda 1'50.697
6	16	88 NIJLAND R. Honda 1'51.058	17	14 DI NAPOLI G. Honda 1'51.214	18	9 VAN TILBURG M. Honda 1'51.822
7	19	78 DEDEA T. Honda 1'52.874	20	47 BERZATI R. Honda 1'54.011	21	38 KITBICHLER T. Honda