

Pirelli Dutch Round, 11-13 April 2025
Results Race 2

Laps 14 = 63,588 Km - Time of Race 25'19,994 - Avg. 150,604 km/h

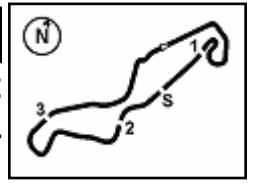
Pos	Grid	No. Rider	Nat	Team	Bike	LL	Gap	Rel.	Fastest Lap	Speed	Qualifying	Speed
1	1	8 F. KRATOCHWIL	GER	MASS SPORTS Racing by JRP Motorsport	Honda	14			1'47.562	196,0	1'47.096	201,9
2	5	85 A. BINDER	SUI	ASR Binder Racing	Honda	14	8.269	8.269	1'48.086	198,9	1'47.975	202,6
3	3	21 A. URLAB	GER	Kiefer Racing	Honda	14	8.323	0.054	1'48.032	199,3	1'47.609	197,4
4	2	17 T. WENZEL	GER	Kiefer Racing	Honda	14	8.342	0.019	1'48.125	197,4	1'47.236	199,6
5	10	96 S. EMPRIN	FRA	Swan96	Honda	14	8.827	0.485	1'47.653	200,4	1'49.490	201,1
6	4	23 L. PONTILLO	BEL	Belgian Motorcycle Academy	Honda	14	8.827	0.000	1'48.142	193,5	1'47.648	195,7
7	6	20 T. ROLIN	BEL	Belgian Motorcycle Academy	Honda	14	8.827	0.000	1'48.435	195,7	1'48.345	196,0
8	7	11 R. SIEGERT	GER	Motorace Academy Germany	Honda	14	18.219	9.392	1'48.498	201,1	1'48.781	202,2
9	21	38 T. KITBICHLER	AUT	Racingteam Kitzbichler	Honda	14	28.507	10.288	1'49.109	198,9	1'48.143	197,1
10	9	7 R. DURDIS	CZE	FS12 Racing Team	Honda	14	28.768	0.261	1'49.213	201,5	1'49.292	198,9
11	11	54 V. MELLGREN	SWE	Nordgren Racing	Honda	14	28.803	0.035	1'48.886	198,9	1'50.071	200,4
12	14	71 W. KRZELJ	FRA	KRZ RACING TEAM	Honda	14	29.141	0.338	1'49.251	193,2	1'50.472	192,2
13	17	14 G. DI NAPOLI	ITA	RC113 Reparto Corse	Honda	14	39.744	10.603	1'49.976	197,1	1'51.214	197,4
14	13	79 A. VYSKOCIL	CZE	FS12 Racing Team	Honda	14	53.649	13.905	1'51.212	194,2	1'50.312	199,6
15	12	46 D. PEKKANEN	FIN	DPR team	Honda	14	53.654	0.005	1'50.629	198,5	1'50.179	195,3
16	15	58 Z. BULTÉ	BEL	Belgian Motorcycle Academy	Honda	14	54.308	0.654	1'50.998	190,1	1'50.697	198,5
17	16	88 R. NIJLAND	NED	NijlandRacing88	Honda	14	55.261	0.953	1'51.025	193,9	1'51.058	197,8
18	18	9 M. VAN TILBURG	NED	MASS SPORTS Racing by JRP Motorsport	Honda	14	1'11.652	16.391	1'52.421	191,2	1'51.822	191,8
19	19	78 T. DEDEA	GER	TUDOR RACING	Honda	14	1'35.879	24.227	1'54.102	190,8	1'52.874	191,2
20	20	47 R. BERZATI	SVK	RB-Motorsport	Honda	14	1'47.341	11.462	1'54.177	188,2	1'54.011	193,2
-----Not Classified-----												
RET	8	95 J. KORPORAAL	NED	ADR Racing	Honda	3	11 Laps		1'48.566	200,4	1'48.876	203,4

AIR	Humidity:	57%	Temp:	16°C
TRACK	Condition:	Dry	Temp:	25°C

Race Fastest Lap	[New Record]	Lap 5	F.Kratochwil	1'47.562	152,017 Km/h
------------------	--------------	-------	--------------	----------	--------------

13/04/2025 Start End The results are provisional until the end of the time limit for protests and appeals and the completion of the technical checks.

These data/results cannot be reproduced, stored and/or transmitted in whole or in part by any manner of electronic, mechanical, photocopying, recording, broadcasting or otherwise now known or herein after developed without the previous express consent by the copyright owner, except for reproduction in daily press and regular printed publications on sale to the public within 60 days of the event related to those data/results and always provided that copyright symbol appears together as follows below.



Pirelli Dutch Round, 11-13 April 2025
Results Race 2

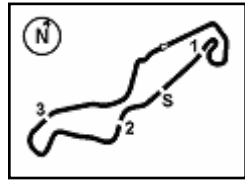
Race Highlights

Time	No. Rider	Description
16.20.09		Warm Up Lap Started
16.22.56		Start of Session
16.25.10		No Jump Starts
16.29.07	95 J. KORPORAAL	#95 Crashed - Turn 5
16.29.44	95 J. KORPORAAL	#95 Medical Centre
16.29.50	95 J. KORPORAAL	#95 Not Actively Competing
16.39.17		2/3 of Race Distance Completed
16.49.10		Results Under Review
16.50.25		Podium Confirmed
16.55.29	23 L. PONTILLO	#23 Penalized to Drop 1 Position - Exceeded Track Limits on Final Lap - Turn 15
16.55.51		Results Confirmed
16.55.59		End of Session

13/04/2025 Start End The results are provisional until the end of the time limit for protests and appeals and the completion of the technical checks.

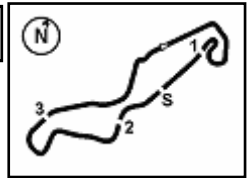
These data/results cannot be reproduced, stored and/or transmitted in whole or in part by any manner of electronic, mechanical, photocopying, recording, broadcasting or otherwise now known or herein after developed without the previous express consent by the copyright owner, except for reproduction in daily press and regular printed publications on sale to the public within 60 days of the event related to those data/results and always provided that copyright symbol appears together as follows below.

© DORNA WSBK ORGANIZATION Srl 2025



Pirelli Dutch Round, 11–13 April 2025
Riders Standings

	Points	Points From First	Points From Previous	April 13 ASSEN	May 11 OSCHERSLEBEN	June 22 MOST	July 13 SACHSENRING	July 20 BRNO	September 7 NÜRBURGRING	September 21 ASSEN									
1 KRATOCHWIL Fynn (GER)	50			25 25 1 1															
2 URLAB Anina (GER)	36	14		20 16 2 2															
3 BINDER Alessandro (SUI)	30	20	6	10 20 6 3															
4 WENZEL Thias (GER)	29	21	1	16 13 3 4															
5 EMPRIN Swan (FRA)	24	26	5	13 11 4 5															
6 PONTILLO Lorenzo (BEL)	21	29	3	11 10 5 6															
7 ROLIN Tom (BEL)	18	32	3	9 9 7 7															
8 KITBICHLER Tobias (AUT)	14	36	4	7 7 9 8															
9 SIEGERT Robin (GER)	8	42	6	8 9															
10 KORPORAAL Jaylen (NED)	8	42	0	8 8 9															
11 VYSKOCIL Adam (CZE)	8	42	0	6 2 10 9															
12 DI NAPOLI Giulio (ITA)	8	42	0	5 3 11 9															
13 DURDIS Roman (CZE)	6	44	2	6 13															
14 MELLGREN Valdemar (SWE)	5	45	1	5 14															
15 KRZELJ William (FRA)	5	45	0	1 4 15 14															
16 PEKKANEN Domi (FIN)	5	45	0	4 1 12 14															
17 VAN TILBURG Manny (NED)	3	47	2	3 13 17															
18 BULTÈ Zenko (BEL)	2	48	1	2 14 18															



Pirelli Dutch Round, 11-13 April 2025
Best Sectors & Speed Race 2

RESULTS			
1	8	F. KRATOCHWIL	Honda
2	85	A. BINDER	Honda
3	21	A. URLAB	Honda
4	17	T. WENZEL	Honda
5	20	T. ROLIN	Honda
6	23	L. PONTILLO	Honda
7	96	S. EMPRIN	Honda
8	11	R. SIEGERT	Honda
9	38	T. KITBICHLER	Honda
10	7	R. DURDIS	Honda
11	54	V. MELLGREN	Honda
12	71	W. KRZELJ	Honda
13	14	G. DI NAPOLI	Honda
14	79	A. VYSKOCIL	Honda
15	46	D. PEKKANEN	Honda
16	58	Z. BULTÈ	Honda
17	88	R. NULAND	Honda
18	9	M. VAN TILBURG	Honda
19	78	T. DEDEA	Honda
20	47	R. BERZATI	Honda
RET	95	J. KORPORAAL	Honda
			Laps 14

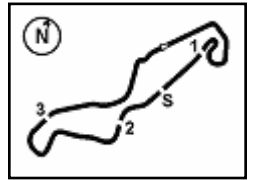
SPEED			
1	7	R. DURDIS	Honda
2	11	R. SIEGERT	Honda
3	95	J. KORPORAAL	Honda
4	96	S. EMPRIN	Honda
5	21	A. URLAB	Honda
6	85	A. BINDER	Honda
7	38	T. KITBICHLER	Honda
8	54	V. MELLGREN	Honda
9	46	D. PEKKANEN	Honda
10	17	T. WENZEL	Honda
11	14	G. DI NAPOLI	Honda
12	8	F. KRATOCHWIL	Honda
13	20	T. ROLIN	Honda
14	79	A. VYSKOCIL	Honda
15	88	R. NULAND	Honda
16	23	L. PONTILLO	Honda
17	71	W. KRZELJ	Honda
18	9	M. VAN TILBURG	Honda
19	78	T. DEDEA	Honda
20	58	Z. BULTÈ	Honda
21	47	R. BERZATI	Honda

SEG. 1		SEG. 2		SEG. 3		SEG. 4		
1	8 F. KRATOCHWIL	34.554	1	8 F. KRATOCHWIL	17.456	1	8 F. KRATOCHWIL	24.942
2	21 A. URLAB	34.870	2	96 S. EMPRIN	17.471	2	17 T. WENZEL	25.069
3	96 S. EMPRIN	34.885	3	95 J. KORPORAAL	17.514	3	23 L. PONTILLO	25.104
4	85 A. BINDER	34.901	4	11 R. SIEGERT	17.571	4	85 A. BINDER	25.121
5	17 T. WENZEL	34.903	5	17 T. WENZEL	17.572	5	96 S. EMPRIN	25.153
6	20 T. ROLIN	34.953	6	23 L. PONTILLO	17.572	6	21 A. URLAB	25.182
7	38 T. KITBICHLER	34.973	7	85 A. BINDER	17.658	7	11 R. SIEGERT	25.198
8	11 R. SIEGERT	34.974	8	20 T. ROLIN	17.658	8	20 T. ROLIN	25.243
9	23 L. PONTILLO	35.076	9	21 A. URLAB	17.696	9	7 R. DURDIS	25.340
10	7 R. DURDIS	35.082	10	7 R. DURDIS	17.716	10	95 J. KORPORAAL	25.370
11	54 V. MELLGREN	35.085	11	71 W. KRZELJ	17.716	11	54 V. MELLGREN	25.438
12	95 J. KORPORAAL	35.122	12	38 T. KITBICHLER	17.795	12	38 T. KITBICHLER	25.492
13	71 W. KRZELJ	35.153	13	54 V. MELLGREN	17.803	13	14 G. DI NAPOLI	25.630
14	14 G. DI NAPOLI	35.356	14	79 A. VYSKOCIL	17.872	14	71 W. KRZELJ	25.656
15	88 R. NULAND	35.549	15	14 G. DI NAPOLI	17.901	15	46 D. PEKKANEN	25.811
16	46 D. PEKKANEN	35.643	16	46 D. PEKKANEN	18.055	16	79 A. VYSKOCIL	25.826
17	79 A. VYSKOCIL	35.654	17	88 R. NULAND	18.101	17	88 R. NULAND	25.938
18	58 Z. BULTÈ	35.759	18	58 Z. BULTÈ	18.125	18	58 Z. BULTÈ	25.951
19	9 M. VAN TILBURG	35.856	19	9 M. VAN TILBURG	18.452	19	9 M. VAN TILBURG	26.076
20	78 T. DEDEA	36.500	20	47 R. BERZATI	18.653	20	47 R. BERZATI	26.494
21	47 R. BERZATI	36.967	21	78 T. DEDEA	18.654	21	78 T. DEDEA	26.579

13/04/2025

These data/results cannot be reproduced, stored and/or transmitted in whole or in part by any manner of electronic, mechanical, photocopying, recording, broadcasting or otherwise now known or herein after developed without the previous express consent by the copyright owner, except for reproduction in daily press and regular printed publications on sale to the public within 60 days of the event related to those data/results and always provided that copyright symbol appears together as follows below.

© DORNA WSBK ORGANIZATION Srl 2025



TT Circuit Assen 4.542 m

1 / 4

Pirelli Dutch Round, 11-13 April 2025
Lap Chart Race 2

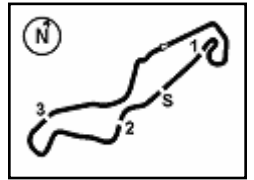
		Lap													
		1	2	3	4	5	6	7	8	9	10	11	12	13	14
1	8	8	8	8	8	8	8	8	8	8	8	8	8	8	8
2	23	23	21	17	21	23	23	21	23	17	23	17	85	85	
3	20	17	23	23	23	21	20	17	17	23	17	23	17	21	
4	17	21	17	21	17	85	21	23	21	21	85	21	23	17	
5	54	85	85	85	85	17	17	85	85	85	21	85	21	96	
6	21	20	20	20	20	20	85	20	20	20	20	96	20	23	
7	85	54	54	96	96	96	96	96	96	96	96	20	96	20	
8	96	95	95	11	11	11	11	11	11	11	11	11	11	11	
9	95	96	96	54	54	38	38	38	38	38	54	7	38	38	
10	11	11	11	38	38	54	54	7	7	7	7	38	7	7	
11	14	38	38	71	7	7	7	54	54	54	38	71	71	54	
12	71	14	71	14	71	14	71	71	71	71	71	54	54	71	
13	7	7	14	7	14	71	14	14	14	14	14	14	14	14	
14	38	71	7	79	79	79	79	79	79	79	79	79	46	79	
15	79	79	79	46	46	46	46	46	46	46	46	46	79	46	
16	46	46	46	58	58	58	58	58	58	58	58	88	58	58	
17	58	58	58	88	88	88	88	88	88	88	88	58	88	88	
18	9	9	9	9	9	9	9	9	9	9	9	9	9	9	
19	88	88	88	78	78	78	78	78	78	78	78	78	78	78	
20	78	78	78	47	47	47	47	47	47	47	47	47	47	47	
21	47	47	47												

Final Result		
1	8 F. KRATOCHWIL	Laps 14
2	85 A. BINDER	8.269
3	21 A. URLAB	8.323
4	17 T. WENZEL	8.342
5	96 S. EMPRIN	8.827
6	23 L. PONTILLO	8.827
7	20 T. ROLIN	8.827
8	11 R. SIEGERT	18.219
9	38 T. KITBICHLER	28.507
10	7 R. DURDIS	28.768
11	54 V. MELLGREN	28.803
12	71 W. KRZELJ	29.141
13	14 G. DI NAPOLI	39.744
14	79 A. VYSKOCIL	53.649
15	46 D. PEKKANEN	53.654
16	58 Z. BULTÈ	54.308
17	88 R. NIJLAND	55.261
18	9 M. VAN TILBURG	1'11.652
19	78 T. DEDEA	1'35.879
20	47 R. BERZATI	1'47.341
RET	95 J. KORPORAAL	11 Laps

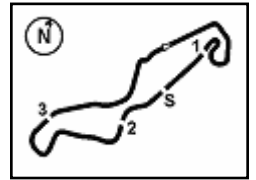
13/04/2025

These data/results cannot be reproduced, stored and/or transmitted in whole or in part by any manner of electronic, mechanical, photocopying, recording, broadcasting or otherwise now known or herein after developed without the previous express consent by the copyright owner, except for reproduction in daily press and regular printed publications on sale to the public within 60 days of the event related to those data/results and always provided that copyright symbol appears together as follows below.

© DORNA WSBK ORGANIZATION Srl 2025



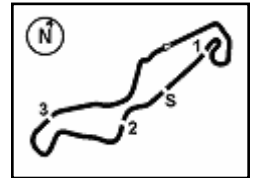
1	8	F.Kratochwil	25'19.994
2	85	A.Binder	8.269
3	21	A.Urlab	8.323
4	17	T.Wenzel	8.342
5	96	S.Emprin	8.827
6	23	L.Pontillo	8.827
7	20	T.Rolin	8.827
8	11	R.Siegert	18.219
9	38	T.Kitbichler	28.507
10	7	R.Durdis	28.768
11	54	V.Mellgren	28.803
12	71	W.Krzelj	29.141
13	14	G.Di Napoli	39.744
14	79	A.Vyskocil	53.649
15	46	D.Pekkanen	53.654
16	58	Z.Bultè	54.308
17	88	R.Nijland	55.261
18	9	M.Van Tilburg	1'11.652
19	78	T.Dedea	1'35.879
20	47	R.Berzati	1'47.341



Race Pace Comparison

	8 Kra	85 Bin	21 Uri	17 Wen	20 Rol	23 Pon	96 Emp	11 Sie	38 Kit	7 Dur	54 Mel	71 Krz	14 DiN	79 Vys
1	1'54.973	1'56.362	1'56.167	1'55.677	1'55.412	1'55.372	1'56.569	1'57.045	1'58.361	1'58.226	1'56.125	1'57.762	1'57.357	1'58.557
2	1'48.562	1'48.718	1'48.705	1'49.140	3'45.270	3'44.669	3'46.141	1'49.184	1'49.684	1'50.297	1'49.393	1'51.024	1'50.950	1'51.212
3	1'48.025	1'48.573	1'48.404	1'48.633	5'33.853	5'33.388	5'34.786	1'48.687	1'50.416	1'51.353	1'48.998	1'50.140	1'50.811	1'51.689
4	1'47.645	1'48.801	1'48.944	1'48.571	7'22.648	7'22.126	7'24.601	1'49.859	1'50.123	1'49.693	1'52.035	1'50.136	1'49.976	1'51.246
5	1'47.562	1'48.654	1'48.354	1'48.876	9'11.249	9'10.725	9'13.524	1'49.086	1'49.603	1'49.586	1'51.421	1'50.343	1'50.323	1'51.727
6	1'47.732	1'48.786	1'49.025	1'49.086	11'00.086	10'59.409	11'02.068	1'48.498	1'50.350	1'49.735	1'50.692	1'50.151	1'49.979	1'51.487
7	1'47.689	1'49.538	1'49.536	1'49.249	12'49.075	12'48.729	12'50.240	1'48.857	1'50.413	1'50.308	1'50.378	1'49.901	1'50.175	1'51.453
8	1'47.934	1'48.195	1'48.032	1'48.125	1'48.727	14'37.492	14'37.893	1'49.230	1'49.636	1'49.655	1'49.912	1'49.698	1'50.187	1'52.148
9	1'47.909	1'48.542	1'48.855	1'48.423	16'26.334	16'25.634	1'48.642	1'49.313	1'49.767	1'49.660	1'49.639	1'49.869	1'50.347	1'52.124
10	1'47.878	1'48.678	1'48.437	1'48.551	18'14.943	1'48.777	18'15.109	1'49.594	1'50.077	1'50.004	1'50.134	1'49.721	1'51.086	1'52.566
11	1'48.151	1'48.340	1'48.794	1'48.584	1'48.435	20'02.831	20'03.751	1'49.743	1'50.786	1'50.640	1'50.240	1'50.738	1'51.354	1'52.486
12	1'48.558	1'48.453	1'48.226	1'48.298	21'51.919	21'51.361	21'51.768	1'49.222	1'50.144	1'50.145	1'50.623	1'50.064	1'51.822	1'51.964
13	1'48.482	1'48.086	1'48.623	1'48.643	23'40.364	1'48.698	23'40.624	1'49.878	1'50.032	1'50.247	1'50.321	1'50.337	1'52.666	1'52.404
14	1'48.894	1'48.537	1'48.215	1'48.480	25'28.821	25'28.821	1'48.197	1'50.017	1'49.109	1'49.213	1'48.886	1'49.251	1'52.705	1'52.580

	46 Pek	58 Bul	88 Nij	9 vTi	78 Ded	47 Ber	95 Kor
1	1'59.467	2'00.377	2'01.378	2'00.921	2'01.947	2'02.963	1'56.771
2	1'51.500	1'51.966	1'53.654	1'52.730	1'54.102	1'59.501	1'49.285
3	1'51.919	1'51.589	1'51.694	1'52.719	1'54.123	1'56.014	1'48.566
4	1'50.629	1'51.371	1'52.633	1'53.033	1'54.905	1'55.307	
5	1'51.377	1'52.709	1'52.160	1'52.467	1'54.854	1'55.104	
6	1'51.490	1'52.185	1'51.667	1'52.421	1'54.841	1'54.966	
7	1'51.345	1'51.944	1'51.417	1'52.820	1'54.590	1'57.082	
8	1'52.200	1'52.208	1'51.677	1'52.632	1'54.405	1'54.375	
9	1'52.100	1'52.199	1'51.477	1'53.515	1'55.629	1'56.125	
10	1'52.574	1'51.884	1'51.226	1'55.802	1'54.962	1'54.724	
11	1'52.353	1'51.834	1'51.865	1'52.774	1'55.724	1'54.177	
12	1'52.047	1'51.830	1'51.025	1'53.303	1'55.021	1'55.597	
13	1'52.007	1'50.998	1'51.955	1'53.624	1'55.798	1'56.282	
14	1'52.640	1'51.208	1'51.427	1'52.885	1'54.972	1'55.118	



Start at 16:22'48.592

13	36.001	18.254	31.394	26.358	1'52.007	190,8	16:47'09.600	8	36.577	18.791	32.054	26.983	1'54.405	184,9	16:38'12.359
14	36.330	18.298	31.375	26.637	1'52.640	191,8	16:49'02.240	9	37.241	18.994	32.099	27.295	1'55.629	184,9	16:40'07.988
Race Time 26'13.648															

16° 58 Z. BULTÈ [1'50.998]							
Lap	Seg1	Seg2	Seg3	Seg4	Lap Time	km/h	Local Time
1		18.258	31.333	26.105	2'00.377	190,1	16:24'48.969
2	36.161	18.404	31.253	26.148	1'51.966	185,9	16:26'40.935
3	35.952	18.471	31.215	26.951	1'51.589	183,1	16:28'32.524
4	35.759	18.375	31.164	26.073	1'51.371	184,9	16:30'23.895
5	36.437	18.659	31.371	26.242	1'52.709	180,6	16:32'16.604
6	36.013	18.662	31.501	26.009	1'52.185	182,7	16:34'08.789
7	35.953	18.582	31.401	26.008	1'51.944	184,0	16:36'00.733
8	36.224	18.464	31.377	26.143	1'52.208	183,1	16:37'52.941
9	36.029	18.584	31.367	26.219	1'52.199	182,4	16:39'45.140
10	35.986	18.371	31.335	26.192	1'51.884	184,3	16:41'37.024
11	35.898	18.428	31.399	26.109	1'51.834	185,9	16:43'28.858
12	35.867	18.417	31.543	26.003	1'51.830	186,2	16:45'20.688
13	35.794	18.125	31.035	26.044	1'50.998	187,8	16:47'11.686
14	35.888	18.254	31.042	26.024	1'51.208	186,2	16:49'02.894
Race Time 26'14.302							

17° 88 R. NIJLAND [1'51.025]							
Lap	Seg1	Seg2	Seg3	Seg4	Lap Time	km/h	Local Time
1		18.654	31.589	26.245	2'01.378	191,5	16:24'49.970
2	37.374	18.273	31.959	26.048	1'53.654	193,9	16:26'43.624
3	35.918	18.359	31.479	25.938	1'51.694	191,2	16:28'35.318
4	36.332	18.393	31.605	26.303	1'52.633	191,8	16:30'27.951
5	35.969	18.365	31.730	26.096	1'52.160	189,1	16:32'20.111
6	35.566	18.473	31.592	26.036	1'51.667	190,5	16:34'11.778
7	35.666	18.212	31.528	26.011	1'51.417	192,5	16:36'03.195
8	35.663	18.328	31.404	26.282	1'51.677	190,5	16:37'54.872
9	35.640	18.311	31.475	26.051	1'51.477	191,2	16:39'46.349
10	35.617	18.161	31.220	26.228	1'51.226	192,5	16:41'37.575
11	35.560	18.223	31.746	26.336	1'51.865	192,2	16:43'29.440
12	35.549	18.101	31.405	25.970	1'51.025	193,5	16:45'20.465
13	35.776	18.441	31.358	26.380	1'51.955	191,2	16:47'12.420
14	35.847	18.159	31.327	26.094	1'51.427	192,5	16:49'03.847
Race Time 26'15.255							

18° 9 M. VAN TILBURG [1'52.421]							
Lap	Seg1	Seg2	Seg3	Seg4	Lap Time	km/h	Local Time
1		18.663	31.363	26.076	2'00.921	191,2	16:24'49.513
2	36.248	18.557	31.669	26.256	1'52.730	187,2	16:26'42.243
3	36.256	18.663	31.459	26.341	1'52.719	185,6	16:28'34.962
4	36.639	18.623	31.640	26.131	1'53.033	188,2	16:30'27.995
5	36.168	18.535	31.369	26.395	1'52.467	184,6	16:32'20.462
6	35.861	18.600	31.533	26.427	1'52.421	184,3	16:34'12.883
7	35.856	18.452	31.553	26.959	1'52.820	186,9	16:36'05.703
8	36.212	18.612	31.483	26.325	1'52.632	184,0	16:37'58.335
9	36.361	19.100	31.695	26.359	1'53.515	178,5	16:39'51.850
10	38.705	18.634	31.942	26.521	1'55.802	185,9	16:41'47.652
11	35.964	18.760	31.666	26.384	1'52.774	185,6	16:43'40.426
12	36.152	18.811	31.780	26.560	1'53.303	186,2	16:45'33.729
13	36.346	18.738	31.821	26.719	1'53.624	184,3	16:47'27.353
14	36.187	18.596	31.774	26.328	1'52.885	185,2	16:49'20.238
Race Time 26'31.646							

19° 78 T. DEDEA [1'54.102]							
Lap	Seg1	Seg2	Seg3	Seg4	Lap Time	km/h	Local Time
1		18.654	31.639	26.599	2'01.947	190,8	16:24'50.539
2	37.278	18.762	31.483	26.579	1'54.102	186,5	16:26'44.641
3	36.500	19.029	31.571	27.023	1'54.123	183,7	16:28'38.764
4	36.885	19.069	32.143	26.808	1'54.905	184,3	16:30'33.669
5	36.857	19.088	31.956	26.953	1'54.854	182,7	16:32'28.523
6	36.622	19.216	31.875	27.128	1'54.841	183,4	16:34'23.364
7	36.646	19.096	32.003	26.845	1'54.590	184,9	16:36'17.954

20° 47 R. BERZATI [1'54.177]							
Lap	Seg1	Seg2	Seg3	Seg4	Lap Time	km/h	Local Time
1		19.036	32.328	26.715	2'02.963	188,2	16:24'51.555
2	40.372	19.204	32.925	27.000	1'59.501	183,7	16:26'51.056
3	37.419	19.285	32.521	26.789	1'56.014	179,4	16:28'47.070
4	37.107	18.971	32.508	26.721	1'55.307	182,7	16:30'42.377
5	36.984	19.092	32.264	26.764	1'55.104	180,9	16:32'37.481
6	37.110	18.949	32.097	26.810	1'54.966	181,8	16:34'32.447
7	38.360	19.211	32.560	26.951	1'57.082	179,7	16:36'29.529
8	37.118	18.754	31.829	26.674	1'54.375	184,3	16:38'23.904
9	38.167	18.691	32.415	26.852	1'56.125	184,3	16:40'20.029
10	37.335	18.786	31.941	26.662	1'54.724	184,6	16:42'14.753
11	36.967	18.653	32.063	26.494	1'54.177	184,9	16:44'08.930
12	37.478	19.167	32.260	26.692	1'55.597	183,1	16:46'04.527
13	38.045	19.231	32.186	26.820	1'56.282	182,7	16:48'00.809
14	37.059	18.898	32.188	26.973	1'55.118	184,6	16:49'55.927
Race Time 27'07.335							

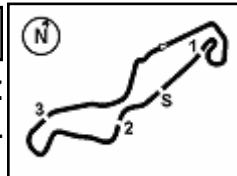
RET 95 J. KORPORAAAL [1'48.566]							
Lap	Seg1	Seg2	Seg3	Seg4	Lap Time	km/h	Local Time
1		18.010	30.890	25.642	1'56.771	196,7	16:24'45.363
2	35.541	17.622	30.584	25.538	1'49.285	199,6	16:26'34.648
3	35.122	17.514	30.560	25.370	1'48.566	200,4	16:28'23.214
Race Time 5'34.622							

13/04/2025

P = Pits In/Out - C = Lap Time Cancelled

These data/results cannot be reproduced, stored and/or transmitted in whole or in part by any manner of electronic, mechanical, photocopying, recording, broadcasting or otherwise now known or herein after developed without the previous express consent by the copyright owner, except for reproduction in daily press and regular printed publications on sale to the public within 60 days of the event related to those data/results and always provided that copyright symbol appears together as follows below.

© DORNA WSBK ORGANIZATION Srl 2025



Pirelli Dutch Round, 11-13 April 2025

Best Laps & Speeds

No.	Rider Bike	Nat	Best Lap		FP1		FP2		QP		RC1		RC2				
			LL	SPD	LL	SPD	LL	SPD	LL	SPD	LL	SPD	LL	SPD			
1	8 F. KRATOCHWIL Honda	GER	1'47.096 68 201,9		1'49.390 13 198,9		1'48.250 11 197,8		1'47.096 16 201,9		1'47.911 14 201,1		1'47.562 14 196,0				
2	17 T. WENZEL Honda	GER	1'47.236 68 199,6		1'49.570 13 198,9		1'49.235 13 196,7		1'47.236 14 199,6		1'47.676 14 194,9		1'48.125 14 197,4				
3	21 A. URLAB Honda	GER	1'47.609 65 201,1		1'49.429 13 197,1		1'48.570 13 198,5		1'47.609 11 197,4		1'47.790 14 201,1		1'48.032 14 199,3				
4	23 L. PONTILLO Honda	BEL	1'47.648 66 195,7		1'49.749 11 190,1		1'48.618 12 190,8		1'47.648 15 195,7		1'48.826 14 194,9		1'48.142 14 193,5				
5	96 S. EMPRIN Honda	FRA	1'47.653 68 201,1		1'50.323 13 198,9		1'49.316 12 196,7		1'49.490 15 201,1		1'47.677 14 200,7		1'47.653 14 200,4				
6	85 A. BINDER Honda	SUI	1'47.975 57 202,6		1'49.645 13 196,7		1 171,2		1'47.975 15 202,6		1'48.515 14 197,4		1'48.086 14 198,9				
7	38 T. KITBICHLER Honda	AUT	1'48.143 67 198,9		1'51.084 12 193,9		1'50.181 12 192,2		1'48.143 15 197,1		1'50.567 14 196,7		1'49.109 14 198,9				
8	20 T. ROLIN Honda	BEL	1'48.345 68 198,5		1'51.583 12 193,2		1'49.473 13 195,7		1'48.345 15 196,0		1'48.818 14 198,5		1'48.435 14 195,7				
9	11 R. SIEGERT Honda	GER	1'48.498 65 202,2		1'51.521 10 196,7		1'50.343 12 197,8		1'48.781 16 202,2		1'48.692 13 202,2		1'48.498 14 201,1				
10	95 J. KORPORAAL Honda	NED	1'48.566 50 206,1		1'52.637 12 200,0		1'50.075 11 202,6		1'48.876 10 203,4		1'48.973 14 206,1		1'48.566 3 200,4				
11	54 V. MELLGREN Honda	SWE	1'48.886 59 200,4		1'51.184 10 197,1		1'50.308 10 194,2		1'50.071 12 200,4		1'52.183 13 191,8		1'48.886 14 198,9				
12	7 R. DURDIS Honda	CZE	1'49.213 63 201,5		1'52.210 12 197,4		1'51.137 13 197,1		1'49.292 16 198,9		1'50.354 8 196,7		1'49.213 14 201,5				
13	71 W. KRZELJ Honda	FRA	1'49.251 59 193,2		1'53.498 8 187,2		1'51.317 8 185,6		1'50.472 15 192,2		1'52.072 14 189,8		1'49.251 14 193,2				
14	14 G. DI NAPOLI Honda	ITA	1'49.976 66 197,4		1'53.517 12 194,2		1'51.261 12 194,9		1'51.214 14 197,4		1'50.637 14 197,4		1'49.976 14 197,1				
15	46 D. PEKKANEN Honda	FIN	1'50.179 62 198,5		1'55.761 7 191,2		1'53.256 12 193,2		1'50.179 15 195,3		1'50.737 14 196,0		1'50.629 14 198,5				
16	79 A. VYSKOCIL Honda	CZE	1'50.312 56 199,6		2'00.121 1 196,0		1'53.475 12 192,2		1'50.312 15 199,6		1'50.695 14 196,4		1'51.212 14 194,2				
17	58 Z. BULTÈ Honda	BEL	1'50.697 66 198,5		1'52.589 12 193,2		1'52.596 13 195,3		1'50.697 13 198,5		1'51.343 14 191,2		1'50.998 14 190,1				
18	88 R. NIJLAND Honda	NED	1'51.025 65 197,8		1'54.250 12 194,6		1'53.117 11 195,3		1'51.058 14 197,8		1'51.875 14 197,8		1'51.025 14 193,9				
19	9 M. VAN TILBURG Honda	NED	1'51.362 57 192,9		1'54.041 12 191,8		1'52.311 11 192,9		1'51.822 6 191,8		1'51.362 14 190,5		1'52.421 14 191,2				
20	78 T. DEDEA Honda	GER	1'52.874 53 193,2		1'59.123 10 188,8		1'54.539 12 186,9		1'52.874 14 191,2		1'53.241 3 193,2		1'54.102 14 190,8				
21	47 R. BERZATI Honda	SVK	1'54.011 65 193,2		1'58.918 12 190,8		1'56.018 11 187,8		1'54.011 14 193,2		1'55.262 14 191,2		1'54.177 14 188,2				

Pirelli Dutch Round, 11-13 April 2025
Fastest Laps Race 2

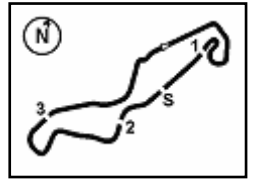
TT Circuit Assen 4.542 m

	No.	Rider	Nat	Team	Bike	Lap	Time	Gap
1	8	F. KRATOCHWIL	GER	MASS SPORTS Racing by JRP Motorsport	Honda	5	1'47.562	
2	96	S. EMPRIN	FRA	Swan96	Honda	8	1'47.653	0.091
3	21	A. URLAB	GER	Kiefer Racing	Honda	8	1'48.032	0.470
4	85	A. BINDER	SUI	ASR Binder Racing	Honda	13	1'48.086	0.524
5	17	T. WENZEL	GER	Kiefer Racing	Honda	8	1'48.125	0.563
6	23	L. PONTILLO	BEL	Belgian Motorcycle Academy	Honda	9	1'48.142	0.580
7	20	T. ROLIN	BEL	Belgian Motorcycle Academy	Honda	11	1'48.435	0.873
8	11	R. SIEGERT	GER	Motorace Academy Germany	Honda	6	1'48.498	0.936
9	95	J. KORPORAAL	NED	ADR Racing	Honda	3	1'48.566	1.004
10	54	V. MELLGREN	SWE	Nordgren Racing	Honda	14	1'48.886	1.324
11	38	T. KITBICHLER	AUT	Racingteam Kitzbichler	Honda	14	1'49.109	1.547
12	7	R. DURDIS	CZE	FS12 Racing Team	Honda	14	1'49.213	1.651
13	71	W. KRZELJ	FRA	KRZ RACING TEAM	Honda	14	1'49.251	1.689
14	14	G. DI NAPOLI	ITA	RC113 Reparto Corse	Honda	4	1'49.976	2.414
15	46	D. PEKKANEN	FIN	DPR team	Honda	4	1'50.629	3.067
16	58	Z. BULTÈ	BEL	Belgian Motorcycle Academy	Honda	13	1'50.998	3.436
17	88	R. NIJLAND	NED	NijlandRacing88	Honda	12	1'51.025	3.463
18	79	A. VYSKOCIL	CZE	FS12 Racing Team	Honda	2	1'51.212	3.650
19	9	M. VAN TILBURG	NED	MASS SPORTS Racing by JRP Motorsport	Honda	6	1'52.421	4.859
20	78	T. DEDEA	GER	TUDOR RACING	Honda	2	1'54.102	6.540
21	47	R. BERZATI	SVK	RB-Motorsport	Honda	11	1'54.177	6.615

13/04/2025

These data/results cannot be reproduced, stored and/or transmitted in whole or in part by any manner of electronic, mechanical, photocopying, recording, broadcasting or otherwise now known or herein after developed without the previous express consent by the copyright owner, except for reproduction in daily press and regular printed publications on sale to the public within 60 days of the event related to those data/results and always provided that copyright symbol appears together as follows below.

© DORNA WSBK ORGANIZATION Srl 2025



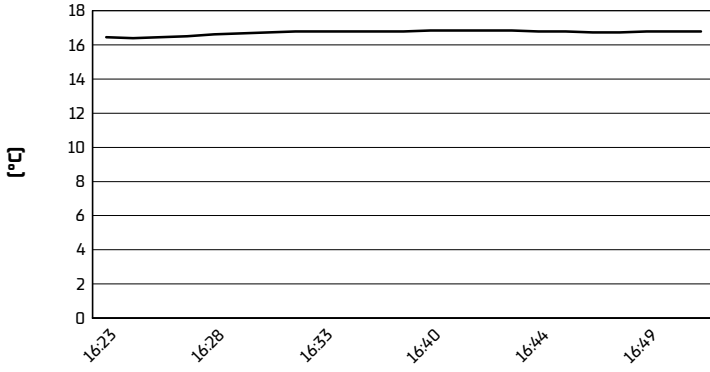
TT Circuit Assen 4.542 m

Pirelli Dutch Round, 11-13 April 2025

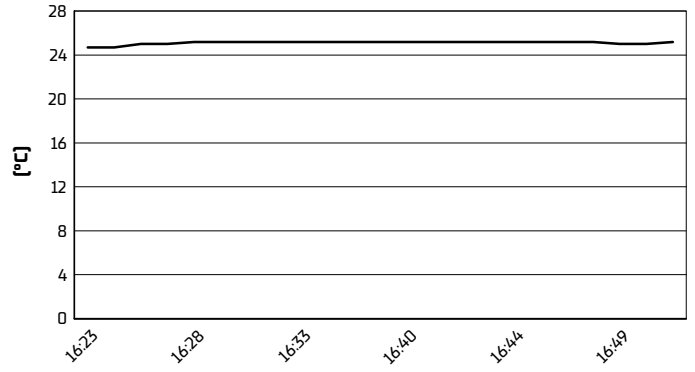
Weather Report Race 2

Session started 16:23 - Session ended 16:55

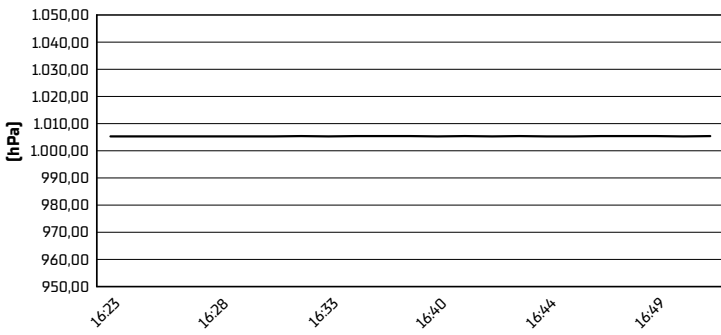
Air Temperature



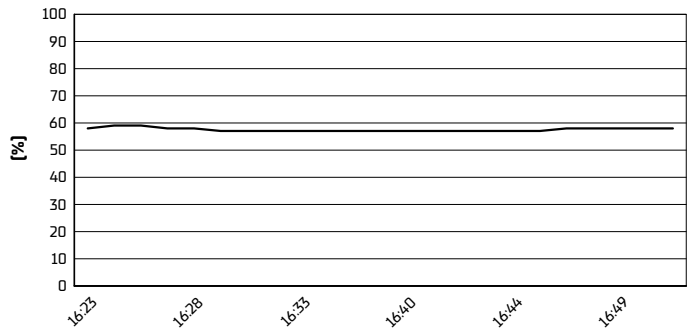
Track Temperature



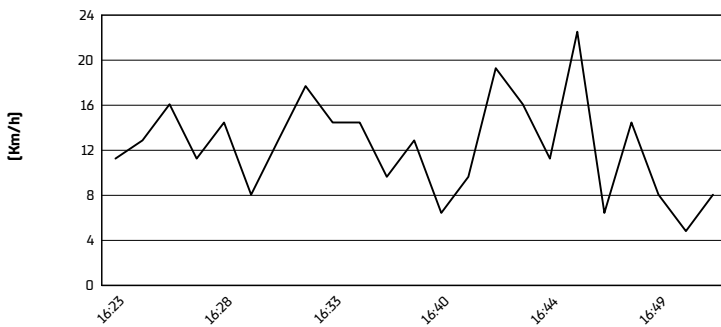
Air Pressure



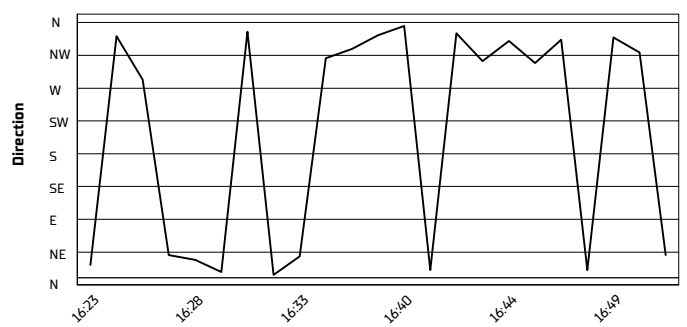
Humidity



Wind Speed



Wind Direction



13/04/2025

These data/results cannot be reproduced, stored and/or transmitted in whole or in part by any manner of electronic, mechanical, photocopying, recording, broadcasting or otherwise now known or herein after developed without the previous express consent by the copyright owner, except for reproduction in daily press and regular printed publications on sale to the public within 60 days of the event related to those data/results and always provided that copyright symbol appears together as follows below.

© DORNA WSBK ORGANIZATION Srl 2025